

CIP PROGRAM UPDATE CAPITAL PLANNING COMMITTEE

September 9, 2025

Jody Caldwell, PE, Chief Planning Officer

Dima El-Gamal, PhD, PE, LEED@AP, Director, Capital Improvement Planning

AGENDA

💧 CIP Update

- 💧 FY 25 Key Performance Indicators (KPIs)
- 💧 FY 26 CIP Delivery Targets
- 💧 FY 27-31 CIP Update
- 💧 Kahua Status
- 💧 AECOM Transition
- 💧 What's Next



KPI WATER CUMULATIVE - FY 25

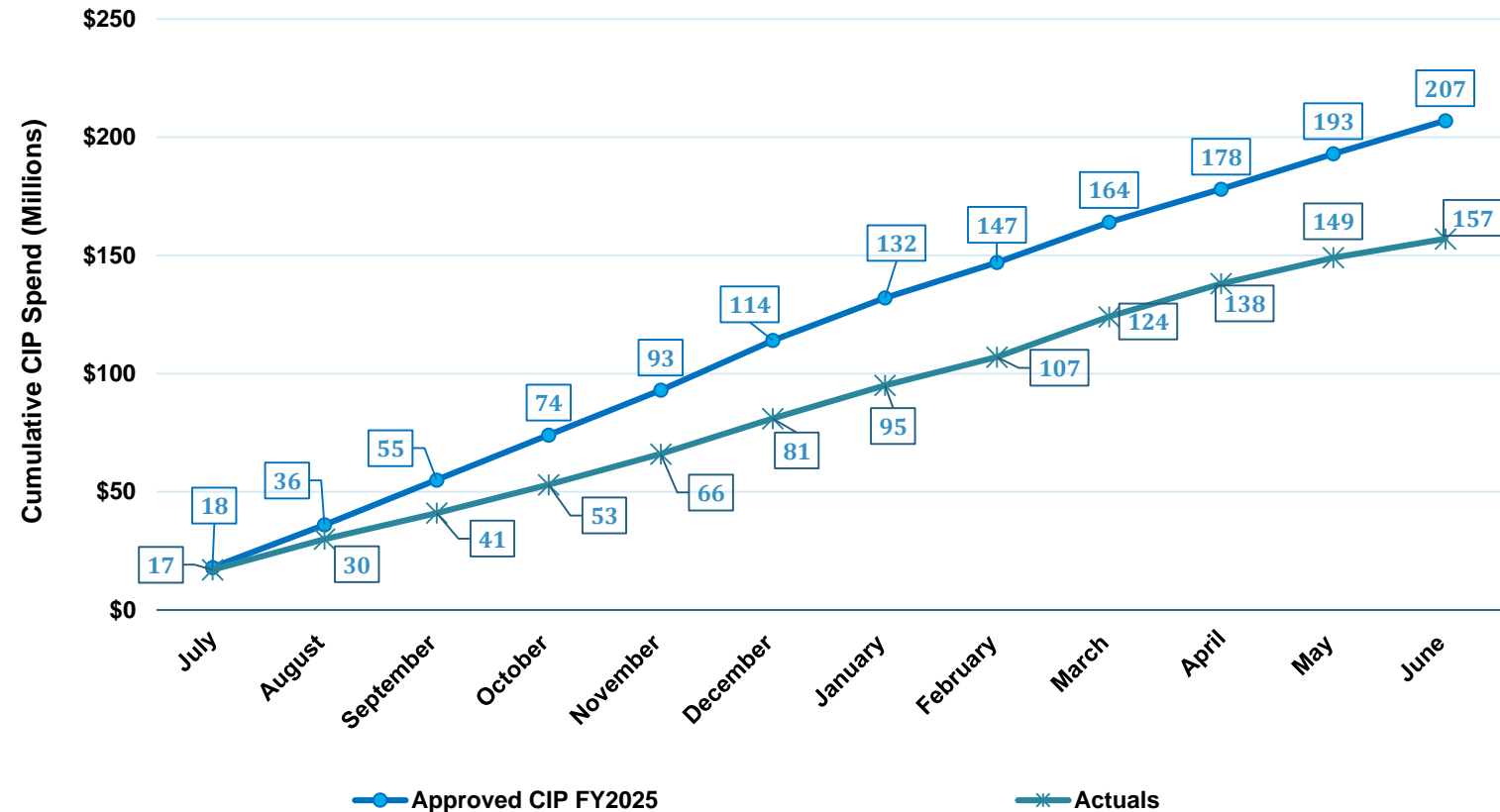
Cumulative Water CIP Activity
FY 2025 Through June 30, 2025
(Preliminary as of Aug 4th, 2025)

Current Status:

The water system incurred \$157 million of CIP costs through June 2025.

This is 76% of the FY 2025 Board Approved CIP 2025-2029.

Note: Actual amounts are preliminary and unaudited.



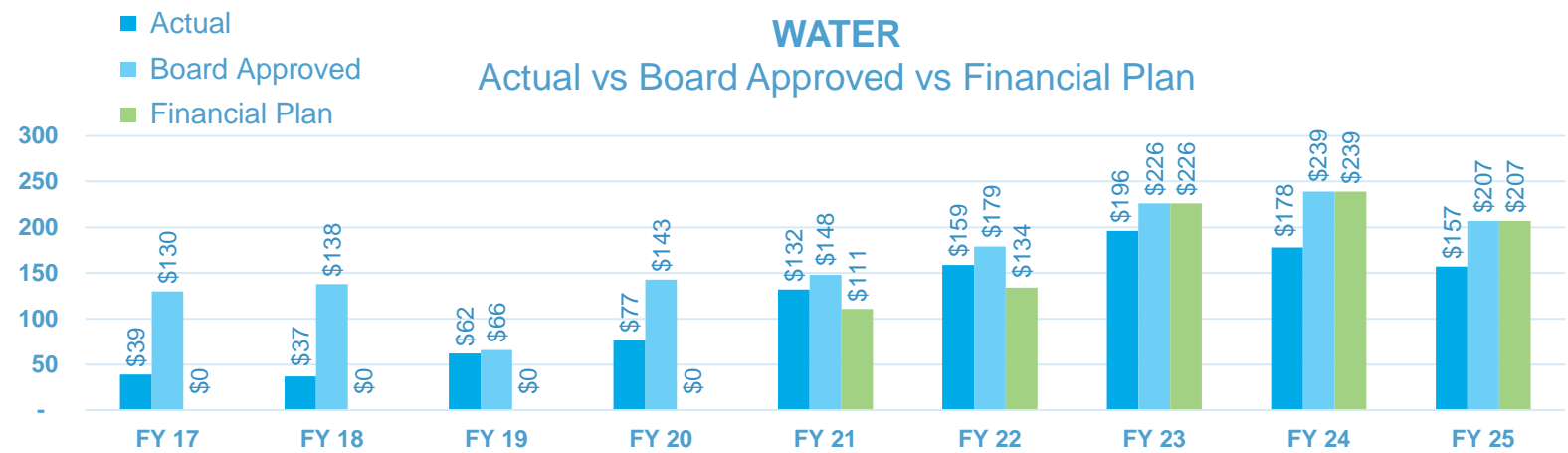
WATER VARIANCE – MAJOR DRIVERS

CAUSE	DETAIL	*TOTAL VARIANCE FY 25
External Delays	122019: Jefferson Main Replacement Project	\$19,412,793
Design Start Delay	122016: Downriver Transmission Main Loop	\$14,221,435
Contractor Delay	111009: Lake Huron WTP - High Lift Pumping, Water Production Flow Metering and Yard Piping Improvements	\$11,563,696

* **Year-end Actuals vs Planned FY25.**

Note: Actual amounts are preliminary and unaudited.

WATER CIP SPEND - HISTORY



WATER CIP DELIVERY

Fiscal Year	A Board Approved	B Capital Spend Ratio %	C Financial Plan A X B	D Actual*	E % Board Approved D/A	F % Financial Plan D/C
FY 17	\$ 130M		-	\$ 39M	30%	
FY 18	\$ 138M		-	\$ 37M	27%	
FY 19	\$ 66M		-	\$ 62M	94%	
FY 20	\$ 143M		-	\$ 77M	54%	
FY 21	\$ 148M	75%	\$ 111M	\$ 132M	89%	119%
FY 22	\$ 179M	75%	\$ 134M	\$ 159M	89%	119%
FY 23	\$ 226M	100%	\$ 226M	\$ 196M	87%	87%
FY 24	\$ 239M	100%	\$ 239M	\$ 178M	74%	74%
FY 25	\$ 207M	100%	\$ 207M	\$ 157M	76%	76%

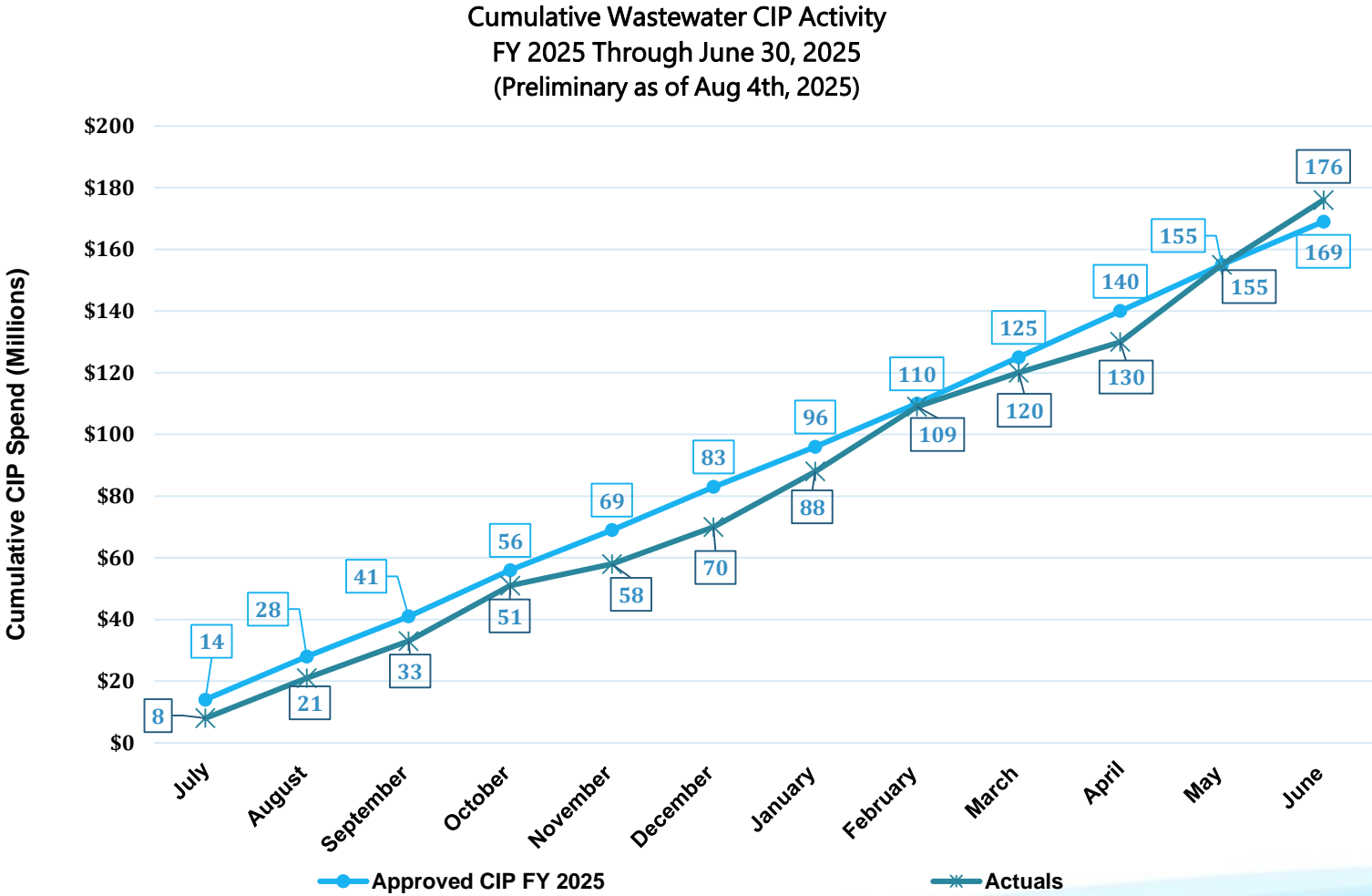
KPI WASTEWATER CUMULATIVE - FY 25

Current Status:

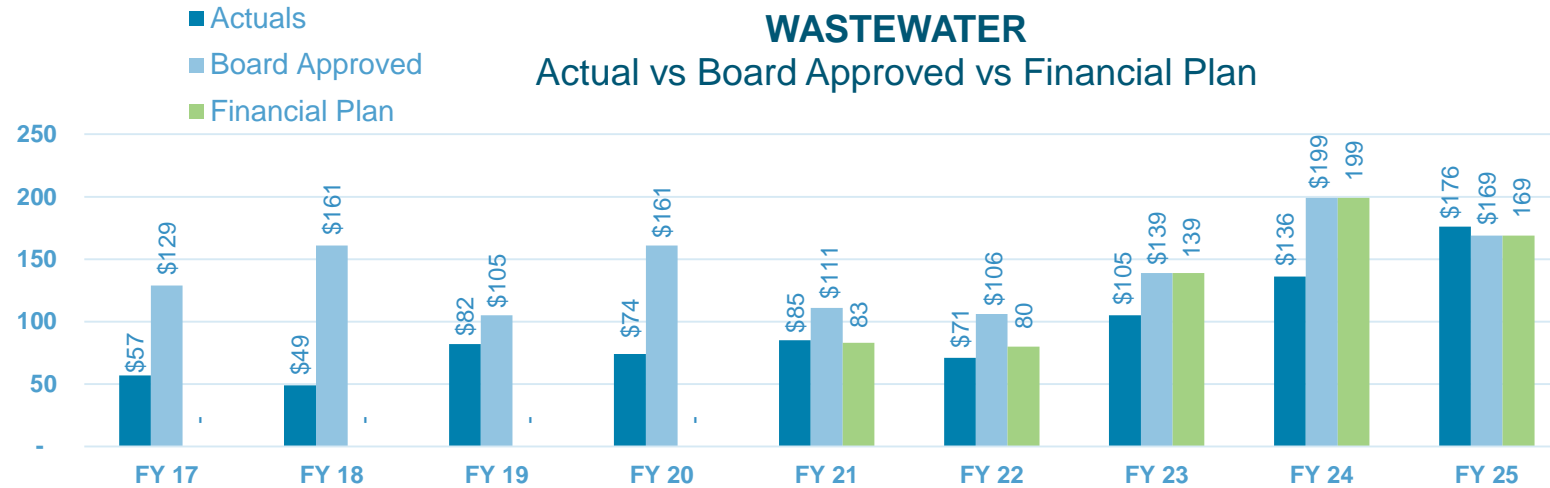
The wastewater system incurred \$176 million of CIP costs through June 2025.

This is 104% of the FY 2025 Board Approved CIP 2025-2029.

Note: Actual amounts are preliminary and unaudited.



WASTEWATER CIP SPEND - HISTORY



WASTEWATER CIP DELIVERY

Fiscal Year	A Board Approved	B Capital Spend Ratio %	C Financial Plan A x B	D Actual*	E % Board Approved D/A	F % Financial Plan D/C
FY 17	\$ 129M			\$ 57M	44%	
FY 18	\$ 161M			\$ 49M	30%	
FY 19	\$ 105M			\$ 82 M	78%	
FY 20	\$ 161M			\$ 74M	46%	
FY 21	\$ 111M	75%	\$ 83M	\$ 85M	77%	102%
FY 22	\$ 106M	75%	\$ 80M	\$ 71M	67%	89%
FY 23	\$ 139M	100%	\$ 139M	\$ 105M	76%	76%
FY 24	\$ 199M	100%	\$ 199M	\$ 136M	68%	68%
FY 25	\$ 169M	100%	\$ 169M	\$ 176M	104%	104%

FY 26 CIP DELIVERY TARGETS

BOARD APPROVED FY 26 WATER AND WASTEWATER BUDGETS

WATER CIP COMPARISON

Financial figures are in thousands of dollars (\$1,000s)

CIP Document	FY 25	FY 26	FY 27	FY 28	FY 29	FY 30	5-Year Total
Approved Water CIP FY 2025-2029	\$207,333	\$209,752	\$227,823	\$236,331	\$190,550	\$202,288	\$1,071,788
Water CIP FY 2026-2030 (Board Approved)	\$179,407	\$183,064	\$233,120	\$285,942	\$230,461	\$150,642	\$1,083,229

100% CSR

WASTEWATER CIP COMPARISON

Financial figures are in thousands of dollars (\$1,000s)

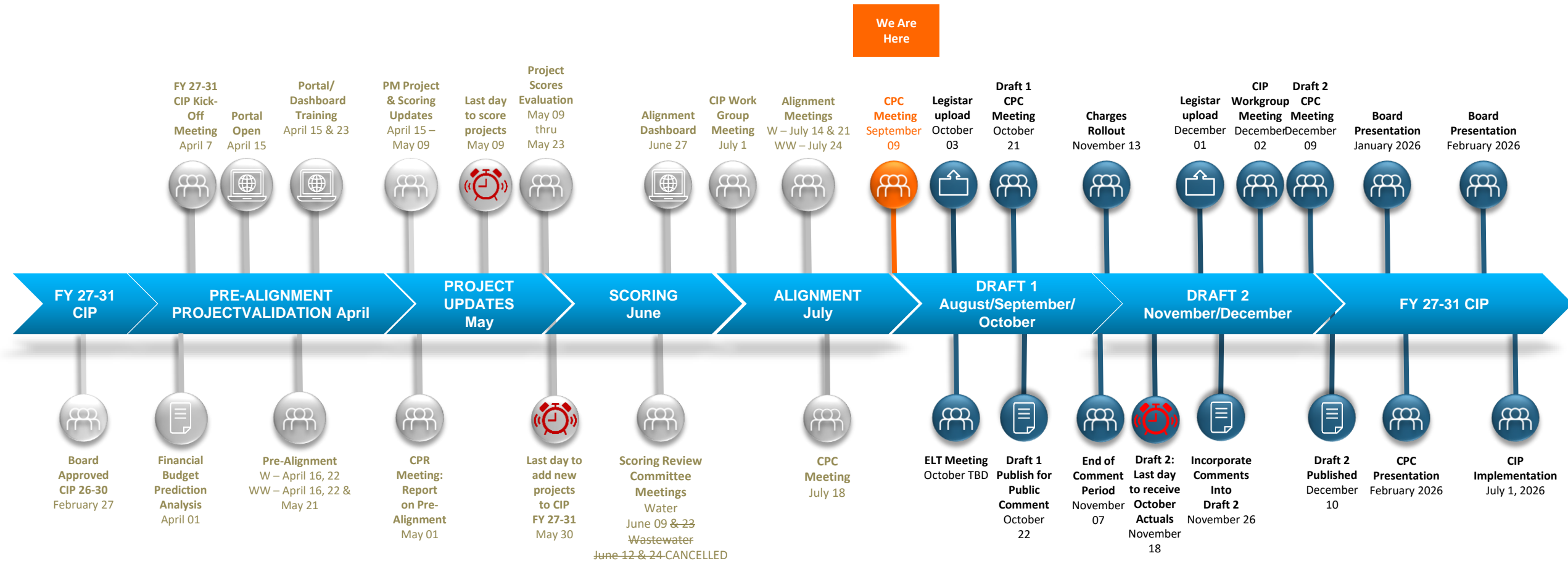
CIP Document	FY 25	FY 26	FY 27	FY 28	FY 29	FY 30	5-Year Total
Approved Wastewater CIP FY 2025-2029	\$169,189	\$212,693	\$216,231	\$201,995	\$182,417	\$180,433	\$982,525
Wastewater CIP FY 2026-2030 (Board Approved)	\$163,276	\$193,221	\$291,841	\$337,800	\$261,115	\$187,625	\$1,271,603

90% CSR

FY 27 - 31 CIP UPDATE

CIP FY 27-31 ROAD MAP

We Are Here

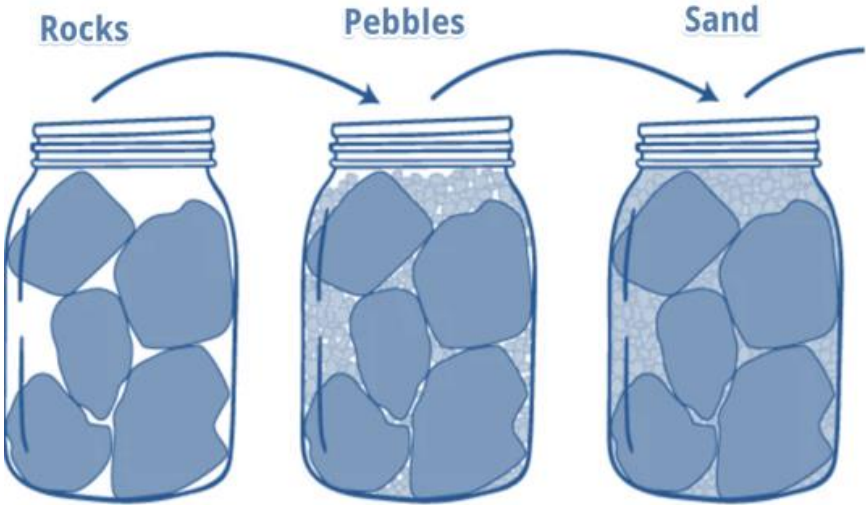


PROJECT SCORING - FY 27-31 CIP STATISTICS

	Number of Projects		
Fiscal Year	Tier 1 Score >75	Tier 2 Score >45 < 75	Tier 3 Score <45
Water	59%	37%	4%
Wastewater	49%	44%	7%

	FY 27-31 CIP Projections \$		
Fiscal Year	Tier 1 Score >75	Tier 2 Score >45 < 75	Tier 3 Score <45
Water	78%	21%	1%
Wastewater	76%	23%	1%*

*Includes 3 un-scored projects



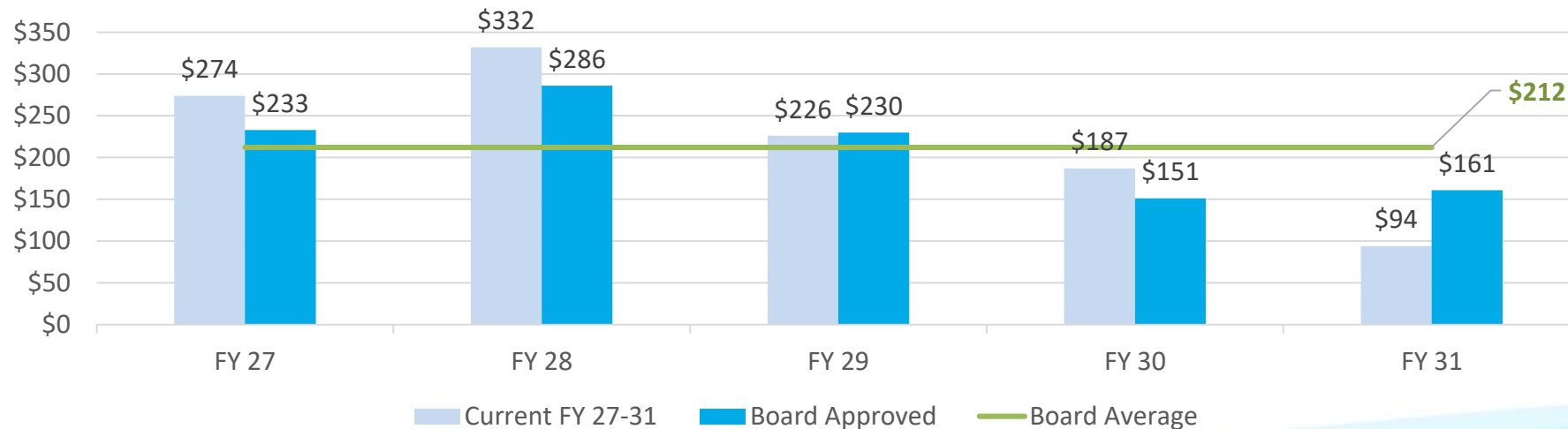
ALIGNMENT PROGRESS - WATER

FY 27-31 CIP – Alignment with Financial Plan (in Progress)

FY 27-31	Water						Total	Average
	FY 26	FY 27	FY 28	FY 29	FY 30	FY 31	FY 27-31	FY 27-31
Board Approved	\$183	\$233	\$286	\$230	\$151	\$161	\$1,061	\$212.2
Current Planning Scenario*	\$170	\$274	\$332	\$226	\$187	\$94	\$1,113	\$222.6

* Numbers are in millions as of May-actuals

Board Approved vs. Current (in millions)



ALIGNMENT PROGRESS - WATER PROJECT LIST

CIP No.	Description	Alignment Changes
170300	Water Treatment Plant Automation Program	EAC Change (-)
170700	Transmission Pump Station Mechanical/Structural/Architectural Improvements Program	
170900	Suburban Water Meter Pit Rehabilitation and Meter Replacement	
170601	Linear System Integrity Program – Contract 1	
170604	96-inch Transmission Main Condition Assessment	
122019	Jefferson Main Replacement Project	Delay Start
132019	Wick Road Pumping Station Improvements	
111001	Lake Huron WTP, Low-Lift, High Lift and Filter Backwash Pumping System Improvements	
113003	Southwest Water Treatment Plant Low- and High lift Pumping station Improvements	Early Start
132022	Joy Road Pumping Station Improvements	

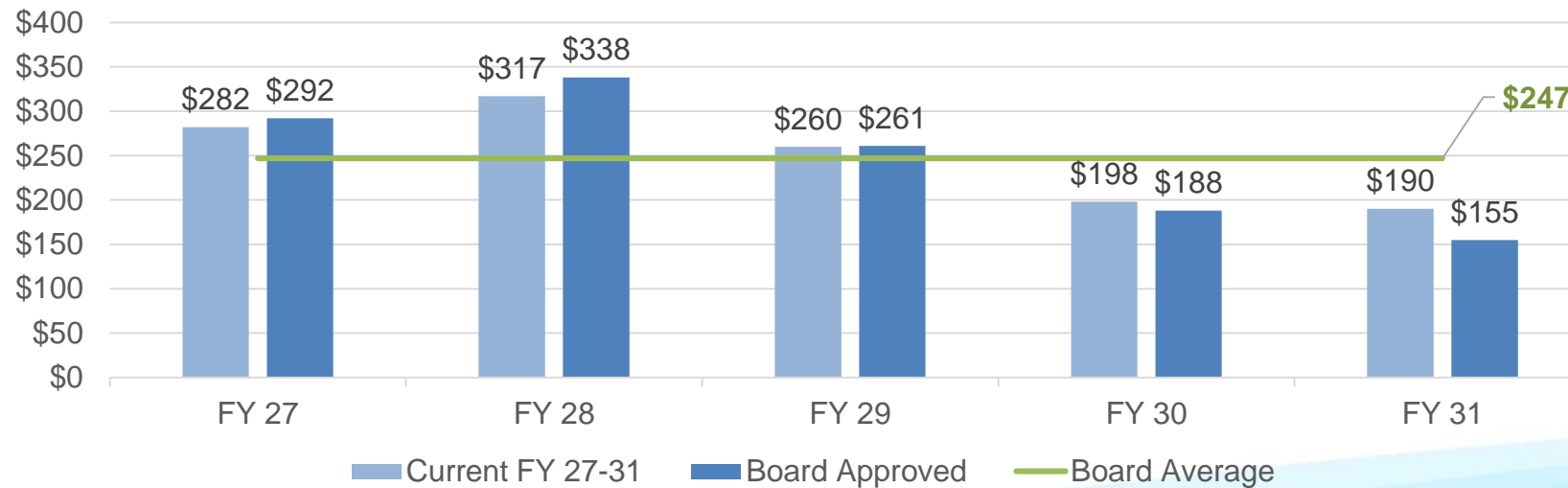
ALIGNMENT PROGRESS - WASTEWATER

FY 27-31 CIP- Alignment with Financial Plan (in progress)

FY 27-31	Wastewater						Total	Average
	FY 26	FY 27	FY 28	FY 29	FY 30	FY 31	FY 27-31	FY 27-31
Board Approved	\$193	\$292	\$338	\$261	\$188	\$155	\$1,234	\$246.8
Current Planning Scenario*	\$267	\$282	\$317	\$260	\$198	\$190	\$1,247	\$249.4

* Numbers are in millions as of June-actuals

Board Approved vs. Current (in millions)

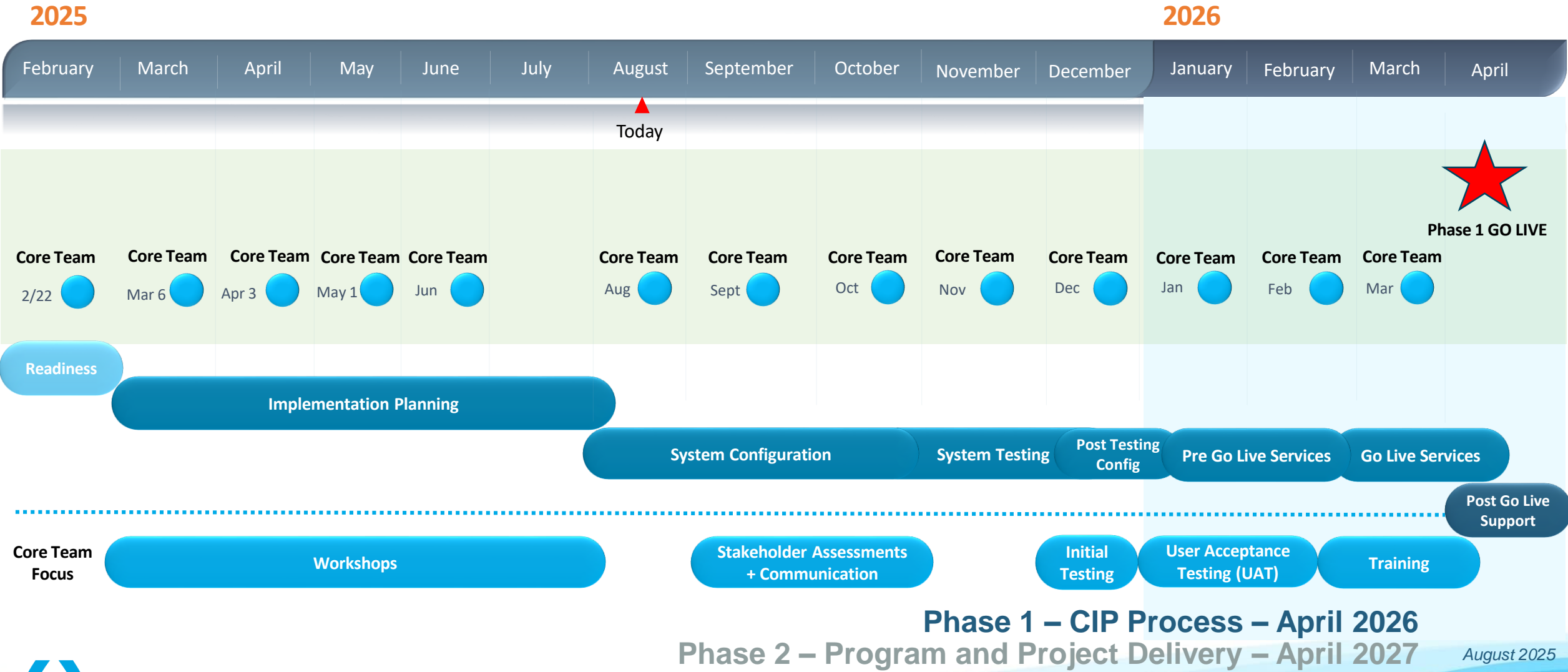


KAHUA STATUS

PMIS Kahua Phase 1 Update - August 2025

- ✓ Completed Discovery Workshops
- ✓ Final draft of System Implementation Plan (SIP) for Phase 1 is complete
 - Data migration and integration planning is progressing
 - Phase 1 configuration to begin shortly

PMIS KAHUA SCHEDULE REVIEW - PHASE 1



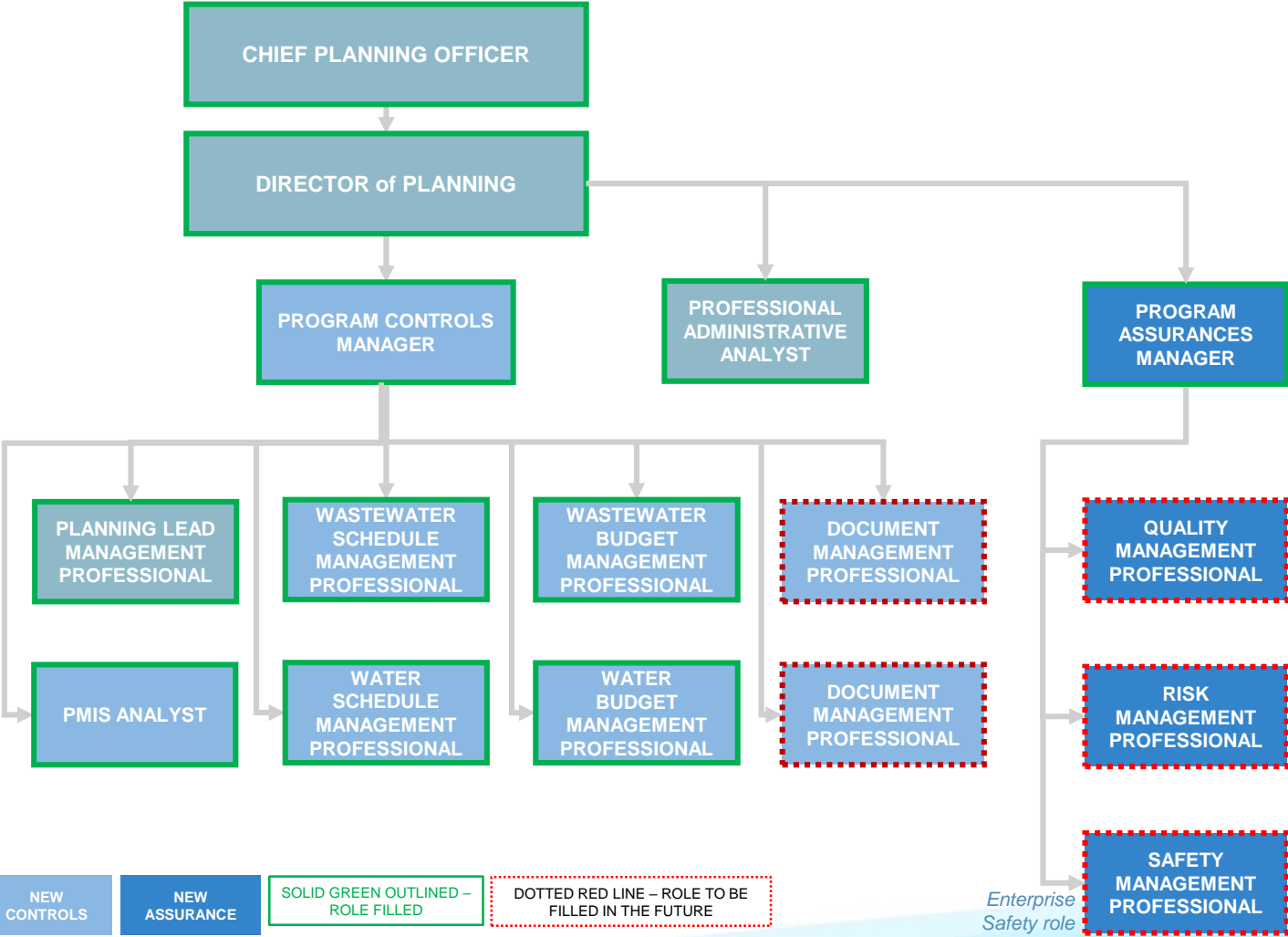
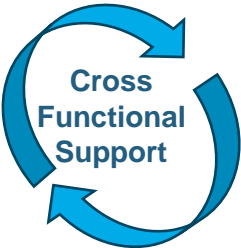
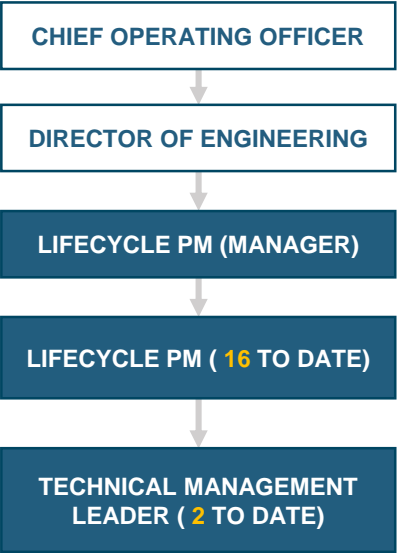
FY – Fiscal Year | UAT - User Acceptance Training | PMIS - Project Management Information System

August 2025

AECOM TRANSITION

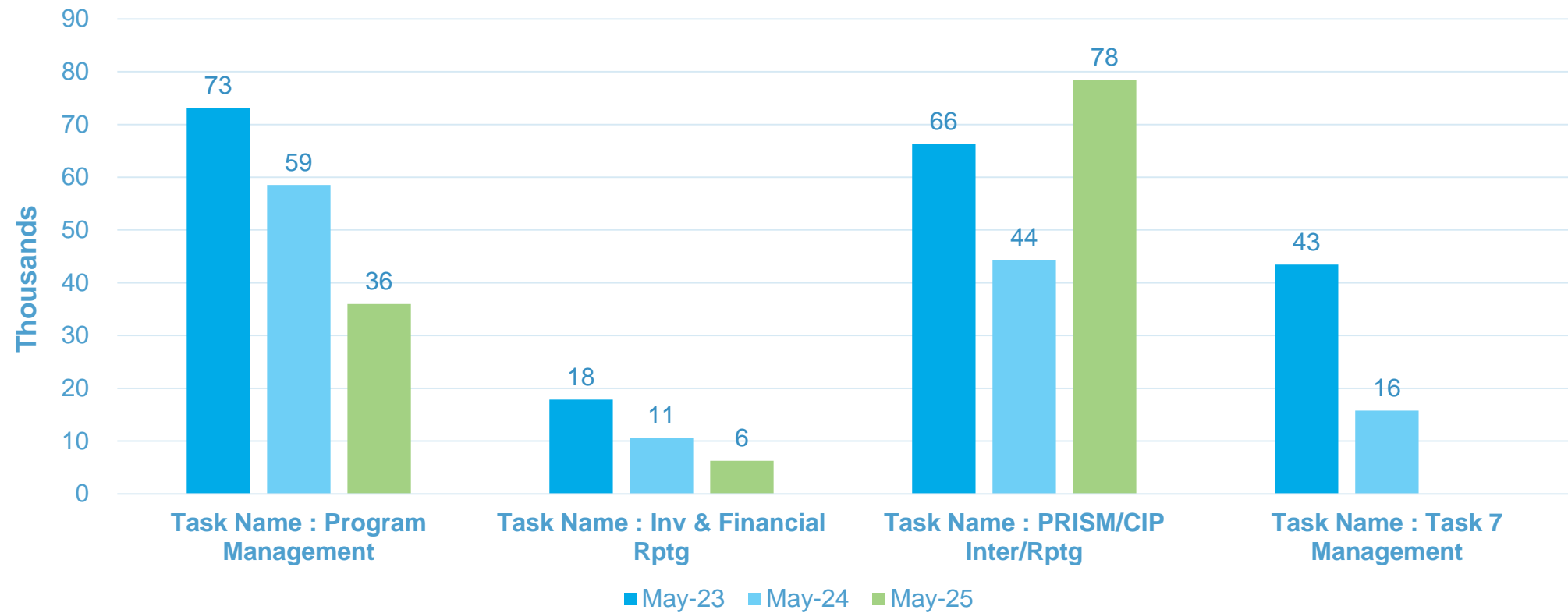
CORE CIP DELIVREY TEAMS - CURRENT STATE

Water & Wastewater



AECOM TRANSITION

AECOM Task 5 Invoice



WHAT'S NEXT

WHAT'S NEXT – CIP

💧 On Going

- 💧 Implementation of PMP
- 💧 Kahua Data migration

💧 FY 2027 - 2031 CIP

- 💧 Finalize Alignment
- 💧 Discussion Draft 1 October 21, 2025 (tentative)

WHAT
NEXT ?

THANK YOU!

QUESTIONS?