


2027-2031

CAPITAL IMPROVEMENT PLAN



Mark Blossfeld

CIP Project # 170802 - Reservoir
Inspection, Design, and Construction
Management Services Phase II



Greg Marker

CIP Project # 260210 -
Rehabilitation of GLWA Sewers;
Ashland Relief, Linwood, Lonyo,
Second Avenue, and Shiawassee



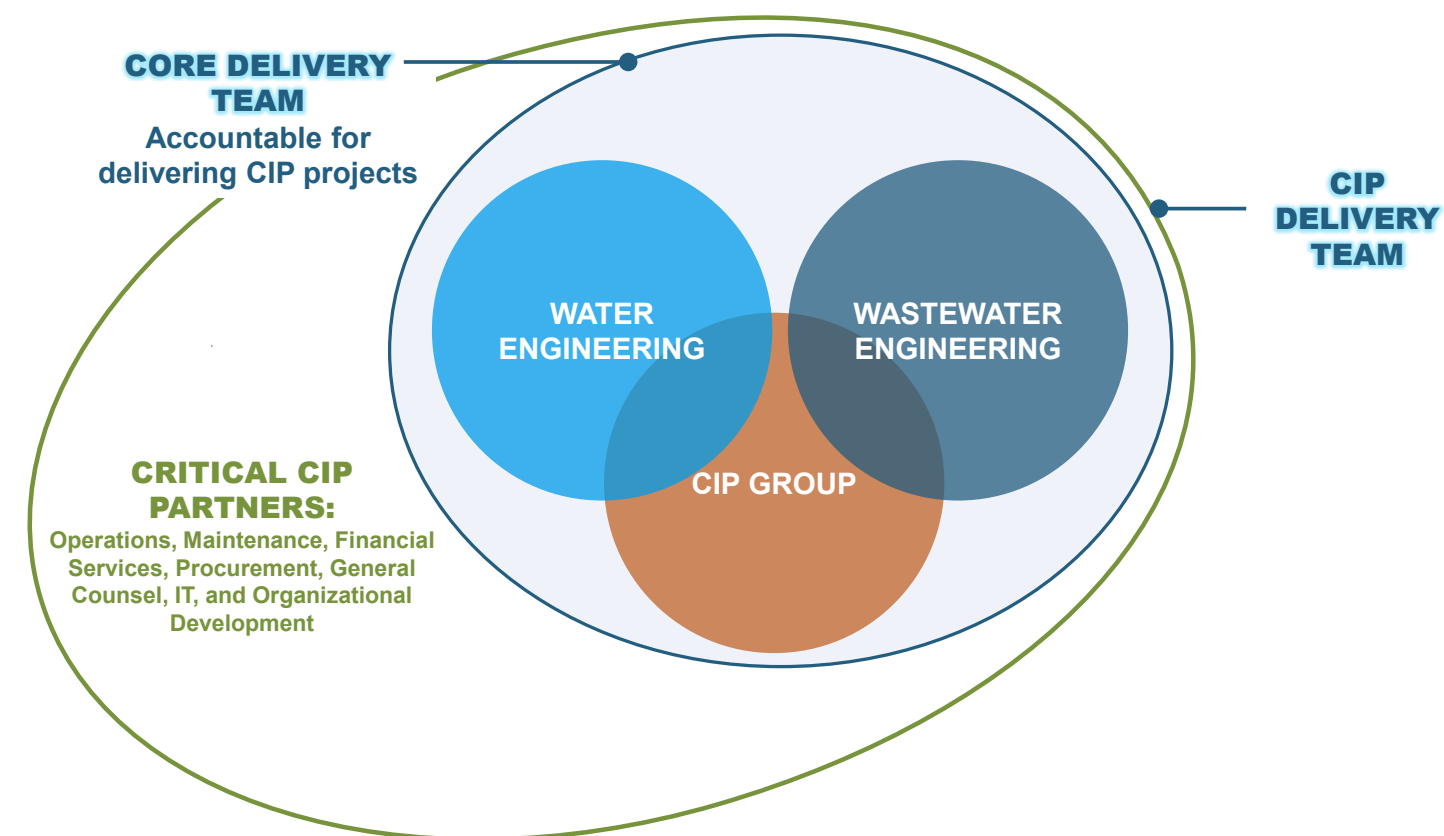
CIP

ACRONYMS

Abbrev.	Meaning
AWWA	American Water Works Association
BDF	biosolids drying facility
BCE	Business Case Evaluations
BOD	biochemical oxygen demand
CIP	Capital Improvement Plan
CON	Construction
CMAR	Construction Management At Risk
CPR	Capital Program Review
CSO	Combined Sewer Overflow
CWSRF	Clean Water State Revolving Fund
DRI	Detroit River Interceptor
DSC	debt service coverage
DWSD	Detroit Water and Sewerage Department
DWSRF	Drinking Water State Revolving Fund
EGLE	State of Michigan Department of Environment, Great Lakes and Energy
EOTF	Economic Outlook Task Force
FY	Fiscal Year
GIS	Geographic Information System
GDRSS	Greater Detroit Regional Sewer System
GLWA	Great Lakes Water Authority
HAZMAT	hazardous materials
HPZ	high-pressure zone
HVAC	heating, ventilation, and air conditioning

Abbrev.	Meaning
I-375	Interstate 375
I-75	Interstate 75
I&E	Improvement and Extension (Fund)
ILP	Intermediate Lift Pump
IPZ	intermediate-pressure zone
LHTWP	Lake Huron Water Treatment Plant
LSIP	Linear System Integrity Plan
MBO	Master Bond Ordinance
MCC	motor control center
MDEQ	Michigan Department of Environmental Quality
MG	million gallons
MGD	million gallons per day
N/A	Not Available
NEWTP	Northeast Water Treatment Plant
NIEA	North Interceptor East Arm
NPDES	National Pollutant Discharge Elimination System
O&M	Operations and Maintenance
PC	primary clarifier
PCCP	prestressed concrete cylinder pipe
PLC	programmable logic controller
PM	Project Manager
PMIS	Project Management Information System
PS	pump station
RC	Review Committee
RCS	Review Committee Score

Abbrev.	Meaning
RFB	Request for Bids
RFP	Request for Proposals
RTB	retention treatment basin
SCADA	Supervisory Control and Data Acquisition
SDF	screening and disinfection facility
SFP	sludge feed pumping
SPW	Springwells Water Plant
SRA	spend rate assumption
TBD	To Be Determined
TSS	total suspended solids
VFD	variable frequency drive
W	Water
WAMR	Wholesale Automated Meter Reading
WRRF	Water Resource Recovery Facility
WTP	Water Treatment Plant
WTM	Water Transmission Main
WW	Wastewater
WWP	Water Works Park
WWTP	wastewater treatment plant



Dear Board Members:

On behalf of the Capital Improvement Planning Delivery Team, I am pleased to share the Draft Fiscal Year (FY) 2027–2031 Capital Improvement Plan (CIP) for the Great Lakes Water Authority (GLWA). This forward-looking document outlines GLWA’s strategic investments in water and wastewater infrastructure, addressing both urgent and long-term system needs across our service region.

The FY 27–31 CIP includes 154 projects, representing a planned total investment of approximately \$2.5 billion over the next five years. These projects are designed to strengthen system reliability, build redundancy, improve operational efficiency, and protect public health and safety.

The development of this plan reflects a significant collaborative effort across GLWA. I would like to extend sincere appreciation to the CIP Core Delivery Team—including Water and Wastewater Engineering—and to our critical partners in Operations, Maintenance, Financial Services, Procurement, General Counsel, Information Technology, and Organizational Development. Their collective expertise and dedication were instrumental in shaping the development and guiding the execution of this plan.

Throughout the CIP development process, we prioritized stakeholder engagement. Our team worked closely with Member Partners and Vendors, incorporating feedback gathered through project scoring sessions and CIP Workgroup meetings. Their input has been invaluable in refining our priorities and ensuring transparency.

In response to requests for easier access to CIP content, we are pleased to announce the continued availability of the CIP Document Public Dashboard, launched in 2023. This online tool allows those interested in learning more about GLWA CIP to search, filter, and explore the draft FY 27–31 CIP using a variety of parameters—making it easier than ever to find the information most relevant to the user’s interests. The dashboard can be accessed on the GLWA website by clicking the [CIP Public Dashboard](#) icon on the homepage.

We are grateful for your continued support and partnership in advancing the GLWA capital program. Should you have any questions or require additional information, please do not hesitate to reach out to me at dima.el-gamal@glwater.org.

Thank You,

Dima S. El-Gamal, PhD, PE, LEED AP

Capital Improvement Planning Director

Great Lakes Water Authority • 9300 W Jefferson Ave, Suite 409 • Detroit, MI 48209

C: 313-400-3751

D: 313-297-8819

E: dima.el-gamal@glwater.org

General Information: 844.455.GLWA (4592)

ACKNOWLEDGMENTS

We would like to congratulate John McCallum and Greg Marker for receiving the most votes and subsequent GLWA Cover Photo Contest winners. Their respective photos of Reservoir Inspection, Design, and Construction Management Services Phase II and Rehabilitation of GLWA Sewers are featured on the CIP cover.

RESERVOIR INSPECTION, DESIGN, AND CONSTRUCTION MANAGEMENT SERVICES PHASE II

CIP Project # 170802
Project Manager: John McCallum
Location: Michigan Avenue and Merriman Road
Project Status: Project Execution – Construction
Start & Completion Date: 12/21/2023 to 7/7/2028
Project Budget: \$44,478,636.00

Project Description: This CIP 170802 is specific to the inspection, cleaning, design/engineering, and construction improvements to 16 reservoirs: Wick Rd, Haggerty, Schoolcraft, Adams, Joy 1&2, Michigan Ave, Northeast 1&2, Lake Huron #3, WWP No. 1, WWP 2A&2B, North Service Center 1&2, Eastside. This overall CIP 170800 program performs the maintenance and repairs and long-term replacement planning of GLWA 30 finished water reservoirs spread over the GLWA system. 14 reservoirs are located at the water treatment plants. 16 remaining reservoirs are located at GLWA Booster stations. The reservoirs range from 2 – 100 years old with a storage capacity ranging from 3.5 to 20 million gallons per reservoir.

Testimonial: The Photo was taken by Mark Blossfeld, during Structural Steel Repair Inspections of the Michigan Ave Reservoir. The Photo shows the primer application of the coating of the interior surface at Michigan Avenue. The aged exterior and interior steel coating was blasted off to expose clean white metal for primer. Structural steel patching was added to the truss members to reinforce the roof structure.



REHABILITATION OF GLWA SEWERS; ASHLAND RELIEF, LINWOOD, LONYO, SECOND AVENUE, AND SHIAWASSEE

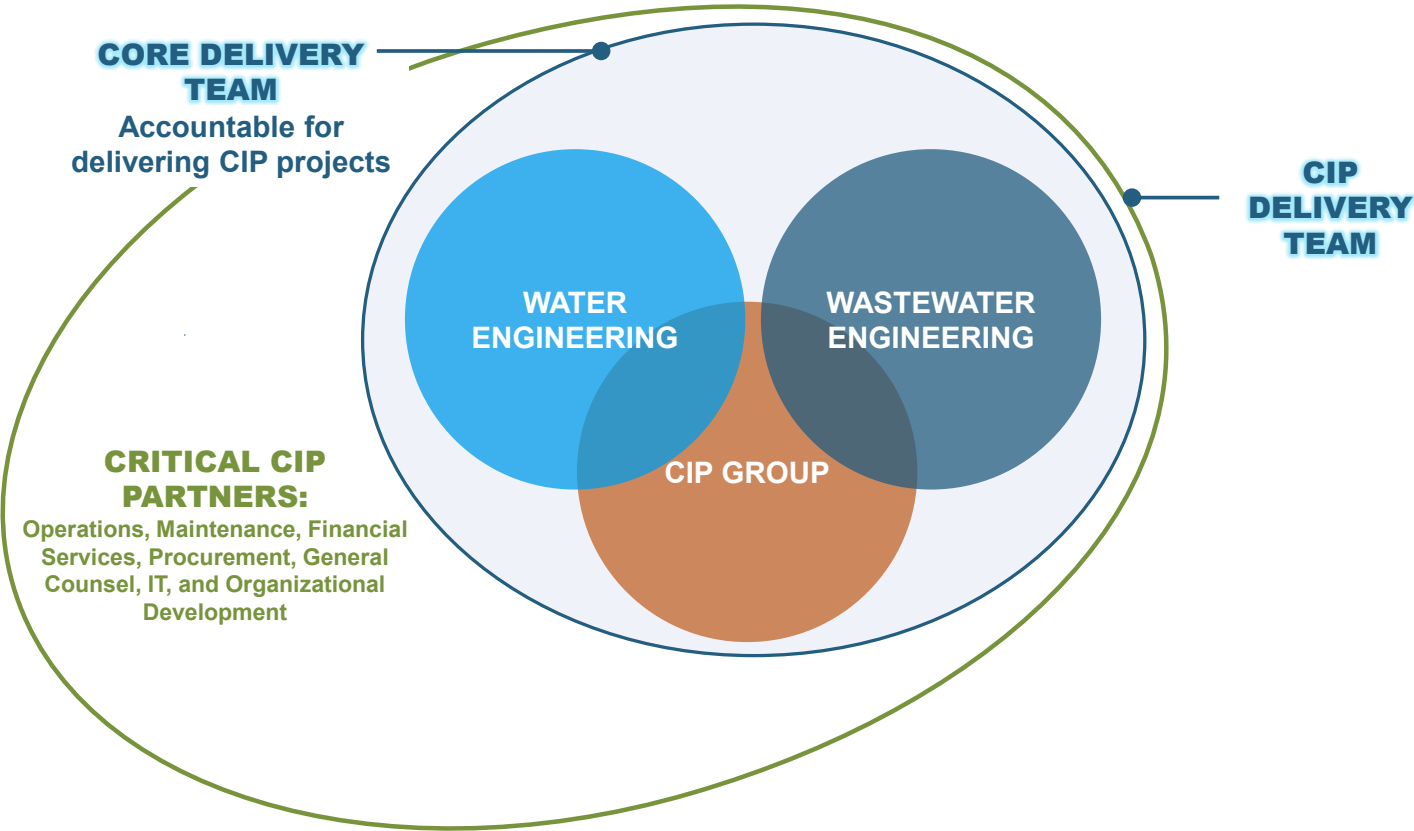
CIP Project # 260210
Project Manager: Greg Marker
Location: Linwood, Lonyo, Second Avenue and Shiawassee
Project Status: Project Execution - Design
Start & Completion Date: 7/1/2022 – 9/30/2024
Project Budget: \$7,872 (Figures are shown in \$1,000's)

Project Description: This CIP project was delivered to provide the structural assessment and rehabilitation of one of GLWA's critical conveyance assets, the Northwest Interceptor, from 8 Mile to Tireman, a total distance of over 40,000 linear feet. The purpose of the project was to extend the service life of the NWI by a minimum of 25 years. The scope of work that was delivered included the removal of nearly 3,500 tons of debris, injection of over 20,000 gallons of chemical grout to seal leaks, removal of almost 1,500 square feet of mineral deposits, completion of 1,100 square feet of structural concrete repairs, improvement of 54 manholes, and construction of a new large access manhole to improve system access, enhance personnel entry safety, and facilitate heavy cleaning.

Testimonial: Rehabilitation of the NWI was the subject of extensive design and rehabilitation services, and faced numerous unique challenges in accomplishing the work, including periodic size reduction (from over 11 feet to as small as 4-foot diameter), limited access, long length (over 8 miles), and coordination of major in-system flow controls. Upon completion, the project team was able to identify and repair virtually all PACP Grade 3 or higher defects for the full length of the sewer. Regular repair and maintenance projects such as this provide value by extending service life, improving system reliability, and benefiting adjacent and upstream communities by ensuring this critical asset continues to provide service for generations to come.



TABLE OF CONTENTS



01 | INTRODUCTION

1.1	Executive Summary	12
1.2	Primary Goals of the CIP	18
1.3	Team Members and Partners	18
1.4	CIP Strategy	19
1.5	CIP Optimization	20

02 | CIP SUMMARY

2.1	CIP 5-Year Summary Tables	24
2.2	Project Status	28
2.3	Linear Assets	32
2.4	Projects by Jurisdiction	34
2.5	Specialty Projects	40
2.6	Project by Type	46
2.7	Project Scoring	53

03 | CIP PROJECTS BY CATEGORY

3.1	Largest CIP Projects	72
3.2	Largest Dollar Projects (>\$30M)	74
3.3	Largest FY 27 Projected Spend (>\$5M)	78
3.4	Water Projects by Status	80
3.5	Wastewater Projects by Status	92
3.6	Ten-Year Water Outlook	104
3.7	Ten-Year Wastewater Outlook	112

04 | FINANCE

4.1	Introduction	122
4.2	Funding Sources and Uses	122
4.3	Financial Management of the CIP	123

05 | WATER PROJECTS

5.1	Water Master Schedules	132
5.2	Water Projects Summaries	134

06 | WASTEWATER PROJECTS

6.1	Wastewater Master Schedules	260
6.2	Wastewater Projects Summaries	262

07 | APPENDICES

A	Water Business Case Evaluations
B	Wastewater Business Case Evaluations
C	System Background Information
D	Scoring Evaluation Tech Memo
E	Additional Reference Material: How to Navigate the CIP



01

INTRODUCTION



INTRODUCTION

1.1 EXECUTIVE SUMMARY

We are pleased to submit the Great Lakes Water Authority (GLWA) Capital Improvement Plan (CIP) for fiscal years (FYs) 2027-2031.

We are pleased to submit the Great Lakes Water Authority (GLWA) Capital Improvement Plan (CIP) for fiscal years 27-31.

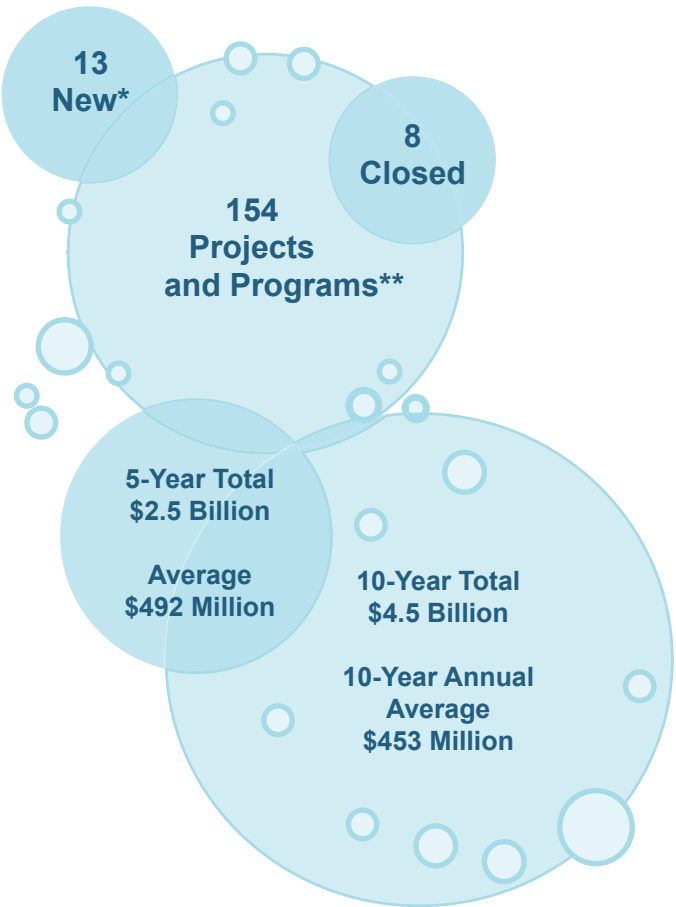
This document serves as a guide for the effective and efficient provision of capital assets and infrastructure, outlining timing and financing for the five-year plan.

GLWA operates and maintains the largest water system in the United States in production and population served, and one of the largest wastewater treatment plants in capacity. To collaboratively ensure a one-water–system approach to our regional water and wastewater systems, GLWA has a dedicated member outreach program that collaborates with its Member Partners. Work groups are used to involve members in technical service and financial discussions that support decision-making at GLWA.

Four committees have been established by GLWA’s six-member Board of Directors to provide oversight and policy guidance:

- Audit Committee
- Capital Planning Committee
- Legal Committee
- Operations and Resources Committee

GLWA’s commitment to improved performance in water and wastewater systems, environmental compliance, and Member Partner satisfaction aligns with the organization’s goals to contribute to the economic success and the health and safety of the region it serves.



NOTE: *6 NEW PROJECTS FROM PROGRAMS.
** IN ADDITION TO THE 154 PROJECTS, THERE ARE:
+0 RECLASSIFIED PROJECTS
+4 CANCELED PROJECTS

CIP AT A GLANCE

GLWA’s CIP supports the continuation of major capital asset investments in programs and projects that will upgrade the GLWA’s aging water and wastewater system infrastructure. Beginning with the FY 2027–2031 CIP, GLWA will incorporate Centralized Services projects directly into the Water and Wastewater

portfolios. As a result, the standalone Centralized Services project category will no longer be used. The CIP is a forward-thinking five-year plan that identifies capital projects and programs and their respective financing options. This plan is updated annually to reflect changing system needs, priorities, and funding

WATER

Category	Amount
5-Year Total	\$1,191,063
5-Year Average	\$238,213
10-Year Total	\$2,315,662
10-Year Average	\$231,566

*Financial figures are in thousands of dollars (\$1,000s)

WASTEWATER

Category	Amount
5-Year Total	\$1,268,361
5-Year Average	\$253,672
10-Year Total	\$2,211,008
10-Year Average	\$221,101

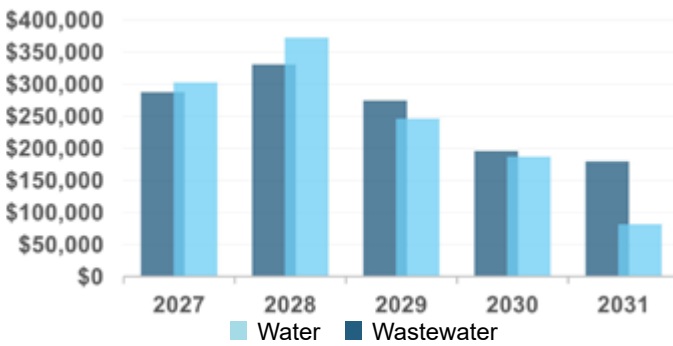
*Financial figures are in thousands of dollars (\$1,000s)

PLAN SPENDING SUMMARY

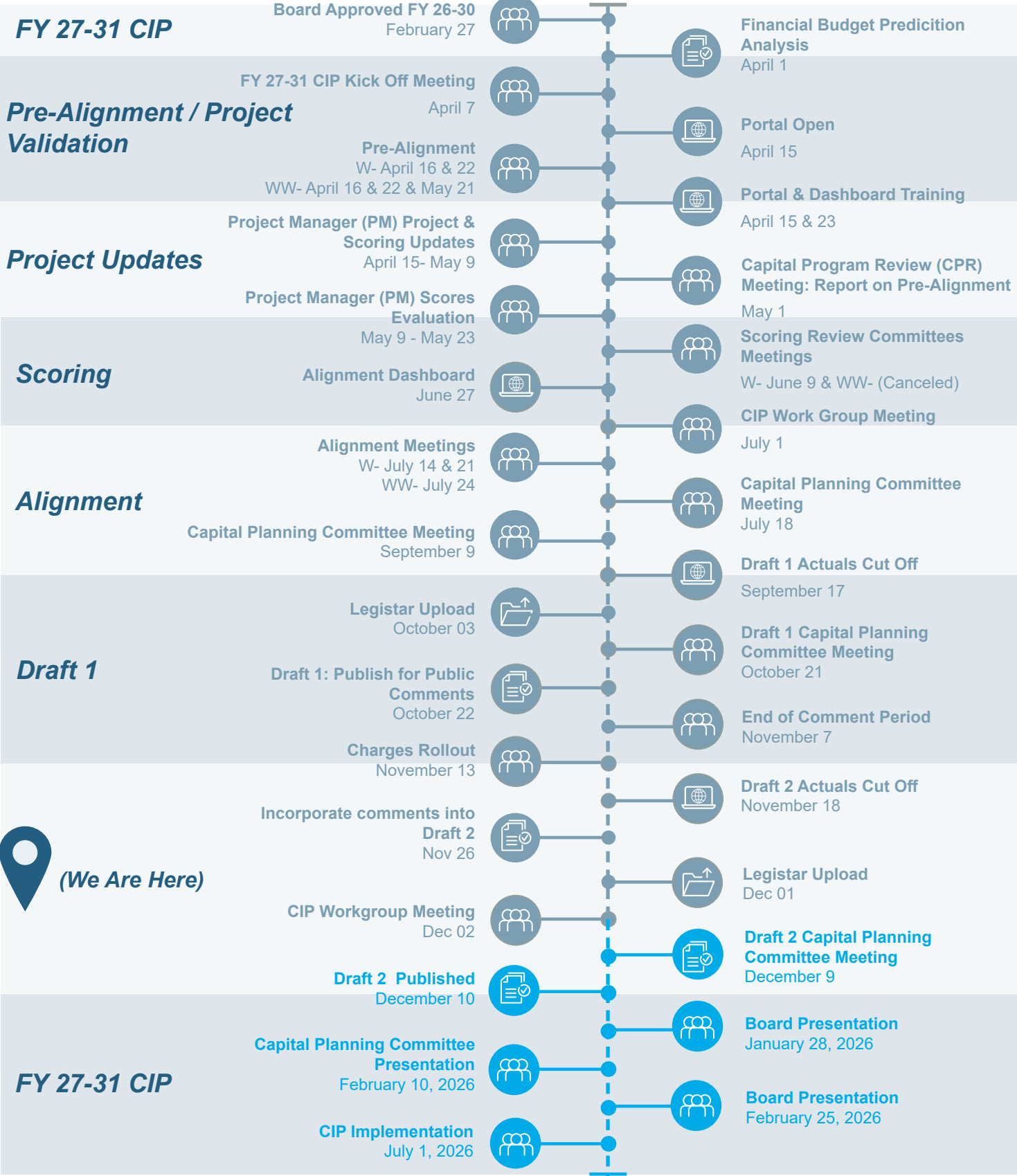
5-Year Total	10-Year Total
\$2.5 Billion	\$4.5 Billion
5-Year Annual Average	10-Year Annual Average
\$492 Million	\$453 Million

opportunities. Ongoing efforts to stabilize rates and plan realistically for what can be achieved led to the current capital improvement spending plan.

5-YEAR OUTLOOK



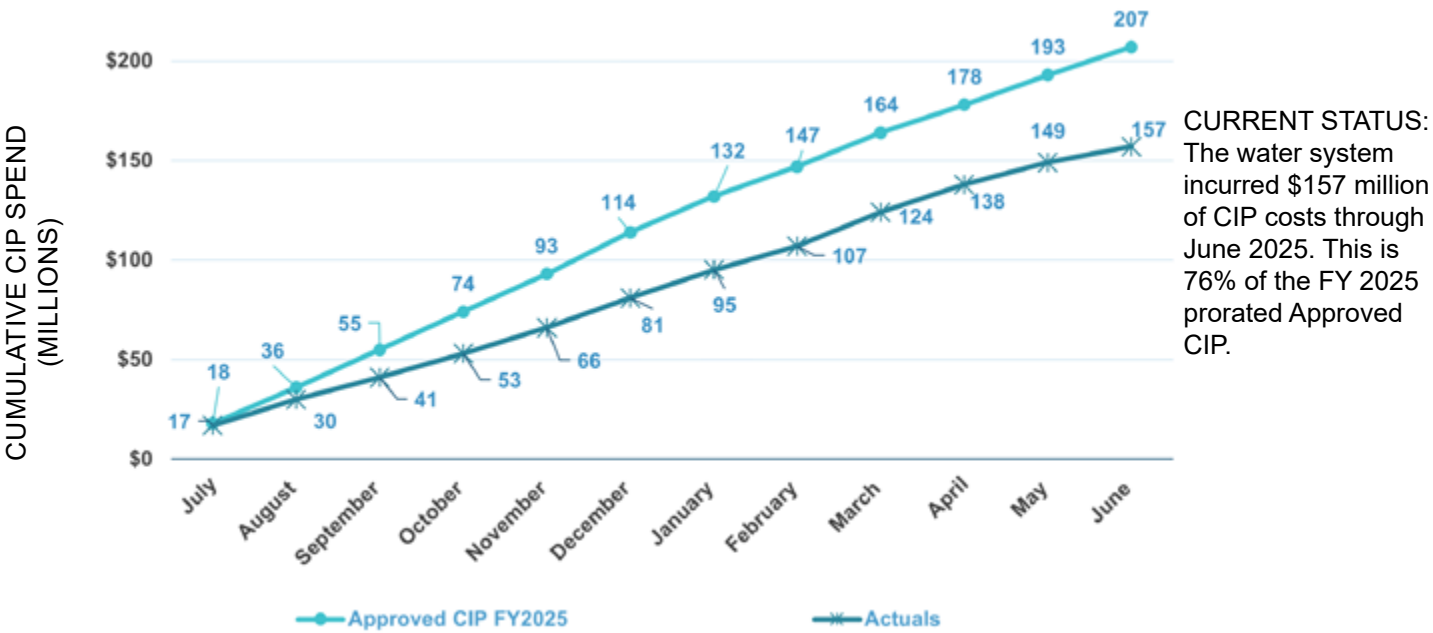
FY 27-31 CIP SCHEDULE



FY 25 KEY PERFORMANCE INDICATORS (KPIs)

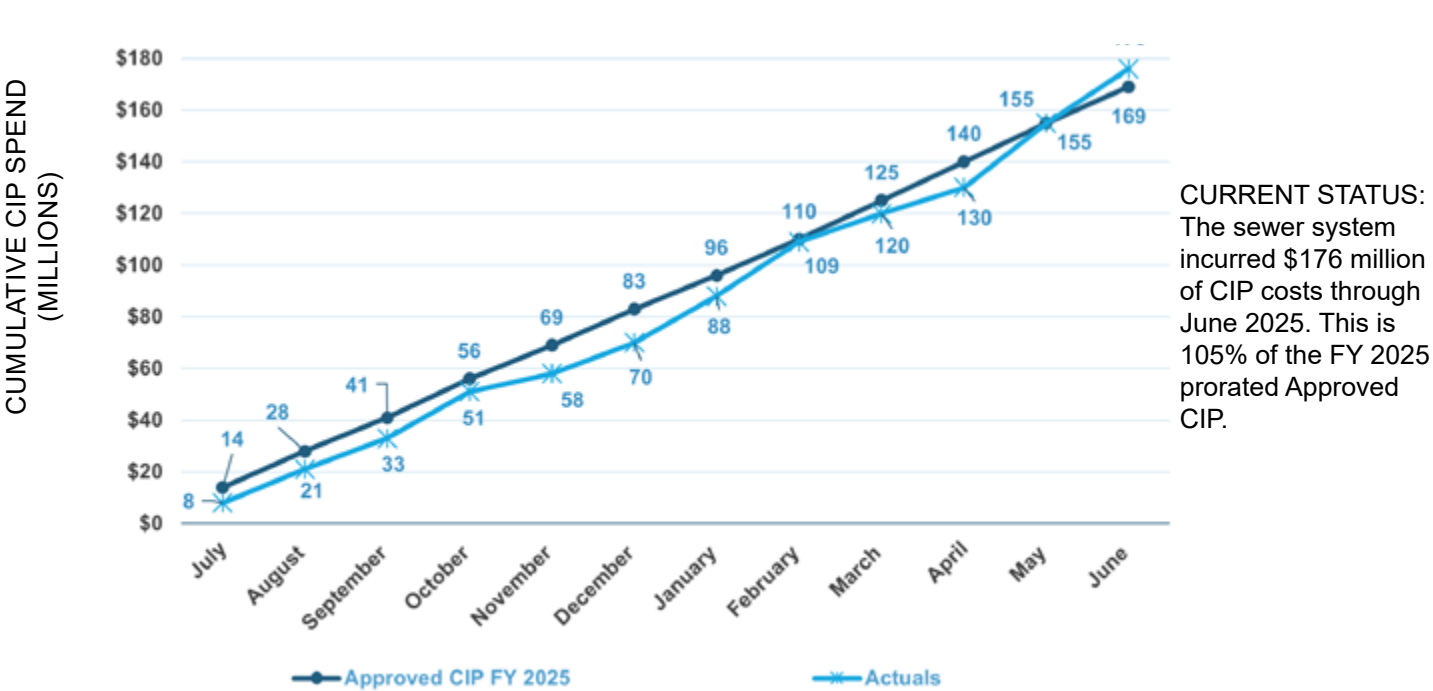
ENTERPRISE RESILIENCY FY 25 TOTAL WATER CIP SPEND

CUMULATIVE WATER CIP ACTIVITY FY 2025 THROUGH JULY 31, 2025 (UNAUDITED, PRE-CLOSE)



ENTERPRISE RESILIENCY FY 25 TOTAL SEWER CIP SPEND

CUMULATIVE WASTEWATER CIP ACTIVITY FY 2025 THROUGH JULY 31, 2025 (UNAUDITED, PRE-CLOSE)



WATER CIP COMPARISON

Financial figures are in thousands of dollars (\$1,000s)

CIP Document	FY 26	FY 27	FY 28	FY 29	FY 30	FY 31	5-Year Total
Approved Water CIP FY 2026-2030	\$183,064	\$233,120	\$285,942	\$230,461	\$150,642	\$160,957	\$1,083,229
Water CIP FY 2027-2031		\$302,768	\$372,646	\$246,750	\$186,818	\$82,080	\$1,191,063
Difference		\$69,648	\$86,705	\$16,289	\$36,177	(\$78,877)	\$107,834
Difference %		29.88%	30.32%	7.07%	24.01%	-49%	9.95%

WASTEWATER CIP COMPARISON

Financial figures are in thousands of dollars (\$1,000s)

CIP Document	FY 26	FY 27	FY 28	FY 29	FY 30	FY 31	5-Year Total
Approved Wastewater CIP FY 2026-2030	\$193,221	\$291,841	\$337,800	\$261,115	\$187,625	\$155,511	\$1,271,603
Wastewater CIP FY 2027-2031		\$287,641	\$330,945	\$274,411	\$195,686	\$179,678	\$1,268,361
Difference		(\$4,200)	(\$6,855)	\$13,295	\$8,061	\$24,168	(\$3,242)
Difference %		-1.44%	-2.03%	5.09%	4.30%	15.54%	-0.25%

1.2. PRIMARY GOALS OF THE CIP

The primary goals of the GLWA's CIP are the following:

- Provide a condensed volume of projects in a central location.
- Demonstrate alignment with the GLWA financial plan.
- Share the GLWA integrated master schedule.
- Provide transparency to the organizational goals.
- Meet regulatory and operational needs.
- Provide an opportunity for Member Partners and communities to contribute to the plan.
- Address projects that promote improved redundancy, system resiliency, and health and safety.

This CIP should be considered a forward-looking planning document; it is a dynamic and evolving plan that requires continual review and improvement. Short-term project cost estimates are more defined than long-term project cost estimates because short-term anticipated projects are typically better characterized by studies or scoped by design.

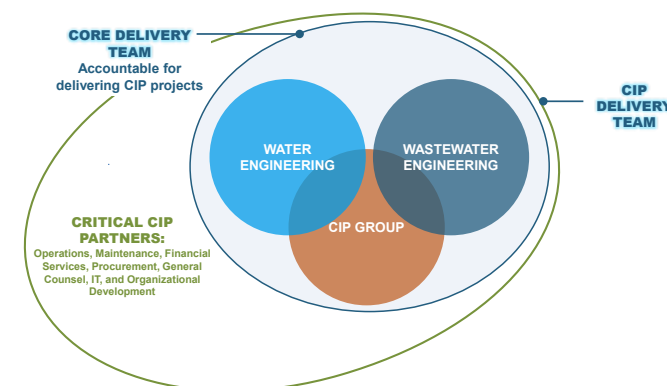
The project descriptions and summaries incorporated in this report represent brief synopses of the entire project scope; these descriptions are generally more defined for ongoing active projects than for newly planned projects, where specific project activities may have not yet been determined. Based on the execution of programs and projects identified in the CIP, it is anticipated that the levels

of service currently provided will be met or exceeded. Copies of this CIP and past CIPs are available on GLWA's website at <https://www.glwater.org/cip/>.

The [CIP Document Public Dashboard](#) allows users to easily search and explore the current version of the FY 27-31 CIP document.

1.3. TEAM MEMBERS AND PARTNERS

Our members include the GLWA CIP Delivery Team (as depicted in the figure below: Team Members and Partners), board members, water and wastewater partners, associated stakeholders, elected officials, consultants, and regulatory agencies. GLWA has a dedicated member outreach program that collaborates with its members on water and wastewater activities.



The Capital Improvement Planning Group at GLWA works to develop and support the execution of the plan. The team members are listed below, along with their contact information:

- **Dima El-Gamal**, PhD, PE, LEED AP, Director. dima.el-gamal@glwater.org

- **Ian Thompson**, PE, Controls Manager. ian.thompson@glwater.org
- **Nusrat Ahmad**, CIP Planning Lead, Management Professional. nusrat.ahmad@glwater.org

1.4. CIP STRATEGY

GLWA's CIP lays out the organization's five-year plan for capital asset investment to enhance and maintain system-wide assets. Updated annually, the plan reflects the organization's changing system needs, priorities, and financing opportunities over time. Projects are included in the CIP as recommended by the Water and Wastewater Master Plans, condition and needs assessments, regulatory requirements, and operational needs. The Comprehensive Water Master Plan and the Comprehensive Regional Wastewater Master Plan are long-term strategic planning tools that provide regional collaboration and planning to balance capital expenditures while implementing best practices in the treatment, transmission and conveyance of water and wastewater. Projects are vetted and prioritized to optimize capital investments.

Water and Wastewater CIP Projects are developed based on Business Case Evaluations (BCEs), which are included in Appendices A and B of this plan for water and wastewater, respectively.

The goals of GLWA's capital financing strategy include the following:

- Recover capital investment costs over the useful lives of the capital assets.
- Balance the needs of the water and sewage system with revenue requirements.

- Protect and enhance GLWA's financial position.
- Maintain affordable charges by investing wisely in system renewal and revitalization.

Recognizing the difference in scope between the CIP and the tactical financial plan, GLWA implemented a "Capital Spend Ratio Assumption Policy," adopted in 2018 by the Board of Directors. This policy provides an analytical approach to bridge the total dollar amount of projects in the CIP with what can realistically be spent due to limitations beyond GLWA's control. This rate is assessed annually and presented to the Board of Directors.

1.5. CIP OPTIMIZATION

As stated earlier, the CIP should be considered a forward-looking planning document. It is a dynamic and evolving plan that requires continual review, optimization, and improvement. To continuously improve the CIP process and reporting, the CIP group has made the improvements described in the following paragraphs.

SCORING

The scoring this year followed the same methodology introduced in the FY23-27 CIP. This methodology was applied to improve and optimize the scoring and prioritization of projects by refining the alignment of the resulting project scores with GLWA’s overall priorities and values. The following paragraphs summarize a few additional actions implemented to streamline scoring revisions that were implemented:

- Projects that were reclassified retain their highest score.
- Projects were not scored if they are under construction.
- Projects in the closeout stage were not scored.
- Projects with a delivery method of Design Build, Progressive Design Build, or Construction Management at Risk maintain their legacy score from last year.
- Projects derived from existing projects retained the score assigned in the previous year.
- Projects under programs were scored, but programs were not scored.

The CIP processes will continue to improve and evolve to provide the various stakeholders with more accurate projections and reporting.

MILESTONES

The following schedule provides details related to the FY 27-31 CIP upcoming milestones:

- January 28, 2026: Present FY 27-31 CIP to GLWA Board
- February 10, 2026, Capital Planning Committee – Review of Final FY 27-31 CIP and recommendation to the GLWA Board
- February 25, 2026: Board consideration and action on the FY 27-31 CIP
- July 1, 2026: Effective date of FY 27-31 CIP

REPORTING

FY27-31 and projections are based on real-time actuals for each draft. Discussion Draft 2 actuals are as of September 30, 2025 and Project Managers updates are as of October 24, 2025.

[This page is intentionally left blank]



02

CIP SUMMARY



CIP SUMMARY

2.1. CIP 5-YEAR SUMMARY TABLES

This section presents GLWA’s FY 27-31 CIP overall summary tables.

WATER

Financial figures are in thousands of dollars (\$1,000s)

Category	Category Number	Lifetime Actual Thru FY 25	FY 26	FY 27	FY 28	FY 29	FY 30	FY 31	FY 27-31 CIP Total	FY 32 & Beyond	Project Total
Treatment Plants and Facilities											
General Purpose	116x	\$93,102	\$17,023	\$3,234	\$3,742	\$0	\$0	\$0	\$6,977	\$0	\$117,102
Southwest	113x	\$4,097	\$1,591	\$1,069	\$2,929	\$8,059	\$10,311	\$7,750	\$30,117	\$172,260	\$208,065
Water Works Park	115x	\$66,404	\$7,261	\$0	\$1,416	\$5,077	\$6,663	\$4,072	\$17,227	\$120,604	\$211,496
Northeast	112x	\$8,792	\$13,075	\$35,363	\$45,919	\$42,129	\$27,689	\$0	\$151,099	\$171,114	\$344,080
Lake Huron	111x	\$31,118	\$26,814	\$25,053	\$58,592	\$70,049	\$57,695	\$29,707	\$241,096	\$103,826	\$402,854
Springwells	114x	\$119,255	\$18,629	\$20,952	\$14,274	\$24,262	\$17,290	\$5,770	\$82,549	\$328,640	\$549,073
Treatment Plants and Facilities Total		\$322,768	\$84,393	\$85,671	\$126,871	\$149,576	\$119,648	\$47,299	\$529,066	\$896,444	\$1,832,672
Field Services											
Transmission System	122x	\$255,211	\$36,759	\$135,621	\$110,289	\$4,217	\$725	\$1,095	\$251,947	\$72,180	\$616,098
Field Services Total		\$255,211	\$36,759	\$135,621	\$110,289	\$4,217	\$725	\$1,095	\$251,947	\$72,180	\$616,098
Systems Control Center											
Pump Station/Reservoir	132x	\$59,084	\$4,118	\$33,146	\$58,334	\$56,552	\$31,211	\$12,420	\$191,663	\$521,444	\$776,309
Systems Control Center Total		\$59,084	\$4,118	\$33,146	\$58,334	\$56,552	\$31,211	\$12,420	\$191,663	\$521,444	\$776,309
Programs											
Programs	17xx	\$113,295	\$58,472	\$48,329	\$77,152	\$36,405	\$35,234	\$21,266	\$218,386	\$183,724	\$573,878
Programs Total		\$113,295	\$58,472	\$48,329	\$77,152	\$36,405	\$35,234	\$21,266	\$218,386	\$183,724	\$573,878
Grand Total		\$750,359	\$183,743	\$302,768	\$372,646	\$246,750	\$186,818	\$82,080	\$1,191,063	\$1,673,792	\$3,798,957

WASTEWATER

Financial figures are in thousands of dollars (\$1,000s)

Category	Category Number	Lifetime Actual Thru FY 25	FY 26	FY 27	FY 28	FY 29	FY 30	FY 31	FY 27-31 CIP Total	FY 32 & Beyond	Project Total
WRRF											
General Purpose	216x	\$40,826	\$23,786	\$42,369	\$41,177	\$22,357	\$0	\$0	\$105,903	\$0	\$170,515
Secondary Treatment and Disinfection	212x	\$19,265	\$11,664	\$24,110	\$26,920	\$35,506	\$35,506	\$35,245	\$157,287	\$302,750	\$490,965
Primary Treatment	211x	\$81,188	\$63,784	\$52,340	\$65,845	\$65,533	\$54,513	\$47,448	\$285,679	\$379,052	\$809,702
Residuals Management	213x	\$28,184	\$4,125	\$4,511	\$12,697	\$9,058	\$5,069	\$12,566	\$43,901	\$922,796	\$999,006
WRRF Total		\$169,463	\$103,358	\$123,330	\$146,638	\$132,454	\$95,088	\$95,258	\$592,769	\$1,604,598	\$2,470,188
Field Services											
Interceptor	222x	\$94,585	\$45,628	\$26,453	\$13,967	\$3,594	\$163	\$2,213	\$46,390	\$19,714	\$206,316
Field Services Total		\$94,585	\$45,628	\$26,453	\$13,967	\$3,594	\$163	\$2,213	\$46,390	\$19,714	\$206,316
Systems Control Center											
In System Devices (Dams, ISD's)	233x	\$0	\$0	\$0	\$0	\$0	\$0	\$0	\$0	\$81,336	\$81,336
Pump Stations	232x	\$39,853	\$43,928	\$73,692	\$79,149	\$61,200	\$50,734	\$41,608	\$306,383	\$108,667	\$498,830
Systems Control Center Total		\$39,853	\$43,928	\$73,692	\$79,149	\$61,200	\$50,734	\$41,608	\$306,383	\$190,002	\$580,166
Programs											
Programs	26xx	\$229,543	\$60,248	\$39,128	\$51,351	\$33,829	\$6,891	\$2,200	\$133,400	\$216,575	\$639,766
Programs Total		\$229,543	\$60,248	\$39,128	\$51,351	\$33,829	\$6,891	\$2,200	\$133,400	\$216,575	\$639,766
CSO Facilities											
Baby Creek	277x	\$12,284	\$2,638	\$0	\$0	\$0	\$0	\$0	\$0	\$745	\$15,667
Hubbell Southfield	273x	\$5,261	\$1,294	\$2,905	\$8,254	\$15,376	\$15,379	\$11,798	\$53,712	\$8,863	\$69,131
Multiple CSO Facilities	270x	\$18,044	\$5,185	\$22,133	\$31,585	\$27,957	\$27,431	\$26,601	\$135,707	\$38,752	\$197,689
CSO Facilities Total		\$35,589	\$9,118	\$25,038	\$39,839	\$43,333	\$42,810	\$38,399	\$189,419	\$48,360	\$282,486
Grand Total		\$569,032	\$262,279	\$287,641	\$330,945	\$274,411	\$195,686	\$179,678	\$1,268,361	\$2,079,250	\$4,178,922

2.2. PROJECT STATUS

A status is assigned to each project or program in the CIP. The project status designation provides a high-level understanding of the progress of the project or program. Projects are categorized by activity levels in the Work Breakdown Structure, and multiple activity levels are based on the contract type.

Accordingly, each activity level of a project will have its own status and contract number. Descriptions of each status are provided in the following table. Projects that have been newly introduced into the CIP this year have been designated as “New to the CIP”.

Project Status	Description
Active - Pre-Procurement - Construction	The RFP (and other supporting documents) are in development.
Active - Pre-Procurement - Design	The RFP (and other supporting documents) are in development.
Active - Procurement - Board Approved - Construction	The negotiated terms and conditions with the successful bidder have been approved by the board, but a contract has not yet been executed.
Active - Procurement - Board Approved - Design	The negotiated terms and conditions with the successful bidder have been approved by the board, but a contract has not yet been executed.
Active - Procurement - Construction	An RFB (and other required documentation) have been submitted to the Procurement group for solicitation of proposals.
Active - Procurement - Design	An RFP (and other required documentation) have been submitted to the Procurement group for solicitation of proposals.
Active - Procurement - Negotiation Phase - Construction	The lowest responsible bidder for contract services has been notified to begin negotiations.
Active - Procurement - Negotiation Phase - Design	The highest responsible scored bidder for professional services has been notified to begin negotiations.
Cancelled	Project that has been completely cancelled and removed from the CIP.
Closed	Project that has been officially completed.
Future Planned - Beyond Ten Years	Future Planned - Beyond Ten Years.
Future Planned - Ten Year CIP	Project Pushed out to years 6-10.
Future Planned - Within Five Year Plan	Project that was included in the previous CIP and does not have an assigned Workday Project Number.
Project Execution - Construction	There is a fully executed contract for the active phase.
Project Execution - Design	There is a fully executed contract for the active phase.
Project Execution - Pending Closeout	Project has been assigned a Workday Project Number, has been issued a Notice to Start Work, and has projected expenditures for the current fiscal year equal to \$100,000 or less, but has no future projected expenditures and has reached substantial completion.
Reclassified	Project has been merged into the scope of work of an existing project.

Multiple CIP types are necessary to distinguish the differences in intent for how a CIP item is to be used. This CIP contains two primary CIP types: Projects and Programs. A typical project that has a specific scope and timeframe is considered a Project. Programs represent

projects that address repetitive scope to the replacement and/or rehabilitation of specific capital assets on an ongoing or reoccurring basis. Programs are typically constant and extend over many years.

Project Type	Description
Project	A “Project” consists of the replacement and/or rehabilitation of specific capital assets within a finite timeframe and scope.
Program	A “Program” consists of the replacement and/or rehabilitation of specific capital assets on an ongoing or reoccurring basis. The program scope and/or projected expenses may vary from year-to-year depending on the needs identified within the program and as newly established programs develop consistent schedules, requirements, and history over time. Although not typically identified in the CIP future years projected expenses, these programs will typically be funded in perpetuity.

Many projects have changed status since the last CIP update. These projects are shown in the following tables:

NEW PROJECTS ADDED TO THE CIP

CIP Number	Title	Project Status
112009	Northeast Sedimentation Basins Sludge Processing Facility	Project Execution - Design
114019	Springwell Sedimentation Basins Sludge Processing Facility	Future Planned - Within Five Year Plan
116101	Design/Inspection of Raw Water Tunnels	Active - Pre-Procurement - Construction
122024	Central Post Beard Transmission Main Renewal	Future Planned - Within Five Year Plan
122025	Morang Transmission Main Replacement	Future Planned - Ten Year CIP
170507*	Water Transmission, Valve, Emergency and Other Urgent Repairs Contract 2	Future Planned - Within Five Year Plan
170605*	42-inch Squirrel, Auburn Hills Condition Assessment	Future Planned - Within Five Year Plan
170606*	120-inch Pipeline Renewals	Project Execution - Design
170607*	42-inch Tyler-North, Van Buren Twp Condition Assessment	Future Planned - Within Five Year Plan
170608*	14 Mile Road Emergency Response & Condition Assessment	Project Execution - Construction
170609*	Pipe Group 394, 42-inch, Marquette, Garden City Condition Assessment	Future Planned - Within Five Year Plan
170700	Transmission Pump Station Mechanical/Structural/Architectural Improvements Program	Future Planned - Within Five Year Plan
216013	WRRF Utility Power Replacement	Future Planned - Within Five Year Plan

Score Note: * Depicts project from program
Note: Projects shown in bold are newly added to the CIP

PROJECTS PROGRESSED FROM FUTURE TO ACTIVE/PROJECT EXECUTION STATUS

CIP Number	Title	2026 Status	2027 Status
113010	Southwest Water Treatment Plant Flocculation Improvements	Future Planned - Within Five Year Plan	Project Execution - Construction
122007	Merriman Road Water Transmission Main Loop	Future Planned - Within Five Year Plan	Project Execution - Design
122020	Concord and Nevada Flow Control Valves	Future Planned - Within Five Year Plan	Project Execution - Design
122021	Grosse Pointe Woods - HW: Harper Woods 24" Main	Future Planned - Within Five Year Plan	Project Execution - Design

122023	Adams Road Transmission Main	Future Planned - Within Five Year Plan	Project Execution - Design
170306	SPW SCADA PLC Network Upgrade	Future Planned - Within Five Year Plan	Project Execution - Construction
270009	Site Improvements at St. Aubin, Belle Isle, and Baby Creek CSO Facilities	Future Planned - Within Five Year Plan	Active - Pre-Procurement - Design

PROJECTS WITH CLOSED STATUS IN FY 27-31

CIP Number	Title	2026 Status	2027 Status
114011	Springwells WTP Steam, Condensate Return, and Compressed Air Piping Improvements	Project Execution - Pending Closeout	Closed
116005	Belle Isle Seawall Rehabilitation	Project Execution - Construction	Closed
122013	14 Mile Transmission Main Loop	Project Execution - Pending Closeout	Closed
122017	7 Mile/Nevada Transmission Main Rehab	Project Execution - Pending Closeout	Closed
170503	Transmission Mains Valves and Urgent Repairs Contract 2	Project Execution - Construction	Closed
170801	Reservoir Inspection, Design & Construction Project at Imlay Station, Lake Huron WTP, Springwells WTP, Southwest WTP	Project Execution - Pending Closeout	Closed
260508	B-39 Outfall Rehabilitation	Project Execution - Pending Closeout	Closed
260901	Rehabilitation of HAZMAT Facility at WRRF	Project Execution - Construction	Closed

PROJECTS PENDING CLOSEOUT STATUS IN FY 27-31

CIP Number	Title	2026 Status	2027 Status
170302	SW SCADA System Upgrade	Project Execution - Construction	Project Execution - Pending Closeout
260201	CON-149, Emergency Sewer Repair	Project Execution - Pending Closeout	Project Execution - Pending Closeout
260205	NWI Rehabilitation	Project Execution - Pending Closeout	Project Execution - Pending Closeout
270003	Long Term CSO Control Plan	Project Execution - Design	Project Execution - Pending Closeout

PROJECTS WITH CANCELED STATUS IN FY 27-31

CIP Number	Title	2026 Status	2027 Status
111008*	Lake Huron WTP, Architectural Programming for Laboratory and Admin Building Improvements	Future Planned - Ten Year CIP	Cancelled
116007	System Electrical Power Improvements	Active - Pre-Procurement - Design	Cancelled
381000*	Power Quality: Electric Metering Improvement Program	Active - Pre-Procurement - Design	Cancelled
383300*	Masonry Replacement and Rehabilitation Program	Future Planned - Ten Year CIP	Cancelled

*Note: * Needed improvements will be added to CIP projects within facilities as needed. All projects previously classified as “Centralized services” have been cancelled.*

RECLASSIFIED PROJECTS

CIP Number	Title	2026 Status	2027 Status
0	0	0	0

2.3. LINEAR ASSETS

Many projects included in the CIP take place at GLWA facilities and on what GLWA considers to be vertical assets. Additionally, GLWA manages many miles of water transmission mains and sewer interceptors. Projects on these linear assets are listed in the following table. A spatial view and understanding of these project locations can be found in the CIP Viewer in the Wholesale Automated Meter Reading (WAMR) and Greater Detroit Regional Sewer System (GDRSS) Member Outreach Portals after the Board Approval and adoption of the annual CIP Plan.

CIP Number	Title
116002	Pennsylvania and Springwells Raw Water Supply Tunnel Improvements
116101	Design/Inspection of Raw Water Tunnels
122004	96-inch Water Transmission Main Relocation and Isolation Valve Installations
122007	Merriman Road Water Transmission Main Loop
122016	Downriver Transmission Main Loop
122019	Jefferson Main Replacement Project
122020	Concord and Nevada Flow Control Valves
122021	Grosse Pointe Woods - HW: Harper Woods 24" Main
122023	Adams Road Transmission Main
122024	Central Post Beard Transmission Main Renewal
122025	Morang Transmission Main Replacement

CIP Number	Title
170400	Water Transmission Improvement Program
170500	Transmission System Valve Rehabilitation and Replacement Program
170504	Transmission Mains Valves and Urgent Repairs Contract 1
170506	Water Transmission, Valve, Emergency and Other Urgent Repairs
170507	Water Transmission, Valve, Emergency and Other Urgent Repairs Contract 2
170600	Linear System Integrity Program
170601	Linear System Integrity Program - Contract 1
170602	36-inch 24 Mile Road Transmission Main Condition Assessment
170603	84"/72" Transmission Main Condition Assessment
170604	96-inch Transmission Main Condition Assessment
170605	42-inch Squirrel, Auburn Hills Condition Assessment
170606	120-inch Pipeline Renewals
170607	42-inch Tyler-North, Van Buren Twp Condition Assessment
170608	14 Mile Road Emergency Response & Condition Assessment
170609	Pipe Group 394, 42-inch, Marquette, Garden City Condition Assessment
170700	Transmission Pump Station Mechanical/Structural/Architectural Improvements Program
170900	Suburban Water Meter Pit Rehabilitation and Meter Replacement
170904	Wholesale Water Meterpit Rehabilitation and Meter Upgrade - Phase II
170906	Repurpose abandoned meter pits
170907	GLWA New Water Master Meter FL-01 Vault Upgrade and Rightsizing
222001	Oakwood District Intercommunity Relief Sewer Modification at Oakwood District
222002	Detroit River Interceptor (DRI) Evaluation and Rehabilitation
222008	North Interceptor East Arm (NIEA) 7 Mile Road Diversion Structure
260200	Sewer and Interceptor Rehabilitation Program
260201	CON-149, Emergency Sewer Repair
260204	Conveyance System Engineering Services-1802575
260205	NWI Rehabilitation
260206	Conveyance System Repairs (Sewers)
260207	Rehabilitation of Woodward Sewer Systems
260209	Sewer Rehabilitation and Repair
260210	Rehabilitation of GLWA Sewers; Ashland Relief, Linwood, Lonyo, Second Avenue, and Shiawassee
260211	Emergency and Urgent Sewer Repair II
260510	Conveyance System Repairs (Outfalls)
260700	Sewer System Infrastructure Improvements and Pumping Stations
260701	Conveyance System Infrastructure Improvements

2.4. PROJECTS BY JURISDICTION

The following projects listed are under the jurisdiction of the physical location of the project. Projects that are planned for multiple facilities in multiple jurisdictions are identified as “Multiple Counties.” A spatial view and understanding of these project locations will be found in the CIP Viewer located in the WAMR and GDRSS Member Outreach Portals after the Board Approval and adoption of the yearly CIP Plan.

Jurisdiction	CIP Number						
City of Detroit							
	112003	112006	112007	112008	112009	115001	115005
	115006	115007	115009	116002	116005	116006	122017
	122019	122020	122021	122024	122025	170305	170803
	211002	211005	211006	211007	211008	211009	211010
	211011	212008	212009	212010	213006	213007	213008
	213009	216006	216008	216011	216013	222002	222008
	232002	232005	260205	260206	260207	260211	260508
	260510	260802	260803	260900	260901	260903	260904
	260905	261000	261001	270001	270002	270004	270008
	270010	270011	270013	270014			
Genesee County							
	170907						
Lapeer County							
	132021						
Macomb County							
	170602						
Multiple Counties							
	116101	122004	170300	170400	170500	170503	170504
	170506	170507	170600	170601	170603	170604	170606
	170700	170800	170801	170802	170900	170904	170906
	171500	171502	222001	260200	260201	260204	260209
	260500	260600	260614	260619	260624	260700	260701
Oakland County							
	122013	122023	132010	132014	132016	132020	170605
	170608						

Saint Clair County							
	111001	111006	111009	111010	111012	111013	
Wayne County - Outside Detroit							
	113003	113007	113009	113010	114002	114005	114010
	114011	114017	114018	114019	122007	122016	132012
	132015	132018	132019	132022	170302	170306	170607
	170609	233003	260210	270006	273001	273002	277002

NOTE: Projects depicted on this map are based on the best available data. They may not be completely accurate including spatial representations or attribute values. The user accepts responsibility for the accuracy of any referenced information, spatial or otherwise.



Facility Name	CIP Project Title	CIP Numbers
System-wide Conveyance System	Multiple Projects	233003, 260200, 260201, 260209, 260211, 260500, 260510, 260700, 260701, 270003
System-wide Transmission System	Multiple Projects	170400, 170500, 170503, 170504, 170506, 170507, 170600, 170601, 170900, 170904, 170906
BDF	Multiple Projects	213007, 213008
BPS-EAS	Multiple Projects	170700, 170800, 170802, 171500
BPS-NWS	Multiple Projects	170700, 170800, 170802, 170803, 171500
CSO-BC	Multiple Projects	260600, 260614, 260624, 270006, 270007, 270009, 277002
CSO-BLI	Multiple Projects	260600, 260614, 270006, 270007, 270009, 270011
CSO-CON	Multiple Projects	260600, 260614, 270006, 270008, 270011, 270012
CSO-LEIB	Multiple Projects	260600, 260614, 260619, 270004, 270006
CSO-OAK	Multiple Projects	260600, 260614, 270004, 270006, 270012
CSO-PF	Multiple Projects	260600, 260614, 270006, 270007, 270010, 270012, 270013, 270014
CSO-SEVM	Multiple Projects	260600, 260614, 260619, 270006, 270010, 270013, 270014
CSO-STA	Multiple Projects	260600, 260614, 260619, 270006, 270008, 270009
SPS-BLH	Multiple Projects	171500, 260702
SPS-BLI	Multiple Projects	171500, 260702
SPS-CON	Multiple Projects	171500, 232002, 260702
SPS-FIS	Multiple Projects	171500, 260702
SPS-FRE	Multiple Projects	171500, 232005, 260702
SPS-FVW	Multiple Projects	171500, 260702
SPS-OKW	Multiple Projects	171500, 260702
SPS-WDM	Multiple Projects	171500, 260702
WTP-BII	Multiple Projects	116005, 116006, 171500
WTP-NEP	Multiple Projects	112003, 112006, 112007, 112008, 112009, 170300, 170800, 170802, 171500
WTP-WWP	Multiple Projects	115001, 115005, 115006, 115007, 115009, 170300, 170305, 170800, 170801, 170802, 171500
WRRF	Multiple Projects	211002, 211005, 211006, 211007, 211008, 211009, 211010, 211011, 212008, 212009, 212010, 213006, 213009, 216006, 216008, 216011, 216013, 260800, 260802, 260803, 260900, 260901, 260903, 260904, 260905, 261000, 261001

FY2027-2031

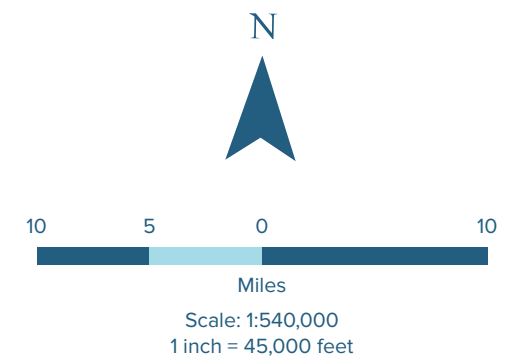
CIP Project Areas

All Counties



Closed Project

NOTE: Projects depicted on this map are based on the best available data. They may not be completely accurate including spatial representations or attribute values. The user accepts responsibility for the accuracy of any referenced information, spatial or otherwise.



Map Number	CIP Project Title	CIP Number
1-19	<i>See City of Detroit CIP Map</i>	
20	Design/Inspection of Raw Water Tunnels	116101
21	96-inch Water Transmission Main Relocation and Isolation Valve	122004
22	Merriman Road Water Transmission Main Loop	122007
23	14 Mile Transmission Main Loop	122013
24	Downriver Transmission Main Loop	122016
25	Grosse Pointe Woods - HW: Harper Woods 24" Main	122021
26	Adams Road Transmission Main	122023
27	36-inch 24 Mile Road Transmission Main Condition Assessment	170602
28	84"/72" Transmission Main Condition Assessment	170603
29	96-inch Transmission Main Condition Assessment	170604
30	42-inch Squirrel, Auburn Hills – Condition Assessment	170605
31	120-inch Pipeline Renewals	170606
32	42-inch Tyler-North, Van Buren Twp – Condition Assessment	170607
33	14 Mile Road Emergency Response & Condition Assessment	170608
34	Pipe Group 394, 42-inch, Marquette, Garden City Condition Assessment	170609
35	GLWA New Water Master Meter FL-01 Vault Upgrade and Rightsizing	170907

Facility Name	CIP Project Title	CIP Numbers
System-wide Conveyance System	Multiple Projects	233003, 260200, 260201, 260209, 260211, 260500, 260510, 260700, 260701, 270003
System-wide Transmission System	Multiple Projects	170400, 170500, 170503, 170504, 170506, 170507, 170600, 170601, 170900, 170904, 170906
BPS-ADM	Multiple Projects	132014, 170700, 170800, 170802, 171500
BPS-ELC	Multiple Projects	170700, 170800, 170802, 171500
BPS-FRD	Multiple Projects	170700, 170800, 170802, 171500
BPS-FRK	Multiple Projects	132020, 170700, 170800, 170802, 170803, 171500
BPS-HAG	Multiple Projects	170700, 170800, 170802, 171500
BPS-IMC	Multiple Projects	132021, 170700, 170800, 170801, 170802, 170803, 171500
BPS-JOY	Multiple Projects	132022, 170700, 170800, 170802, 171500
BPS-MCH	Multiple Projects	170700, 170800, 170802, 170803, 171500
BPS-NSC	Multiple Projects	132016, 170700, 170800, 170802, 171500
BPS-NWB	Multiple Projects	132015, 170700, 171500
BPS-ORN	Multiple Projects	170700, 170802, 171500
BPS-RCH	Multiple Projects	170700, 171500
BPS-SCH	Multiple Projects	132018, 170700, 170800, 170802, 171500
BPS-WCH	Multiple Projects	170700, 171500
BPS-WCK	Multiple Projects	132019, 170700, 170800, 170802, 171500
BPS-WSC	Multiple Projects	132010, 170700, 170800, 170802, 170803, 171500
BPS-YPS	Multiple Projects	132012, 170700, 171500
CSO-HS	Multiple Projects	260600, 260614, 270006, 273001, 273002
WTP-LHP	Multiple Projects	111001, 111006, 111009, 111010, 111012, 111013, 170300, 170800, 170801, 170802, 170803, 171500, 171502
WTP-SPP	Multiple Projects	114002, 114005, 114010, 114011, 114017, 114018, 114019, 170300, 170306, 170800, 170801, 170802, 170803, 171500
WTP-SWP	Multiple Projects	113003, 113007, 113009, 113010, 170300, 170302, 170800, 170801, 170802, 170803, 171500, 171502

2.5. SPECIALTY PROJECTS

PROJECTS WITH THE POTENTIAL TO BE INNOVATIVE

One of GLWA’s main organizational guiding pillars is to provide high quality through innovation. To ensure that CIP projects are being considered for new and innovative technologies during the project review process, projects that may be considered for innovative technologies, practices, or procedures were identified by the GLWA Energy, Research and Innovation Group. The projects listed in the following table will be further evaluated for innovative opportunities during the scope development process:

CIP Number	Title
111001	Lake Huron WTP, Low-Lift, High Lift and Filter Backwash Pumping System Improvements
111006	Lake Huron WTP, Filter Instrumentation and Raw Water Flow Metering Improvements
111012	LHWTP-Flocculation Improvements
113003	Southwest Water Treatment Plant Low- and High lift Pumping station Improvements
113007	Southwest Water Treatment Plant Architectural and Building Mechanical Improvements
132021	Imlay Pumping Station Improvements
132022	Joy Road Pumping Station Improvements
170600	Linear System Integrity Program
170602	36-inch 24 Mile Road Transmission Main Condition Assessment
170907	GLWA New Water Master Meter FL-01 Vault Upgrade and Rightsizing
211006	WRRF PS No. 1 Improvements
211007	WRRF PS #2 Bar Racks Replacements and Grit Collection System Improvements
211008	WRRF Rehabilitation of Ferric Chloride Feed System in PS-1 and Complex B Sludge Lines
211009	WRRF Rehabilitation of the Circular Primary Clarifier Scum Removal System
211011	PS 1 Rack and Grit HVAC System Upgrade
212008	WRRF Aeration Improvements 1 and 2
212009	WRRF Aeration Improvements 3 and 4
212010	WRRF Conversion of Disinfection of all Flow to Sodium Hypochlorite and Sodium Bisulfite
213008	WRRF Rehabilitation of the Ash Handling Systems
213009	WRRF Biosolids Processing Improvements
216006	Assessment and Rehabilitation of WRRF yard piping and underground utilities
216008	Rehabilitation of Screened Final Effluent (SFE) Pump Station
270014	Conversion to Complete Capture Basin at Puritan Fenkell and Seven Mile CSO Facilities

WATER MASTER PLAN RIGHT-SIZING PROJECTS

Based on the completion and acceptance of the 2015 Comprehensive Water Master Plan, many water projects are being considered with reduced capital investment to reduce the rated capacity to master plan identified levels based on current population and water use. The projects listed in the following table have capital expenditure avoidance based on water master planning efforts to right-size the system for current needs:

CIP Number	Title
111001	Lake Huron WTP, Low-Lift, High Lift and Filter Backwash Pumping System Improvements
111010	Lake Huron WTP Filtration Improvement
112003	Northeast Water Treatment Plant High-Lift Pumping Station Improvements
113003	Southwest Water Treatment Plant Low- and High lift Pumping station Improvements
113010	Southwest Water Treatment Plant Flocculation Improvements
114002	Springwells Water Treatment Plant, Low-Lift and High-Lift Pumping Station Improvements
115001	Water Works Park Water Treatment Plant Yard Piping, Valves and Venturi Meters Replacement
115007	Water Works Park High Lift Pumping Station Modernization
122007	Merriman Road Water Transmission Main Loop
132019	Wick Road Pumping Station Improvements
132021	Imlay Pumping Station Improvements
170907	GLWA New Water Master Meter FL-01 Vault Upgrade and Rightsizing

WASTEWATER MASTER PLAN PROJECTS

GLWA finalized its first Wastewater Master Plan in June 2020. Several projects have since been initiated based on the recommendations outlined in this plan:

CIP Number	Title
211005	WRRF PS No. 2 Improvements Phase II
211006	WRRF PS No. 1 Improvements
211007	WRRF PS #2 Bar Racks Replacements and Grit Collection System Improvements
211008	WRRF Rehabilitation of Ferric Chloride Feed System in PS-1 and Complex B Sludge Lines
211009	WRRF Rehabilitation of the Circular Primary Clarifier Scum Removal System
212008	WRRF Aeration Improvements 1 and 2
212009	WRRF Aeration Improvements 3 and 4
212010	WRRF Conversion of Disinfection of all Flow to Sodium Hypochlorite and Sodium Bisulfite
213009	WRRF Biosolids Processing Improvements
216006	Assessment and Rehabilitation of WRRF yard piping and underground utilities
216008	Rehabilitation of Screened Final Effluent (SFE) Pump Station
222001	Oakwood District Intercommunity Relief Sewer Modification at Oakwood District
222008	North Interceptor East Arm (NIEA) 7 Mile Road Diversion Structure
233003	Rouge River In-system Storage Devices
260900	WRRF Facility Optimization Program
260903	WRRF Front Entrance Rehabilitation
260904	WRRF 3rd Floor Renovation
261000	WRRF Rehabilitation of the Secondary Clarifiers
261001	WRRF Rehabilitation of the Secondary Clarifiers Phase 1
270001	Pilot CSO Netting Facility
270002	Meldrum Sewer Diversion and VR-15 Improvements

[This page is intentionally left blank]

NORTHEAST WATER TREATMENT PLANT REPURPOSING
RELATED PROJECTS

The Water Master Plan, completed in 2015, initially advocated for substantial capital cost savings through a reduction in the treatment capacity of all five GLWA Water Treatment Plants (WTPs) with the possibility of decommissioning some of these facilities. However, subsequent evaluations, considering operational, regulatory, and life-cycle cost considerations, have led to a different conclusion. Decommissioning WTPs and/or repurposing the Northeast WTP (NEWTP) are no longer supported. Nevertheless, the original recommendation to reduce treatment capacity, as outlined in the 2015 Water Master Plan, remains a sound and prudent course of action. GLWA has already initiated the procurement process on the water master plan.

REDUNDANCY PROJECTS

Projects which will increase the redundancy of GLWA infrastructure are listed below:

CIP Number	Title
111001	Lake Huron WTP, Low-Lift, High Lift and Filter Backwash Pumping System Improvements
111006	Lake Huron WTP, Filter Instrumentation and Raw Water Flow Metering Improvements
111009	Lake Huron WTP - High Lift Pumping, Water Production Flow Metering and Yard Piping Improvements
111010	Lake Huron WTP Filtration Improvement
112003	Northeast Water Treatment Plant High-Lift Pumping Station Improvements
114010	Springwells Water Treatment Plant, Yard Piping and High-Lift Header Improvements
114017	Springwells Water Treatment Plant Flocculator Drive Replacements
115001	Water Works Park Water Treatment Plant Yard Piping, Valves and Venturi Meters Replacement
116002	Pennsylvania and Springwells Raw Water Supply Tunnel Improvements
122004	96-inch Water Transmission Main Relocation and Isolation Valve Installations
122007	Merriman Road Water Transmission Main Loop
122016	Downriver Transmission Main Loop
122020	Concord and Nevada Flow Control Valves
122021	Grosse Pointe Woods - HW: Harper Woods 24" Main
132010	West Service Center Pumping Station - Reservoir, Reservoir Pumping, and Division Valve Upgrades
132012	Ypsilanti Booster Pumping Station Improvements
132015	Newburgh Road Booster Pumping Station Improvements
132016	North Service Center Pumping Station Improvements
132018	Schoolcraft Pumping Station Improvements
132019	Wick Road Pumping Station Improvements
132021	Imlay Pumping Station Improvements
132022	Joy Road Pumping Station Improvements
170400	Water Transmission Improvement Program
170500	Transmission System Valve Rehabilitation and Replacement Program

CIP Number	Title
170602	36-inch 24 Mile Road Transmission Main Condition Assessment
170800	System-Wide Finished Water Reservoir Inspection, Design and Rehabilitation
170802	Reservoir Inspection, Design, and Construction Management Services Phase II
170803	Reservoir Inspection, Design, and Construction Management Services Phase III
211006	WRRF PS No. 1 Improvements
211007	WRRF PS #2 Bar Racks Replacements and Grit Collection System Improvements
211008	WRRF Rehabilitation of Ferric Chloride Feed System in PS-1 and Complex B Sludge Lines
211009	WRRF Rehabilitation of the Circular Primary Clarifier Scum Removal System
211010	Rehabilitation of Sludge Processing Complexes A and B
211011	PS 1 Rack and Grit HVAC System Upgrade
212008	WRRF Aeration Improvements 1 and 2
212009	WRRF Aeration Improvements 3 and 4
213007	WRRF Modification to Incinerator Sludge Feed Systems at Complex -II
213008	WRRF Rehabilitation of the Ash Handling Systems
216006	Assessment and Rehabilitation of WRRF yard piping and underground utilities
216013	WRRF Utility Power Replacement
222001	Oakwood District Intercommunity Relief Sewer Modification at Oakwood District
222002	Detroit River Interceptor (DRI) Evaluation and Rehabilitation
222008	North Interceptor East Arm (NIEA) 7 Mile Road Diversion Structure
232002	Conner Creek Pump Station Improvements
232005	Freud Pump Station Improvements
260200	Sewer and Interceptor Rehabilitation Program
260500	CSO Outfall Rehabilitation
260510	Conveyance System Repairs (Outfalls)
260600	CSO Facilities Improvement Program
260619	Control System Upgrade - St Aubin, Lieb & Mile
260800	WRRF Roof Replacement for Multiple Facilities Program
261000	WRRF Rehabilitation of the Secondary Clarifiers
261001	WRRF Rehabilitation of the Secondary Clarifiers Phase 1
270002	Meldrum Sewer Diversion and VR-15 Improvements
270010	HVAC Improvements at Puritan Fenkell and Seven Mile CSO Facilities
270012	Control System Upgrades at Conner Creek, Oakwood, and Puritan Fenkell CSO Facilities
273002	CSO Hubbell Southfield VR-8 Gate Improvements
277002	Baby Creek CSO Facility Influent Flushing System

2.6. PROJECT BY TYPE

The following are CIP projects further broken down by category type, divided between Water Treatment, Transmission/Storage, and Pump Station. Wastewater CIP projects are also broken down by category types: Treatment, Conveyance, Combined Sewer Overflow (CSO), and Pump Station.

WATER: PUMP STATIONS

CIP Number	Title
132010	West Service Center Pumping Station - Reservoir, Reservoir Pumping, and Division Valve Upgrades
132012	Ypsilanti Booster Pumping Station Improvements
132014	Adams Road Pumping Station Improvements
132015	Newburgh Road Booster Pumping Station Improvements
132016	North Service Center Pumping Station Improvements
132018	Schoolcraft Pumping Station Improvements
132019	Wick Road Pumping Station Improvements
132020	Franklin Pumping Station Improvements
132021	Imlay Pumping Station Improvements
132022	Joy Road Pumping Station Improvements

WATER: TRANSMISSION AND STORAGE

CIP Number	Title
116002	Pennsylvania and Springwells Raw Water Supply Tunnel Improvements
116101	Design/Inspection of Raw Water Tunnels
122004	96-inch Water Transmission Main Relocation and Isolation Valve Installations
122007	Merriman Road Water Transmission Main Loop
122016	Downriver Transmission Main Loop
122019	Jefferson Main Replacement Project
122020	Concord and Nevada Flow Control Valves
122021	Grosse Pointe Woods - HW: Harper Woods 24" Main
122023	Adams Road Transmission Main
122024	Central Post Beard Transmission Main Renewal
122025	Morang Transmission Main Replacement
170400	Water Transmission Improvement Program
170500	Transmission System Valve Rehabilitation and Replacement Program
170504	Transmission Mains Valves and Urgent Repairs Contract 1
170506	Water Transmission, Valve, Emergency and Other Urgent Repairs
170507	Water Transmission, Valve, Emergency and Other Urgent Repairs Contract 2
170600	Linear System Integrity Program
170601	Linear System Integrity Program - Contract 1
170602	36-inch 24 Mile Road Transmission Main Condition Assessment
170603	84"/72" Transmission Main Condition Assessment
170604	96-inch Transmission Main Condition Assessment
170605	42-inch Squirrel, Auburn Hills Condition Assessment
170606	120-inch Pipeline Renewals
170607	42-inch Tyler-North, Van Buren Twp Condition Assessment
170608	14 Mile Road Emergency Response & Condition Assessment
170609	Pipe Group 394, 42-inch, Marquette, Garden City Condition Assessment
170700	Transmission Pump Station Mechanical/Structural/Architectural Improvements Program
170800	System-Wide Finished Water Reservoir Inspection, Design and Rehabilitation
170802	Reservoir Inspection, Design, and Construction Management Services Phase II
170803	Reservoir Inspection, Design, and Construction Management Services Phase III
170900	Suburban Water Meter Pit Rehabilitation and Meter Replacement
170904	Wholesale Water Meterpit Rehabilitation and Meter Upgrade - Phase II
170906	Repurpose abandoned meter pits
170907	GLWA New Water Master Meter FL-01 Vault Upgrade and Rightsizing

WATER: TREATMENT

CIP Number	Title
111001	Lake Huron WTP, Low-Lift, High Lift and Filter Backwash Pumping System Improvements
111006	Lake Huron WTP, Filter Instrumentation and Raw Water Flow Metering Improvements
111009	Lake Huron WTP - High Lift Pumping, Water Production Flow Metering and Yard Piping Improvements
111010	Lake Huron WTP Filtration Improvement
111012	LHWTP-Flocculation Improvements
111013	Lake Huron Water Treatment Plant Fireloop and Plant Water Improvements
112003	Northeast Water Treatment Plant High-Lift Pumping Station Improvements
112006	Northeast Water Treatment Plant Flocculator Replacements
112007	NEWTP-Structural Repairs
112008	Northeast Water Treatment Plant Filter Replacement
112009	Northeast Sedimentation Basins Sludge Processing Facility
113003	Southwest Water Treatment Plant Low- and High lift Pumping station Improvements
113007	Southwest Water Treatment Plant Architectural and Building Mechanical Improvements
113009	SW Flight and Chain Upgrades
113010	Southwest Water Treatment Plant Flocculation Improvements
114002	Springwells Water Treatment Plant, Low-Lift and High-Lift Pumping Station Improvements
114005	Springwells WTP, Administration Building Improvements & Underground Fire Protection Loop
114010	Springwells Water Treatment Plant, Yard Piping and High-Lift Header Improvements
114017	Springwells Water Treatment Plant Flocculator Drive Replacements
114018	Springwells WTP - Service Building Electrical Substation and Miscellaneous Improvements
114019	Springwell Sedimentation Basins Sludge Processing Facility
115001	Water Works Park Water Treatment Plant Yard Piping, Valves and Venturi Meters Replacement
115005	WWP WTP Building Ventilation Improvements
115006	Water Works Park Site/Civil Improvements
115007	Water Works Park High Lift Pumping Station Modernization
115009	Water Works Park Sedimentation Basins Structural Upgrades
116006	Belle Isle Intake System Rehabilitation and Improvements
170300	Water Treatment Plant Automation Program
170302	SW SCADA System Upgrade
170305	WWP SCADA Network Upgrade
170306	SPW SCADA PLC Network Upgrade
171500	Roof Replacement at WWP, SP, LH, NE, SW, NSC, Orion, Franklin, and Conner Creek Facilities
171502	Lake Huron and Southwest Roof Replacement

[This page is intentionally left blank]

WASTEWATER: TREATMENT

CIP Number	Title
211002	WRRF PS No. 2 Pumping Improvements - Phase 1
211005	WRRF PS No. 2 Improvements Phase II
211006	WRRF PS No. 1 Improvements
211007	WRRF PS #2 Bar Racks Replacements and Grit Collection System Improvements
211008	WRRF Rehabilitation of Ferric Chloride Feed System in PS-1 and Complex B Sludge Lines
211009	WRRF Rehabilitation of the Circular Primary Clarifier Scum Removal System
211010	Rehabilitation of Sludge Processing Complexes A and B
211011	PS 1 Rack and Grit HVAC System Upgrade
212008	WRRF Aeration Improvements 1 and 2
212009	WRRF Aeration Improvements 3 and 4
212010	WRRF Conversion of Disinfection of all Flow to Sodium Hypochlorite and Sodium Bisulfite
213006	WRRF Improvements to Sludge Feed Pumps at Dewatering Facilities
213007	WRRF Modification to Incinerator Sludge Feed Systems at Complex -II
213008	WRRF Rehabilitation of the Ash Handling Systems
213009	WRRF Biosolids Processing Improvements
216006	Assessment and Rehabilitation of WRRF yard piping and underground utilities
216008	Rehabilitation of Screened Final Effluent (SFE) Pump Station
216011	WRRF Structural Improvements
216013	WRRF Utility Power Replacement
260800	WRRF Roof Replacement for Multiple Facilities Program
260802	2022 WRRF Roof Improvements Project
260803	WRRF Roof Improvements - Phase II
260900	WRRF Facility Optimization Program
260903	WRRF Front Entrance Rehabilitation
260904	WRRF 3rd Floor Renovation
260905	WRRF Plumbing Shop Renovation - 260905
261000	WRRF Rehabilitation of the Secondary Clarifiers
261001	WRRF Rehabilitation of the Secondary Clarifiers Phase 1

WASTEWATER: PUMP STATIONS

CIP Number	Title
232002	Conner Creek Pump Station Improvements
232005	Freud Pump Station Improvements
260702	Pump Station Assets Updates

WASTEWATER: CONVEYANCE

CIP Number	Title
222001	Oakwood District Intercommunity Relief Sewer Modification at Oakwood District
222002	Detroit River Interceptor (DRI) Evaluation and Rehabilitation
222008	North Interceptor East Arm (NIEA) 7 Mile Road Diversion Structure
260200	Sewer and Interceptor Rehabilitation Program
260201	CON-149, Emergency Sewer Repair
260204	Conveyance System Engineering Services-1802575
260205	NWI Rehabilitation
260206	Conveyance System Repairs (Sewers)
260207	Rehabilitation of Woodward Sewer Systems
260209	Sewer Rehabilitation and Repair
260210	Rehabilitation of GLWA Sewers; Ashland Relief, Linwood, Lonyo, Second Avenue, and Shiawassee
260211	Emergency and Urgent Sewer Repair II
260510	Conveyance System Repairs (Outfalls)
260700	Sewer System Infrastructure Improvements and Pumping Stations
260701	Conveyance System Infrastructure Improvements

WASTEWATER: CSO

CIP Number	Title
233003	Rouge River In-system Storage Devices
260500	CSO Outfall Rehabilitation
260600	CSO Facilities Improvement Program
260614	Structural Inspection & Structural Improvements
260619	Control System Upgrade - St Aubin, Lieb & Mile
260624	CSO Baby Creek Chemical Storage Tanks Replacement (TOES / Emergency)
270001	Pilot CSO Netting Facility
270002	Meldrum Sewer Diversion and VR-15 Improvements
270003	Long Term CSO Control Plan
270004	Oakwood and Leib CSO Facilities Improvement Project
270006	CSO Facilities Improvements II
270007	Disinfection System Improvements at Baby Creek, Belle Isle, and Puritan Fenkell CSO Facilities
270008	Flushing System Improvements at Conner Creek and St. Aubin CSO Facilities
270009	Site Improvements at St. Aubin, Belle Isle, and Baby Creek CSO Facilities
270010	HVAC Improvements at Puritan Fenkell and Seven Mile CSO Facilities
270011	HVAC Improvements at Conner Creek and Belle Isle CSO Facilities
270012	Control System Upgrades at Conner Creek, Oakwood, and Puritan Fenkell CSO Facilities
270013	Facility Improvements at Puritan Fenkell and Seven Mile CSO Facilities
270014	Conversion to Complete Capture Basin at Puritan Fenkell and Seven Mile CSO Facilities
273001	Hubbell Southfield CSO Facility Improvements
273002	CSO Hubbell Southfield VR-8 Gate Improvements
277001	Baby Creek Outfall Improvements Project
277002	Baby Creek CSO Facility Influent Flushing System

2.7. PROJECT SCORING

CRITERIA SCORING AND WEIGHTING

Water and Wastewater projects continue to be scored based on the eight criteria shown in the following table. For each project, a criteria score of 1 to 5 has been assigned, with a score of 1 representing minimal value or benefit, and 5 representing high value or benefit, based on established definitions and scoring guidelines for each criterion.

No.	Weight	Criteria
1	12%	Condition
2	15%	Performance (Service Level/ Reliability)
3	18%	Regulatory (Environmental/Legal)
4	11%	O&M
5	18%	Health and Safety
6	8%	Public Benefit
7	10%	Financial
8	8%	Efficiency and Innovation

Weights for the eight criteria in the table above have been established based on GLWA's ranking of the relative importance of each criterion to GLWA's overall priorities. Two of the criteria weightings were revised last year to better reflect GLWA's overall priorities.

PROJECT SCORING AND PRIORITIZATION

The criteria scores and weighing are used to establish scores for each project by considering the following factors: 1) the single highest purpose and benefit of each project; and 2) the overall benefit of each project, as follows:

- 1 The single highest purpose and benefit of each project represents the single criterion that provides the greatest relative benefit to GLWA. For example, a score of 5 for either Health and Safety or Regulatory criteria represents the greatest purpose and benefit to GLWA, based on the established criteria weighting. This consideration has been reflected through the revised project scoring methodology and functions as the primary driver of the overall project score.
- 2 The overall benefit of each project accounts for all the benefits provided by the project and is represented by the sum of all the criteria scores for the project.

The calculation of project scores can be represented by the following equation, where factor 1 above contributes up to 70 out of 100 total points, and factor 2 contributes up to 30 of the total 100 points:

Total Project Score = Factor 1 (70/100)+ Factor 2 (30/100)

New projects and projects with significant changes were scored or rescored by the Project Manager and the Review Committee. The Review Committee scores represent the final project score. Projects already existing in the CIP were evaluated using criteria scores applied in the previous CIP cycle. The pages that follow provide the new project scores from the Review Committee, along with those from the Project Manager for reference.

WATER PROJECT MANAGER AND REVIEW COMMITTEE SCORES

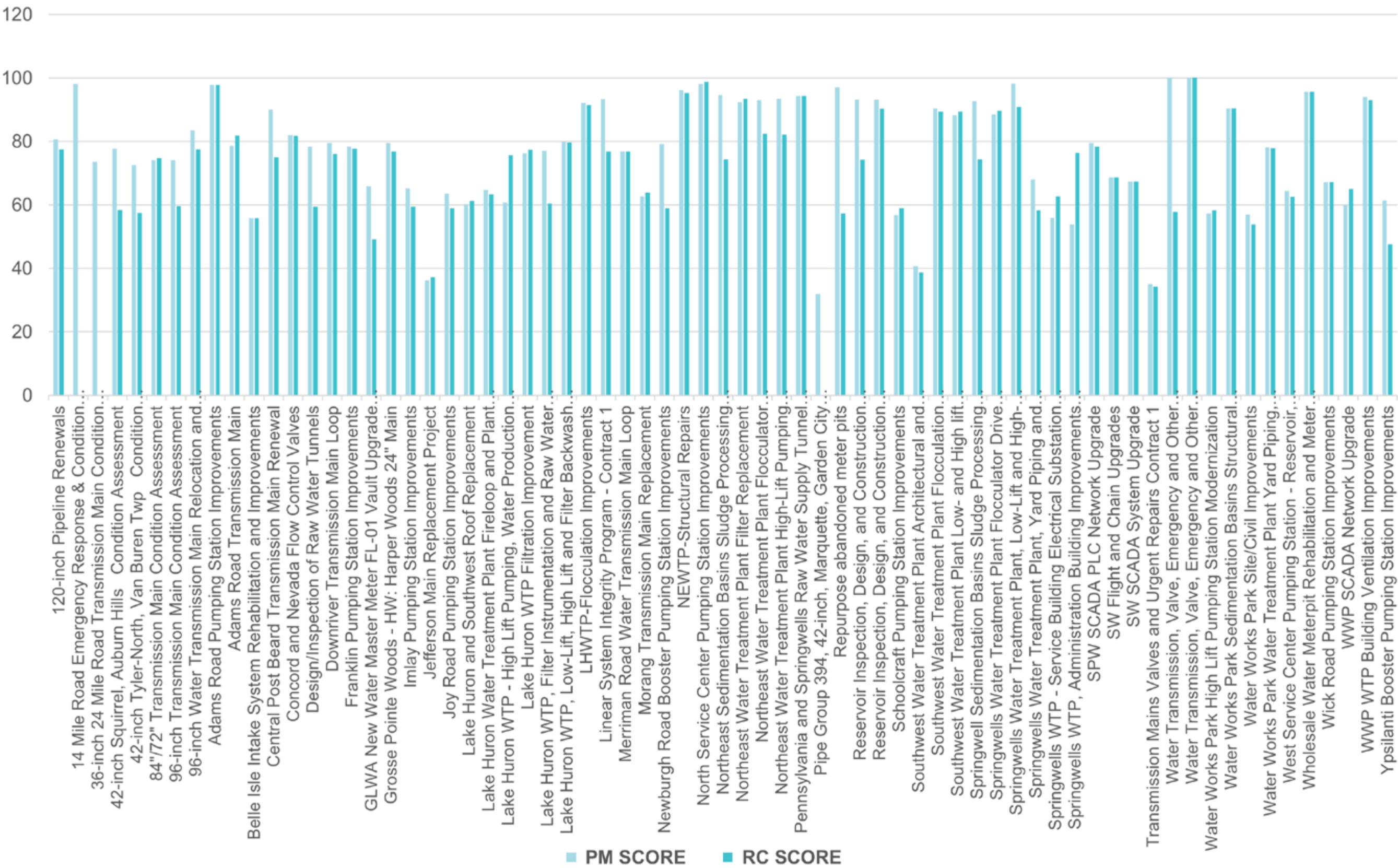
CIP Number	Title	PM Score	PM 1	PM 2	PM 3	PM 4	PM 5	PM 6	PM 7	PM 8	RC Score	RC 1	RC 2	RC 3	RC 4	RC 5	RC 6	RC 7	RC 8
111001	Lake Huron WTP, Low-Lift, High Lift and Filter Backwash Pumping System Improvements	80	4	5	3	4	2	3	4	5	79.7	5	5	1	5	2	5	4	4
111006	Lake Huron WTP, Filter Instrumentation and Raw Water Flow Metering Improvements	77.1	5	4	4	5	2	3	2	3	60.5	4	3	3	3	2	4	2	5
111009	Lake Huron WTP - High Lift Pumping, Water Production Flow Metering and Yard Piping Improvements	60.8	3	3	2	3	3	5	3	5	75.7	3	4	2	2	4	5	3	4
111010	Lake Huron WTP Filtration Improvement	76.3	4	4	4	4	3	2	2	3	77.4	4	4	4	4	4	2	2	3
111012	LHWTP-Flocculation Improvements	92.1	5	4	5	4	2	2	3	4	91.5	5	4	5	4	2	2	2	4
111013	Lake Huron Water Treatment Plant Fireloop and Plant Water Improvements	64.7	5	4	2	4	2	1	4	2	63.3	4	4	2	4	2	1	3	2
112003	Northeast Water Treatment Plant High-Lift Pumping Station Improvements	93.5	5	5	3	4	5	2	2	4	82.2	5	5	3	4	4	5	2	4
112006	Northeast Water Treatment Plant Flocculator Replacements	93	5	5	5	4	2	3	3	3	82.4	5	5	4	4	4	2	3	4
112007	NEWTP-Structural Repairs	96.1	5	5	5	2	5	5	5	1	95.2	5	5	4	3	5	4	5	1
112008	Northeast Water Treatment Plant Filter Replacement	92.4	4	4	5	4	3	2	3	4	93.5	4	4	5	4	4	3	3	3
112009	Northeast Sedimentation Basins Sludge Processing Facility	94.6	1	5	5	5	4	4	5	3	74.4	1	3	3	4	4	3	4	2
113003	Southwest Water Treatment Plant Low- and High lift Pumping station Improvements	88.3	4	3	5	4	2	2	1	2	89.4	4	3	5	4	3	2	1	2
113007	Southwest Water Treatment Plant Architectural and Building Mechanical Improvements	40.8	3	1	2	3	1	3	2	4	38.7	3	2	1	3	1	1	2	2
113009	SW Flight and Chain Upgrades	68.7	5	4	3	4	3	3	4	4	68.7	5	4	3	4	3	3	4	4
113010	Southwest Water Treatment Plant Flocculation Improvements	90.4	4	4	5	4	2	2	3	2	89.4	4	3	5	4	3	2	1	2
114002	Springwells Water Treatment Plant, Low-Lift and High-Lift Pumping Station Improvements	98.3	5	5	4	5	5	5	4	5	90.9	5	5	1	5	5	2	1	3
114005	Springwells WTP, Administration Building Improvements & Underground Fire Protection Loop	53.8	3	2	1	2	3	1	2	1	76.4	4	4	4	4	4	2	2	1
114010	Springwells Water Treatment Plant, Yard Piping and High-Lift Header Improvements	68	5	4	2	4	3	5	3	4	58.3	3	3	1	3	3	4	3	3
114017	Springwells Water Treatment Plant Flocculator Drive Replacements	88.5	4	4	5	3	1	2	2	3	89.7	4	4	5	3	2	2	3	2
114018	Springwells WTP - Service Building Electrical Substation and Miscellaneous Improvements	56	4	3	1	3	3	1	2	1	62.7	4	4	2	3	3	1	2	1
114019	Springwell Sedimentation Basins Sludge Processing Facility	92.7	1	5	5	4	4	4	3	3	74.4	1	3	3	4	4	3	4	2
115001	Water Works Park Water Treatment Plant Yard Piping, Valves and Venturi Meters Replacement	78.1	5	5	1	5	2	4	3	3	77.9	5	5	2	3	2	4	3	3
115005	WWP WTP Building Ventilation Improvements	94.1	3	5	5	3	5	4	3	2	93	3	5	5	2	5	3	3	2
115006	Water Works Park Site/Civil Improvements	57	3	3	3	3	2	1	3	1	53.9	2	3	1	2	3	1	2	1
115007	Water Works Park High Lift Pumping Station Modernization	57.4	3	3	2	3	3	1	2	3	58.3	3	3	2	2	3	2	3	4
115009	Water Works Park Sedimentation Basins Structural Upgrades	90.4	4	3	5	1	4	2	5	1	90.4	4	3	5	1	4	2	5	1

CIP Number	Title	PM Score	PM 1	PM 2	PM 3	PM 4	PM 5	PM 6	PM 7	PM 8	RC Score	RC 1	RC 2	RC 3	RC 4	RC 5	RC 6	RC 7	RC 8
116002	Pennsylvania and Springwells Raw Water Supply Tunnel Improvements	94.3	5	5	5	4	5	1	3	1	94.3	5	5	5	4	5	1	3	1
116006	Belle Isle Intake System Rehabilitation and Improvements	55.8	3	3	3	3	1	1	2	2	55.8	3	3	3	3	1	1	2	2
116101	Design/Inspection of Raw Water Tunnels	78.4	5	4	4	3	4	5	2	2	59.4	3	3	3	3	3	4	2	2
122004	96-inch Water Transmission Main Relocation and Isolation Valve Installations	83.5	5	5	4	5	4	5	3	2	77.5	2	5	2	5	4	5	1	1
122007	Merriman Road Water Transmission Main Loop	76.8	1	5	1	4	3	4	4	4	76.8	1	5	1	4	3	4	4	4
122016	Downriver Transmission Main Loop	79.6	3	5	3	3	4	5	2	3	76	1	5	2	3	4	5	1	2
122019	Jefferson Main Replacement Project	36.2	1	1	2	1	1	1	2	2	37.2	1	1	2	1	1	2	3	2
122020	Concord and Nevada Flow Control Valves	82	4	5	4	4	4	4	2	4	81.7	5	5	3	4	4	4	2	4
122021	Grosse Pointe Woods - HW: Harper Woods 24" Main	79.5	4	5	3	4	4	3	2	2	76.8	4	4	3	4	4	3	2	3
122023	Adams Road Transmission Main	78.6	5	5	2	5	3	2	1	4	81.9	5	5	2	5	4	4	3	4
122024	Central Post Beard Transmission Main Renewal	90.1	4	4	2	3	5	5	2	1	75	4	4	2	3	4	4	2	2
122025	Morang Transmission Main Replacement	62.7	5	4	1	3	3	3	1	1	63.9	5	3	2	3	3	3	2	2
132010	West Service Center Pumping Station - Reservoir, Reservoir Pumping, and Division Valve Upgrades	64.4	3	4	2	4	3	2	1	5	62.6	3	4	1	4	1	5	1	5
132012	Ypsilanti Booster Pumping Station Improvements	61.4	4	4	1	3	1	4	2	2	47.6	3	3	1	3	1	3	2	2
132014	Adams Road Pumping Station Improvements	97.8	5	5	4	5	5	4	4	5	97.8	5	5	4	5	5	4	4	5
132015	Newburgh Road Booster Pumping Station Improvements	79.2	5	5	2	5	2	3	3	4	58.9	4	3	2	3	3	3	1	4
132016	North Service Center Pumping Station Improvements	98.1	5	5	5	4	5	5	3	5	98.7	5	5	5	4	5	5	4	5
132018	Schoolcraft Pumping Station Improvements	56.9	3	3	1	4	3	2	2	2	58.9	4	3	2	3	3	3	1	4
132019	Wick Road Pumping Station Improvements	67.2	5	4	2	4	3	3	4	3	67.2	5	4	2	4	3	3	4	3
132020	Franklin Pumping Station Improvements	78.4	4	5	3	4	2	3	3	3	77.7	4	5	2	3	3	3	2	4
132021	Imlay Pumping Station Improvements	65.3	4	4	1	4	3	3	3	4	59.4	4	3	2	3	3	4	1	4
132022	Joy Road Pumping Station Improvements	63.6	4	4	1	3	3	2	3	3	58.9	4	3	2	3	3	3	1	4
170302*	SW SCADA System Upgrade	67.4	4	4	2	4	3	4	4	4	67.4	4	4	2	4	3	4	4	4
170305*	WWP SCADA Network Upgrade	60	3	3	3	3	3	3	3	3	65	3	4	3	3	2	3	3	4
170306*	SPW SCADA PLC Network Upgrade	79.6	5	4	4	4	4	3	3	4	78.4	4	4	4	4	4	3	3	3
170504*	Transmission Mains Valves and Urgent Repairs Contract 1	35.1	1	2	1	2	1	4	3	1	34.3	2	2	1	2	1	3	3	2
170506*	Water Transmission, Valve, Emergency and Other Urgent Repairs	100	5	5	5	5	5	5	5	5	57.7	2	3	2	3	3	3	3	2
170507*	Water Transmission, Valve, Emergency and Other Urgent Repairs Contract 2	100	5	5	5	5	5	5	5	5	100	5	5	5	5	5	5	5	5
170601*	Linear System Integrity Program - Contract 1	93.3	4	5	1	4	5	5	5	3	76.8	4	4	1	4	4	4	4	4
170602*	36-inch 24 Mile Road Transmission Main Condition Assessment	73.6	4	3	1	3	4	4	3	2	0	0	0	0	0	0	0	0	0
170603*	84"/72" Transmission Main Condition Assessment	74.1	4	3	1	3	4	5	3	2	74.7	4	3	2	3	4	4	3	2
170604*	96-inch Transmission Main Condition Assessment	74.1	4	3	1	3	4	5	3	2	59.6	4	3	2	3	3	4	3	2
170605*	42-inch Squirrel, Auburn Hills Condition Assessment	77.7	3	5	2	3	4	3	3	2	58.4	3	3	2	3	3	3	3	2

CIP Number	Title	PM Score	PM 1	PM 2	PM 3	PM 4	PM 5	PM 6	PM 7	PM 8	RC Score	RC 1	RC 2	RC 3	RC 4	RC 5	RC 6	RC 7	RC 8
170606*	120-inch Pipeline Renewals	80.7	3	5	4	2	4	4	4	3	77.5	3	4	4	2	4	4	4	3
170607*	42-inch Tyler-North, Van Buren Twp Condition Assessment	72.6	3	2	2	3	4	3	3	2	57.5	3	2	2	3	3	3	3	2
170608*	14 Mile Road Emergency Response & Condition Assessment	98.1	5	4	5	5	5	5	5	3	0	0	0	0	0	0	0	0	0
170609*	Pipe Group 394, 42-inch, Marquette, Garden City Condition Assessment	31.9	1	2	1	1	1	2	3	1	0	0	0	0	0	0	0	0	0
170802*	Reservoir Inspection, Design, and Construction Management Services Phase II	93.2	5	3	5	2	4	5	5	1	74.2	4	3	4	2	3	3	3	1
170803*	Reservoir Inspection, Design, and Construction Management Services Phase III	93.2	5	3	5	2	4	5	5	1	90.3	4	3	5	2	3	4	4	1
170904*	Wholesale Water Meterpit Rehabilitation and Meter Upgrade - Phase II	95.7	5	4	3	4	5	5	4	5	95.7	5	4	3	4	5	5	4	5
170906*	Repurpose abandoned meter pits	97.1	5	5	5	5	5	2	5	2	57.4	3	3	2	3	3	2	2	2
170907*	GLWA New Water Master Meter FL-01 Vault Upgrade and Rightsizing	65.9	5	4	2	3	2	2	4	5	49.2	3	3	2	2	2	2	3	2
171502*	Lake Huron and Southwest Roof Replacement	60.2	3	4	1	2	3	1	2	1	61.3	3	4	2	2	3	1	2	1

Score Note: * Depicts project from program

WATER PROJECT MANAGER AND REVIEW COMMITTEE SCORES



WASTEWATER PROJECT MANAGER AND REVIEW COMMITTEE SCORES

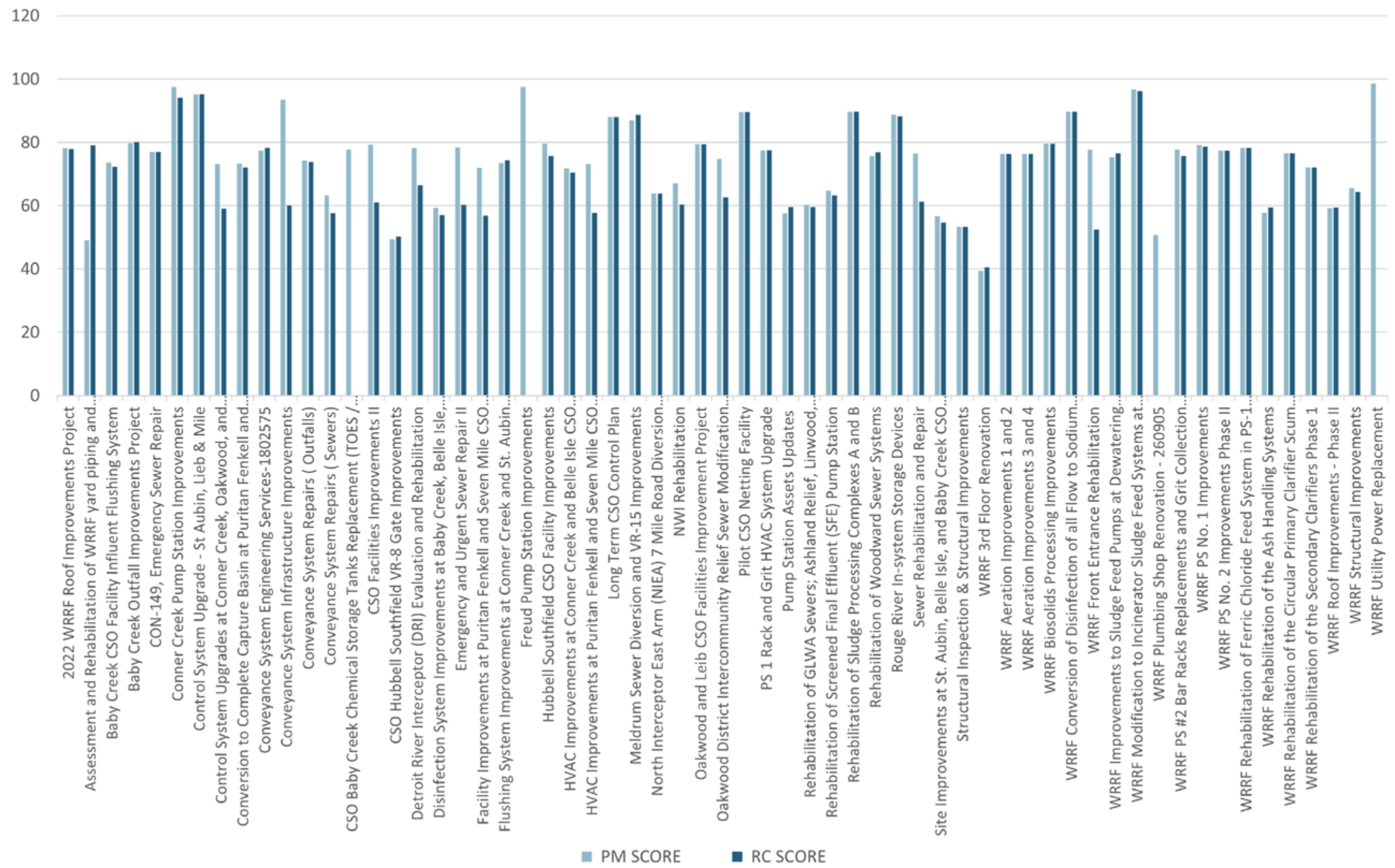
CIP Number	Title	PM Score	PM 1	PM 2	PM 3	PM 4	PM 5	PM 6	PM 7	PM 8	RC Score	RC 1	RC 2	RC 3	RC 4	RC 5	RC 6	RC 7	RC 8
211005	WRRF PS No. 2 Improvements Phase II	77.4	5	4	4	3	4	3	2	2	77.4	5	4	4	3	4	3	2	2
211006	WRRF PS No. 1 Improvements	79.2	5	4	4	4	4	3	3	3	78.6	5	4	4	4	4	3	2	3
211007	WRRF PS #2 Bar Racks Replacements and Grit Collection System Improvements	77.8	4	4	4	4	3	3	3	4	75.7	3	4	4	4	3	3	3	1
211008	WRRF Rehabilitation of Ferric Chloride Feed System in PS-1 and Complex B Sludge Lines	78.3	4	4	4	3	4	3	3	4	78.3	4	4	4	3	4	3	3	4
211009	WRRF Rehabilitation of the Circular Primary Clarifier Scum Removal System	76.6	4	5	3	2	2	2	3	3	76.6	4	5	3	2	2	2	3	3
211010	Rehabilitation of Sludge Processing Complexes A and B	89.7	2	2	4	4	5	4	2	2	89.7	2	2	4	4	5	4	2	2
211011	PS 1 Rack and Grit HVAC System Upgrade	77.5	4	5	2	4	2	2	4	3	77.5	4	5	2	4	2	2	4	3
212008	WRRF Aeration Improvements 1 and 2	76.3	4	3	4	3	3	3	3	4	76.3	4	3	4	3	3	3	3	4
212009	WRRF Aeration Improvements 3 and 4	76.3	4	3	4	3	3	3	3	4	76.3	4	3	4	3	3	3	3	4
212010	WRRF Conversion of Disinfection of all Flow to Sodium Hypochlorite and Sodium Bisulfite	89.7	2	2	4	4	5	4	2	2	89.7	2	2	4	4	5	4	2	2
213006	WRRF Improvements to Sludge Feed Pumps at Dewatering Facilities	75.3	3	3	4	4	2	2	4	4	76.6	4	3	4	5	2	2	4	4
213007	WRRF Modification to Incinerator Sludge Feed Systems at Complex -II	96.7	5	5	5	4	4	4	4	4	96.2	5	5	5	4	4	4	4	3
213008	WRRF Rehabilitation of the Ash Handling Systems	57.8	3	2	3	4	3	1	3	1	59.5	4	3	3	4	3	1	3	1
213009	WRRF Biosolids Processing Improvements	79.6	4	4	4	5	4	3	3	4	79.6	4	4	4	5	4	3	3	4
216006	Assessment and Rehabilitation of WRRF yard piping and underground utilities	49.1	3	3	2	2	2	2	2	3	79	5	4	4	3	4	4	3	3
216008	Rehabilitation of Screened Final Effluent (SFE) Pump Station	64.7	5	2	2	4	1	5	4	4	63.2	5	2	2	4	1	2	4	4
216011	WRRF Structural Improvements	65.5	4	4	3	4	3	2	3	1	64.4	4	4	3	4	2	2	3	1
216013	WRRF Utility Power Replacement	98.6	5	5	5	5	5	5	5	2	0	0	0	0	0	0	0	0	0
222001	Oakwood District Intercommunity Relief Sewer Modification at Oakwood District	74.8	1	4	4	1	4	4	3	3	62.7	1	4	2	1	3	4	3	4
222002	Detroit River Interceptor (DRI) Evaluation and Rehabilitation	78.3	4	4	4	3	3	4	4	4	66.4	5	4	3	1	3	4	5	1
222008	North Interceptor East Arm (NIEA) 7 Mile Road Diversion Structure	63.9	3	4	1	4	3	3	2	4	63.9	3	4	1	4	3	3	2	4
232002	Conner Creek Pump Station Improvements	97.4	5	5	5	5	4	4	4	4	94.1	4	4	5	3	4	5	5	1
232005	Freud Pump Station Improvements	97.4	5	5	5	5	4	4	4	4	0	0	0	0	0	0	0	0	0
233003	Rouge River In-system Storage Devices	88.8	1	3	5	1	4	4	2	4	88.2	1	3	5	1	4	4	1	4
260201*	CON-149, Emergency Sewer Repair	76.9	4	4	3	4	4	3	3	2	76.9	4	4	3	4	4	3	3	2

CIP Number	Title	PM Score	PM 1	PM 2	PM 3	PM 4	PM 5	PM 6	PM 7	PM 8	RC Score	RC 1	RC 2	RC 3	RC 4	RC 5	RC 6	RC 7	RC 8
260204*	Conveyance System Engineering Services-1802575	77.4	4	4	4	4	3	4	3	2	78.3	4	4	4	4	3	4	3	4
260205*	NWI Rehabilitation	67.1	4	4	3	4	3	3	4	2	60.3	4	3	3	4	3	4	2	1
260206*	Conveyance System Repairs (Sewers)	63.2	4	4	3	3	2	2	2	1	57.6	4	3	3	3	2	2	2	1
260207*	Rehabilitation of Woodward Sewer Systems	75.6	4	4	4	3	3	3	2	2	76.8	4	4	4	3	3	3	4	2
260209*	Sewer Rehabilitation and Repair	76.4	4	4	3	4	4	3	3	1	61.3	4	3	3	3	3	4	4	2
260210*	Rehabilitation of GLWA Sewers; Ashland Relief, Linwood, Lonyo, Second Avenue, and Shiawassee	60.2	4	3	3	3	3	3	3	2	59.6	4	3	3	3	3	3	2	2
260211*	Emergency and Urgent Sewer Repair II	78.4	4	4	4	4	4	4	3	2	60.2	4	3	3	3	3	4	3	1
260510*	Conveyance System Repairs (Outfalls)	74.2	4	3	4	3	3	3	2	1	73.8	4	3	4	3	3	2	2	1
260614*	Structural Inspection & Structural Improvements	53.4	3	3	1	1	3	1	1	1	53.4	3	3	1	1	3	1	1	1
260619*	Control System Upgrade - St Aubin, Lieb & Mile	95.1	5	5	5	3	4	4	4	2	95.1	5	5	5	3	4	4	4	2
260624*	CSO Baby Creek Chemical Storage Tanks Replacement (TOES / Emergency)	77.8	5	5	1	5	1	2	5	4	0	0	0	0	0	0	0	0	0
260701*	Conveyance System Infrastructure Improvements	93.5	4	4	5	3	4	4	4	2	60.1	3	3	3	3	3	4	4	1
260702*	Pump Station Assets Updates	57.5	3	3	3	4	2	2	2	1	59.6	4	3	3	3	3	4	2	1
260802*	2022 WRRF Roof Improvements Project	78.1	4	4	4	4	4	3	4	1	77.9	4	4	4	3	4	4	4	1
260803*	WRRF Roof Improvements - Phase II	59.2	3	3	3	3	3	2	4	1	59.5	3	3	3	3	3	2	3	3
260903*	WRRF Front Entrance Rehabilitation	77.8	4	4	4	3	3	3	4	4	52.4	4	2	2	3	2	2	2	4
260904*	WRRF 3rd Floor Renovation	39.4	3	2	1	2	1	3	1	4	40.5	3	2	1	3	1	4	1	4
260905*	WRRF Plumbing Shop Renovation - 260905	50.7	4	3	1	2	2	2	3	1	0	0	0	0	0	0	0	0	0
261001*	WRRF Rehabilitation of the Secondary Clarifiers Phase 1	72	4	3	4	3	1	4	1	1	72	4	3	4	3	1	4	1	1
270001	Pilot CSO Netting Facility	89.6	1	5	5	1	4	4	1	3	89.6	1	5	5	1	4	4	1	3
270002	Meldrum Sewer Diversion and VR-15 Improvements	86.9	1	1	5	1	4	5	1	4	88.7	1	3	5	1	4	5	1	4
270003	Long Term CSO Control Plan	88	1	3	5	1	4	3	3	2	88	1	3	5	1	4	3	3	2
270004	Oakwood and Leib CSO Facilities Improvement Project	79.4	4	4	3	4	4	5	4	4	79.4	4	4	4	4	3	5	4	4
270006	CSO Facilities Improvements II	79.3	5	4	4	4	4	4	4	1	61	4	3	3	4	3	3	4	1
270007	Disinfection System Improvements at Baby Creek, Belle Isle, and Puritan Fenkell CSO Facilities	59.3	3	3	3	4	2	1	5	2	57	1	2	3	4	2	1	5	2
270008	Flushing System Improvements at Conner Creek and St. Aubin CSO Facilities	73.5	1	3	2	4	4	1	5	3	74.4	3	3	2	4	4	1	5	2
270009	Site Improvements at St. Aubin, Belle Isle, and Baby Creek CSO Facilities	56.7	3	2	2	3	3	1	4	1	54.6	1	2	2	2	3	1	4	1

CIP Number	Title	PM Score	PM 1	PM 2	PM 3	PM 4	PM 5	PM 6	PM 7	PM 8	RC Score	RC 1	RC 2	RC 3	RC 4	RC 5	RC 6	RC 7	RC 8
270010	HVAC Improvements at Puritan Fenkell and Seven Mile CSO Facilities	73.2	4	2	2	4	4	1	4	1	57.8	3	2	2	4	3	2	4	1
270011	HVAC Improvements at Conner Creek and Belle Isle CSO Facilities	71.8	3	2	2	4	4	1	3	1	70.5	2	2	2	3	4	1	3	1
270012	Control System Upgrades at Conner Creek, Oakwood, and Puritan Fenkell CSO Facilities	73.2	2	3	2	4	4	1	5	1	59	4	3	2	4	3	1	4	1
270013	Facility Improvements at Puritan Fenkell and Seven Mile CSO Facilities	71.9	1	3	2	4	4	1	4	1	56.8	1	3	2	4	3	1	4	1
270014	Conversion to Complete Capture Basin at Puritan Fenkell and Seven Mile CSO Facilities	73.3	2	2	2	4	4	1	5	3	72	1	2	2	4	4	1	4	3
273001	Hubbell Southfield CSO Facility Improvements	79.5	5	4	3	5	4	1	5	4	75.7	2	4	3	4	4	1	5	2
273002	CSO Hubbell Southfield VR-8 Gate Improvements	49.5	2	3	2	4	2	1	4	1	50.2	3	3	2	4	2	1	4	1
277001	Baby Creek Outfall Improvements Project	79.7	2	5	3	5	3	4	3	4	80.1	2	5	4	4	3	4	3	4
277002	Baby Creek CSO Facility Influent Flushing System	73.6	2	3	2	4	4	1	4	3	72.3	1	3	2	4	4	1	3	3

Score Note: * Depicts project from program

WASTEWATER PROJECT MANAGER AND REVIEW COMMITTEE SCORES





03

CIP PROJECTS BY CATEGORY



3.1. LARGEST CIP PROJECTS

The water and wastewater projects included in the FY27-31 CIP with the largest projected lifetime spend (the top five for each) are listed in the following table. Programs are excluded from the tables below.

WATER

Financial figures are in thousands of dollars (\$1,000s)

CIP Number	Title	Lifetime Plan Spend
122004	96-inch Water Transmission Main Relocation and Isolation Valve Installations	\$287,285
132016	North Service Center Pumping Station Improvements	\$260,317
114002	Springwells Water Treatment Plant, Low-Lift and High-Lift Pumping Station Improvements	\$257,423
114010	Springwells Water Treatment Plant, Yard Piping and High-Lift Header Improvements	\$218,615
112003	Northeast Water Treatment Plant High-Lift Pumping Station Improvements	\$171,676

[This page is intentionally left blank]

WASTEWATER

Financial figures are in thousands of dollars (\$1,000s)

CIP Number	Title	Lifetime Plan Spend
213009	WRRF Biosolids Processing Improvements	\$944,543
232002	Conner Creek Pump Station Improvements	\$348,099
211011	PS 1 Rack and Grit HVAC System Upgrade	\$307,526
212009	WRRF Aeration Improvements 3 and 4	\$271,545
211007	WRRF PS #2 Bar Racks Replacements and Grit Collection System Improvements	\$242,367

3.2. LARGEST DOLLAR PROJECTS (GREATER THAN \$30M)

WATER PROJECTS WITH 5-YEAR TOTAL GREATER THAN \$30M

Financial figures are in thousands of dollars (\$1,000s)

CIP Number	Title	Lifetime Actual Thru FY 25	FY 26	FY 27	FY 28	FY 29	FY 30	FY 31	FY 27-31 Total	Project Total
112008	Northeast Water Treatment Plant Filter Replacement	\$267	\$6,129	\$22,129	\$42,244	\$42,129	\$27,689	\$0	\$134,190	\$140,586
122004	96-inch Water Transmission Main Relocation and Isolation Valve Installations	\$123,877	\$30,999	\$65,261	\$63,765	\$3,383	\$0	\$0	\$132,409	\$287,285
132016	North Service Center Pumping Station Improvements	\$6,544	\$1,394	\$16,778	\$28,465	\$32,091	\$25,788	\$9,546	\$112,669	\$260,317
111001	Lake Huron WTP, Low-Lift, High Lift and Filter Backwash Pumping System Improvements	\$6,599	\$1,490	\$1,318	\$16,217	\$24,066	\$29,672	\$26,194	\$97,468	\$144,107
132015	Newburgh Road Booster Pumping Station Improvements	\$2,482	\$1,079	\$16,275	\$29,775	\$23,108	\$3,111	\$0	\$72,269	\$75,830
111006	Lake Huron WTP, Filter Instrumentation and Raw Water Flow Metering Improvements	\$6,438	\$8,526	\$15,371	\$23,523	\$21,070	\$10,220	\$0	\$70,184	\$85,149
111012	LHWTP-Flocculation Improvements	\$1,984	\$3,343	\$4,743	\$18,851	\$23,700	\$16,586	\$2,325	\$66,204	\$71,736
114002	Springwells Water Treatment Plant, Low-Lift and High-Lift Pumping Station Improvements	\$73,930	\$12,558	\$10,162	\$9,640	\$22,471	\$16,875	\$5,770	\$64,917	\$257,423
122016	Downriver Transmission Main Loop	\$3,813	\$3,482	\$38,364	\$14,223	\$109	\$0	\$378	\$53,075	\$61,317
170803	Reservoir Inspection, Design, and Construction Management Services Phase III	\$10	\$17	\$2,712	\$7,932	\$10,807	\$12,461	\$10,807	\$44,720	\$52,679
170802	Reservoir Inspection, Design, and Construction Management Services Phase II	\$26,639	\$12,828	\$14,474	\$12,908	\$9,725	\$4,108	\$0	\$41,215	\$80,682
170606	120-inch Pipeline Renewals	\$0	\$283	\$378	\$30,165	\$0	\$0	\$0	\$30,543	\$30,825
113010	Southwest Water Treatment Plant Flocculation Improvements	\$34	\$544	\$1,069	\$2,929	\$8,059	\$10,311	\$7,750	\$30,117	\$32,210

WASTEWATER PROJECTS WITH 5-YEAR TOTAL GREATER THAN \$30M

Financial figures are in thousands of dollars (\$1,000s)

CIP Number	Title	Lifetime Actual Thru FY 25	FY 26	FY 27	FY 28	FY 29	FY 30	FY 31	FY 27-31 Total	Project Total
232002	Conner Creek Pump Station Improvements	\$26,672	\$6,068	\$24,217	\$41,766	\$48,926	\$50,176	\$41,608	\$206,692	\$348,099
211007	WRRF PS #2 Bar Racks Replacements and Grit Collection System Improvements	\$14,314	\$34,462	\$40,570	\$48,175	\$47,361	\$31,679	\$25,805	\$193,592	\$242,367
212008	WRRF Aeration Improvements 1 and 2	\$19,265	\$11,664	\$24,110	\$26,920	\$35,065	\$35,065	\$35,065	\$156,225	\$213,189
232005	Freud Pump Station Improvements	\$13,180	\$37,860	\$49,475	\$37,383	\$12,274	\$558	\$0	\$99,691	\$150,731
216008	Rehabilitation of Screened Final Effluent (SFE) Pump Station	\$8,802	\$11,950	\$31,700	\$35,478	\$18,675	\$0	\$0	\$85,853	\$106,605
270004	Oakwood and Leib CSO Facilities Improvement Project	\$6,458	\$2,288	\$5,585	\$14,362	\$15,367	\$14,151	\$9,502	\$58,967	\$73,088
273001	Hubbell Southfield CSO Facility Improvements	\$5,261	\$1,294	\$2,886	\$8,153	\$15,278	\$15,266	\$11,213	\$52,796	\$67,345
211006	WRRF PS No. 1 Improvements	\$43,354	\$27,665	\$9,849	\$8,716	\$8,640	\$8,630	\$7,293	\$43,128	\$114,147
260210	Rehabilitation of GLWA Sewers; Ashland Relief, Linwood, Lonyo, Second Avenue, and Shiawassee	\$2,178	\$211	\$6,780	\$23,844	\$12,062	\$210	\$0	\$42,896	\$45,285
222001	Oakwood District Intercommunity Relief Sewer Modification at Oakwood District	\$15,306	\$34,442	\$21,082	\$13,803	\$3,431	\$0	\$0	\$38,316	\$88,065
261001	WRRF Rehabilitation of the Secondary Clarifiers Phase 1	\$249	\$648	\$3,534	\$10,503	\$12,057	\$6,666	\$1,686	\$34,446	\$35,342

3.3. LARGEST FY 27 PROJECTED SPEND (GREATER THAN \$5M)

The water and wastewater projects with the largest projected spend for FY 27 are listed in the following table. These projects are planned for greater than \$5 million in FY 27. There are 14 projects in the water category and 14 projects in the wastewater category.

WATER PROJECTS WITH 5-YEAR TOTAL GREATER THAN \$5M IN FY 27

Financial figures are in thousands of dollars (\$1,000s)

CIP Number	Title	Lifetime Actual Thru FY 25	FY 26	FY 27	FY 28	FY 29	FY 30	FY 31	FY 27-31 Total	Project Total
122004	96-inch Water Transmission Main Relocation and Isolation Valve Installations	\$123,877	\$30,999	\$65,261	\$63,765	\$3,383	\$0	\$0	\$132,409	\$287,285
122016	Downriver Transmission Main Loop	\$3,813	\$3,482	\$38,364	\$14,223	\$109	\$0	\$378	\$53,075	\$61,317
112008	Northeast Water Treatment Plant Filter Replacement	\$267	\$6,129	\$22,129	\$42,244	\$42,129	\$27,689	\$0	\$134,190	\$140,586
132016	North Service Center Pumping Station Improvements	\$6,544	\$1,394	\$16,778	\$28,465	\$32,091	\$25,788	\$9,546	\$112,669	\$260,317
132015	Newburgh Road Booster Pumping Station Improvements	\$2,482	\$1,079	\$16,275	\$29,775	\$23,108	\$3,111	\$0	\$72,269	\$75,830
111006	Lake Huron WTP, Filter Instrumentation and Raw Water Flow Metering Improvements	\$6,438	\$8,526	\$15,371	\$23,523	\$21,070	\$10,220	\$0	\$70,184	\$85,149
170802	Reservoir Inspection, Design, and Construction Management Services Phase II	\$26,639	\$12,828	\$14,474	\$12,908	\$9,725	\$4,108	\$0	\$41,215	\$80,682
122024	Central Post Beard Transmission Main Renewal	\$0	\$0	\$12,446	\$12,804	\$0	\$0	\$0	\$25,250	\$25,250
114002	Springwells Water Treatment Plant, Low-Lift and High-Lift Pumping Station Improvements	\$73,930	\$12,558	\$10,162	\$9,640	\$22,471	\$16,875	\$5,770	\$64,917	\$257,423
122021	Grosse Pointe Woods - HW: Harper Woods 24" Main	\$0	\$713	\$8,667	\$8,698	\$0	\$0	\$0	\$17,364	\$18,077
170603	84"/72" Transmission Main Condition Assessment	\$0	\$976	\$6,101	\$0	\$0	\$0	\$0	\$6,101	\$7,077
112009	Northeast Sedimentation Basins Sludge Processing Facility	\$439	\$30	\$6,013	\$3,048	\$0	\$0	\$0	\$9,060	\$9,529
114017	Springwells Water Treatment Plant Flocculator Drive Replacements	\$15,204	\$6,070	\$5,428	\$1,783	\$0	\$0	\$0	\$7,211	\$28,486
114019	Springwell Sedimentation Basins Sludge Processing Facility	\$0	\$0	\$5,362	\$2,718	\$0	\$0	\$0	\$8,080	\$8,080

WASTEWATER PROJECTS WITH 5-YEAR TOTAL GREATER THAN \$5M IN FY 27

Financial figures are in thousands of dollars (\$1,000s)

CIP Number	Title	Lifetime Actual Thru FY 25	FY 26	FY 27	FY 28	FY 29	FY 30	FY 31	FY 27-31 Total	Project Total
232005	Freud Pump Station Improvements	\$13,180	\$37,860	\$49,475	\$37,383	\$12,274	\$558	\$0	\$99,691	\$150,731
211007	WRRF PS #2 Bar Racks Replacements and Grit Collection System Improvements	\$14,314	\$34,462	\$40,570	\$48,175	\$47,361	\$31,679	\$25,805	\$193,592	\$242,367
216008	Rehabilitation of Screened Final Effluent (SFE) Pump Station	\$8,802	\$11,950	\$31,700	\$35,478	\$18,675	\$0	\$0	\$85,853	\$106,605
232002	Conner Creek Pump Station Improvements	\$26,672	\$6,068	\$24,217	\$41,766	\$48,926	\$50,176	\$41,608	\$206,692	\$348,099
212008	WRRF Aeration Improvements 1 and 2	\$19,265	\$11,664	\$24,110	\$26,920	\$35,065	\$35,065	\$35,065	\$156,225	\$213,189
222001	Oakwood District Intercommunity Relief Sewer Modification at Oakwood District	\$15,306	\$34,442	\$21,082	\$13,803	\$3,431	\$0	\$0	\$38,316	\$88,065
270006	CSO Facilities Improvements II	\$3,181	\$649	\$11,404	\$9,156	\$0	\$0	\$0	\$20,560	\$24,390
260204	Conveyance System Engineering Services-1802575	\$38,628	\$5,487	\$11,217	\$0	\$0	\$0	\$0	\$11,217	\$55,332
211006	WRRF PS No. 1 Improvements	\$43,354	\$27,665	\$9,849	\$8,716	\$8,640	\$8,630	\$7,293	\$43,128	\$114,147
260206	Conveyance System Repairs (Sewers)	\$10,754	\$833	\$7,476	\$4,079	\$404	\$0	\$0	\$11,959	\$23,545
260210	Rehabilitation of GLWA Sewers; Ashland Relief, Linwood, Lonyo, Second Avenue, and Shiawassee	\$2,178	\$211	\$6,780	\$23,844	\$12,062	\$210	\$0	\$42,896	\$45,285
270004	Oakwood and Leib CSO Facilities Improvement Project	\$6,458	\$2,288	\$5,585	\$14,362	\$15,367	\$14,151	\$9,502	\$58,967	\$73,088
222002	Detroit River Interceptor (DRI) Evaluation and Rehabilitation	\$77,029	\$8,886	\$5,371	\$164	\$163	\$163	\$2,213	\$8,073	\$113,702
260904	WRRF 3rd Floor Renovation	\$196	\$2,602	\$5,058	\$2,564	\$0	\$0	\$0	\$7,621	\$10,420

3.4. WATER PROJECTS BY STATUS

All financial figures are in thousands of dollars. The Project Status column shows which projects are Active or Project Execution, Future Planned, or Pending Closeout. Projects that have been reclassified to a different number, closed, or canceled are not shown in this list; a list of Closed projects can be found in Section 2.2.

WATER CIP PROJECTS: ACTIVE AND IN EXCECUTION, RANKED BY 5-YEAR CIP TOTAL

Financial figures are in thousands of dollars (\$1,000s)

Score Note: * Denotes a CIP project that is from a program. For projects with no score, see appendices for PM Scores.

CIP Number	Title	Project Status	Year Added	Lifetime Actual Thru FY 25	FY 26	FY 27	FY 28	FY 29	FY 30	FY 31	FY 27-31 CIP Total	% of 5-Year total	FY 32 & Beyond	Project Total	RC Score
112008	Northeast Water Treatment Plant Filter Replacement	Active - Procurement - Negotiation Phase - Construction	2023	\$267	\$6,129	\$22,129	\$42,244	\$42,129	\$27,689	\$0	\$134,190	11.27%	\$0	\$140,586	93.5
122004	96-inch Water Transmission Main Relocation and Isolation Valve Installations	Project Execution - Construction	2016	\$123,877	\$30,999	\$65,261	\$63,765	\$3,383	\$0	\$0	\$132,409	11.12%	\$0	\$287,285	77.5
132016	North Service Center Pumping Station Improvements	Project Execution - Design	2017	\$6,544	\$1,394	\$16,778	\$28,465	\$32,091	\$25,788	\$9,546	\$112,669	9.46%	\$139,711	\$260,317	98.7
111001	Lake Huron WTP, Low-Lift, High Lift and Filter Backwash Pumping System Improvements	Project Execution - Design	2010	\$6,599	\$1,490	\$1,318	\$16,217	\$24,066	\$29,672	\$26,194	\$97,468	8.18%	\$38,549	\$144,107	79.7
132015	Newburgh Road Booster Pumping Station Improvements	Project Execution - Design	2018	\$2,482	\$1,079	\$16,275	\$29,775	\$23,108	\$3,111	\$0	\$72,269	6.07%	\$0	\$75,830	58.9
111006	Lake Huron WTP, Filter Instrumentation and Raw Water Flow Metering Improvements	Project Execution - Construction	2014	\$6,438	\$8,526	\$15,371	\$23,523	\$21,070	\$10,220	\$0	\$70,184	5.89%	\$0	\$85,149	60.5
111012	LHWTP-Flocculation Improvements	Project Execution - Construction	2021	\$1,984	\$3,343	\$4,743	\$18,851	\$23,700	\$16,586	\$2,325	\$66,204	5.56%	\$206	\$71,736	91.5
114002	Springwells Water Treatment Plant, Low-Lift and High-Lift Pumping Station Improvements	Project Execution - Construction	2004	\$73,930	\$12,558	\$10,162	\$9,640	\$22,471	\$16,875	\$5,770	\$64,917	5.45%	\$106,018	\$257,423	90.9
122016	Downriver Transmission Main Loop	Active - Pre-Procurement - Construction	2017	\$3,813	\$3,482	\$38,364	\$14,223	\$109	\$0	\$378	\$53,075	4.46%	\$947	\$61,317	76
170802*	Reservoir Inspection, Design, and Construction Management Services Phase II	Project Execution - Construction	2021	\$26,639	\$12,828	\$14,474	\$12,908	\$9,725	\$4,108	\$0	\$41,215	3.46%	\$0	\$80,682	74.2
170606*	120-inch Pipeline Renewals	Project Execution - Design	2025	\$0	\$283	\$378	\$30,165	\$0	\$0	\$0	\$30,543	2.56%	\$0	\$30,825	77.5
113010	Southwest Water Treatment Plant Flocculation Improvements	Project Execution - Construction	2023	\$34	\$544	\$1,069	\$2,929	\$8,059	\$10,311	\$7,750	\$30,117	2.53%	\$1,514	\$32,210	89.4
122021	Grosse Pointe Woods - HW: Harper Woods 24" Main	Project Execution - Design	2024	\$0	\$713	\$8,667	\$8,698	\$0	\$0	\$0	\$17,364	1.46%	\$0	\$18,077	76.8
170506*	Water Transmission, Valve, Emergency and Other Urgent Repairs	Project Execution - Construction	2024	\$790	\$2,985	\$4,509	\$3,947	\$2,725	\$209	\$0	\$11,390	0.96%	\$0	\$15,165	57.7
122023	Adams Road Transmission Main	Project Execution - Design	2024	\$0	\$715	\$4,690	\$4,706	\$0	\$0	\$0	\$9,395	0.79%	\$0	\$10,110	81.9

WATER CIP PROJECTS: FUTURE PLANNED, RANKED BY PRIORITIZATION SCORE

Financial figures are in thousands of dollars (\$1,000s)

Score Note: * Denotes a CIP project that is from a program. For projects with no score, see appendices for PM Scores.

CIP Number	Title	Project Status	Year Added	Lifetime Actual Thru FY 25	FY 26	FY 27	FY 28	FY 29	FY 30	FY 31	FY 27-31 CIP Total	% of 5-Year total	FY 32 & Beyond	Project Total	RC Score
170507*	Water Transmission, Valve, Emergency and Other Urgent Repairs Contract 2	Future Planned - Within Five Year Plan	2025	\$0	\$0	\$1,666	\$3,033	\$3,850	\$3,554	\$2,506	\$14,608	1.23%	\$542	\$15,150	100
132014	Adams Road Pumping Station Improvements	Future Planned - Within Five Year Plan	2017	\$83	\$0	\$0	\$0	\$1,261	\$1,261	\$1,261	\$3,782	0.32%	\$57,894	\$61,759	97.8
115009	Water Works Park Sedimentation Basins Structural Upgrades	Future Planned - Within Five Year Plan	2021	\$0	\$0	\$0	\$1,416	\$5,077	\$6,663	\$3,690	\$16,846	1.41%	\$0	\$16,846	90.4
170803*	Reservoir Inspection, Design, and Construction Management Services Phase III	Future Planned - Within Five Year Plan	2021	\$10	\$17	\$2,712	\$7,932	\$10,807	\$12,461	\$10,807	\$44,720	3.75%	\$7,932	\$52,679	90.3
113003	Southwest Water Treatment Plant Low- and High lift Pumping station Improvements	Future Planned - Ten Year CIP	2014	\$0	\$0	\$0	\$0	\$0	\$0	\$0	\$0	0%	\$162,110	\$162,110	89.4
112003	Northeast Water Treatment Plant High-Lift Pumping Station Improvements	Future Planned - Ten Year CIP	2017	\$562	\$0	\$0	\$0	\$0	\$0	\$0	\$0	0%	\$171,114	\$171,676	82.2
132020	Franklin Pumping Station Improvements	Future Planned - Within Five Year Plan	2018	\$93	\$0	\$0	\$0	\$0	\$714	\$510	\$1,225	0.10%	\$59,600	\$60,918	77.7
111010	Lake Huron WTP Filtration Improvement	Future Planned - Within Five Year Plan	2019	\$0	\$0	\$0	\$0	\$1,214	\$1,217	\$1,188	\$3,619	0.30%	\$55,019	\$58,639	77.4
114005	Springwells WTP, Administration Building Improvements & Underground Fire Protection Loop	Future Planned - Ten Year CIP	2014	\$1,321	\$0	\$0	\$0	\$0	\$0	\$0	\$0	0%	\$5,818	\$7,138	76.4
122024	Central Post Beard Transmission Main Renewal	Future Planned - Within Five Year Plan	2025	\$0	\$0	\$12,446	\$12,804	\$0	\$0	\$0	\$25,250	2.12%	\$0	\$25,250	75
170603*	84"/72" Transmission Main Condition Assessment	Future Planned - Within Five Year Plan	2024	\$0	\$976	\$6,101	\$0	\$0	\$0	\$0	\$6,101	0.51%	\$0	\$7,077	74.7
114019	Springwell Sedimentation Basins Sludge Processing Facility	Future Planned - Within Five Year Plan	2025	\$0	\$0	\$5,362	\$2,718	\$0	\$0	\$0	\$8,080	0.68%	\$0	\$8,080	74.4
132019	Wick Road Pumping Station Improvements	Future Planned - Within Five Year Plan	2018	\$57	\$0	\$0	\$0	\$0	\$0	\$0	\$0	0%	\$24,723	\$24,780	67.2
170305*	WWP SCADA Network Upgrade	Future Planned - Within Five Year Plan	2021	\$0	\$0	\$0	\$0	\$4,966	\$2,576	\$0	\$7,542	0.63%	\$0	\$7,542	65
122025	Morang Transmission Main Replacement	Future Planned - Ten Year CIP	2025	\$0	\$0	\$0	\$0	\$0	\$0	\$0	\$0	0%	\$9,090	\$9,090	63.9
111013	Lake Huron Water Treatment Plant Fireloop and Plant Water Improvements	Future Planned - Within Five Year Plan	2022	\$4	\$0	\$0	\$0	\$0	\$0	\$0	\$0	0%	\$10,051	\$10,055	63.3
114018	Springwells WTP - Service Building Electrical Substation and Miscellaneous Improvements	Future Planned - Within Five Year Plan	2019	\$0	\$0	\$0	\$133	\$1,791	\$416	\$0	\$2,341	0.20%	\$0	\$2,341	62.7

CIP Number	Title	Project Status	Year Added	Lifetime Actual Thru FY 25	FY 26	FY 27	FY 28	FY 29	FY 30	FY 31	FY 27-31 CIP Total	% of 5-Year total	FY 32 & Beyond	Project Total	RC Score
171502*	Lake Huron and Southwest Roof Replacement	Future Planned - Within Five Year Plan	2021	\$0	\$0	\$0	\$0	\$0	\$0	\$941	\$941	0.08%	\$1,769	\$2,710	61.3
170604*	96-inch Transmission Main Condition Assessment	Future Planned - Within Five Year Plan	2024	\$0	\$0	\$0	\$8,540	\$53	\$8,540	\$0	\$17,132	1.44%	\$0	\$17,132	59.6
132021	Imlay Pumping Station Improvements	Future Planned - Ten Year CIP	2018	\$227	\$1,131	\$93	\$93	\$93	\$93	\$93	\$465	0.04%	\$136,145	\$137,968	59.4
132018	Schoolcraft Pumping Station Improvements	Future Planned - Ten Year CIP	2018	\$47	\$0	\$0	\$0	\$0	\$0	\$0	\$0	0%	\$24,643	\$24,691	58.9
132022	Joy Road Pumping Station Improvements	Future Planned - Within Five Year Plan	2018	\$71	\$0	\$0	\$0	\$0	\$244	\$1,010	\$1,254	0.11%	\$38,532	\$39,857	58.9
170605*	42-inch Squirrel, Auburn Hills Condition Assessment	Future Planned - Within Five Year Plan	2025	\$0	\$0	\$0	\$0	\$0	\$217	\$5,401	\$5,618	0.47%	\$0	\$5,618	58.4
114010	Springwells Water Treatment Plant, Yard Piping and High-Lift Header Improvements	Future Planned - Ten Year CIP	2012	\$1,811	\$0	\$0	\$0	\$0	\$0	\$0	\$0	0%	\$216,805	\$218,615	58.3
115007	Water Works Park High Lift Pumping Station Modernization	Future Planned - Ten Year CIP	2022	\$0	\$0	\$0	\$0	\$0	\$0	\$0	\$0	0%	\$115,090	\$115,090	58.3
170607*	42-inch Tyler-North, Van Buren Twp Condition Assessment	Future Planned - Within Five Year Plan	2025	\$0	\$2,265	\$2,684	\$3,704	\$0	\$0	\$0	\$6,388	0.54%	\$0	\$8,654	57.5
170906*	Repurpose abandoned meter pits	Future Planned - Within Five Year Plan	2025	\$0	\$0	\$1,258	\$1,262	\$0	\$0	\$0	\$2,520	0.21%	\$0	\$2,520	57.4
116006	Belle Isle Intake System Rehabilitation and Improvements	Future Planned - Within Five Year Plan	2021	\$0	\$0	\$1,117	\$1,617	\$0	\$0	\$0	\$2,735	0.23%	\$0	\$2,735	55.8
115006	Water Works Park Site/Civil Improvements	Future Planned - Within Five Year Plan	2019	\$0	\$0	\$0	\$0	\$0	\$0	\$381	\$381	0.03%	\$5,515	\$5,896	53.9
170907*	GLWA New Water Master Meter FL-01 Vault Upgrade and Rightsizing	Future Planned - Within Five Year Plan	2024	\$0	\$0	\$2,520	\$0	\$0	\$0	\$0	\$2,520	0.21%	\$0	\$2,520	49.2
132012	Ypsilanti Booster Pumping Station Improvements	Future Planned - Ten Year CIP	2017	\$2,559	\$0	\$0	\$0	\$0	\$0	\$0	\$0	0%	\$40,197	\$42,756	47.6
113007	Southwest Water Treatment Plant Architectural and Building Mechanical Improvements	Future Planned - Ten Year CIP	2017	\$4	\$0	\$0	\$0	\$0	\$0	\$0	\$0	0%	\$8,636	\$8,641	38.7
170609*	Pipe Group 394, 42-inch, Marquette, Garden City Condition Assessment	Future Planned - Within Five Year Plan	2025	\$0	\$337	\$809	\$1,581	\$0	\$0	\$0	\$2,390	0.20%	\$0	\$2,727	N/A
170300	Water Treatment Plant Automation Program	Future Planned - Within Five Year Plan	2017	\$0	\$0	\$0	\$0	\$3,029	\$3,029	\$38	\$6,096	0.51%	\$17,222	\$23,317	N/A
170400	Water Transmission Improvement Program	Future Planned - Ten Year CIP	2010	\$0	\$0	\$0	\$0	\$0	\$0	\$0	\$0	0%	\$32,175	\$32,175	N/A
170500	Transmission System Valve Rehabilitation and Replacement Program	Future Planned - Ten Year CIP	2017	\$0	\$0	\$0	\$0	\$0	\$0	\$0	\$0	0%	\$44,296	\$44,296	N/A

CIP Number	Title	Project Status	Year Added	Lifetime Actual Thru FY 25	FY 26	FY 27	FY 28	FY 29	FY 30	FY 31	FY 27-31 CIP Total	% of 5-Year total	FY 32 & Beyond	Project Total	RC Score
170600	Linear System Integrity Program	Future Planned - Ten Year CIP	2017	\$0	\$0	\$0	\$0	\$0	\$0	\$0	\$0	0%	\$0	\$0	N/A
170700	Transmission Pump Station Mechanical/ Structural/Architectural Improvements Program	Future Planned - Within Five Year Plan	2025	\$0	\$0	\$0	\$0	\$0	\$0	\$999	\$999	0.08%	\$9,001	\$10,000	N/A
170800	System-Wide Finished Water Reservoir Inspection, Design and Rehabilitation	Future Planned - Beyond Ten Years	2016	\$0	\$0	\$0	\$0	\$0	\$0	\$0	\$0	0%	\$0	\$0	N/A
170900	Suburban Water Meter Pit Rehabilitation and Meter Replacement	Future Planned - Within Five Year Plan	2014	\$0	\$0	\$518	\$1,018	\$518	\$518	\$518	\$3,089	0.26%	\$43,513	\$46,601	N/A
171500	Roof Replacement at WWP, SP, LH, NE, SW, NSC, Orion, Franklin, and Conner Creek Facilities	Future Planned - Within Five Year Plan	2018	\$0	\$0	\$0	\$0	\$0	\$0	\$34	\$34	0.00%	\$15,915	\$15,948	N/A

WATER CIP PROJECT TOTALS

Financial figures are in thousands of dollars (\$1,000s)

Status	Lifetime Actual Thru FY 25	FY 26	FY 27	FY 28	FY 29	FY 30	FY 31	FY 27-31 CIP Total	% of 5-Year total	FY 32 & Beyond	Project Total
Active Water Projects Total	\$4,330	\$12,247	\$66,338	\$59,220	\$42,238	\$27,689	\$378	\$195,862	16.44%	\$947	\$213,388
Future Planned Water Projects Total	\$6,850	\$4,727	\$37,285	\$45,851	\$32,658	\$41,501	\$29,377	\$186,673	15.67%	\$1,313,345	\$1,511,595
Pending Closeout Water Projects Total	\$7,738	\$324	\$0	\$0	\$0	\$0	\$0	\$0	0%	\$0	\$8,062
Project Execution	\$535,193	\$166,434	\$199,145	\$267,575	\$171,854	\$117,628	\$52,325	\$808,527	67.88%	\$359,499	\$1,869,654
Total	\$554,112	\$183,732	\$302,768	\$372,646	\$246,750	\$186,818	\$82,080	\$1,191,063	100%	\$1,673,792	\$3,602,699

3.5 WASTEWATER PROJECTS BY STATUS

All financial figures are in thousands of dollars. The Project Status column shows which projects are Active or Project Execution, Future Planned, or Pending Closeout. Projects that have been reclassified to a different number, closed, or canceled are not shown in this list; a list of Closed projects can be found in Section 2.2.

WASTEWATER CIP PROJECTS: ACTIVE AND IN EXECUTION, RANKED BY 5-YEAR CIP TOTAL

Financial figures are in thousands of dollars (\$1,000s)

Score Note: * Denotes a CIP project that is from a program. For projects with no score, see appendices for PM Scores.

CIP Number	Title	Project Status	Year Added	Lifetime Actual Thru FY 25	FY 26	FY 27	FY 28	FY 29	FY 30	FY 31	FY 27-31 CIP Total	% of 5-Year total	FY 32 & Beyond	Project Total	RC Score
232002	Conner Creek Pump Station Improvements	Project Execution - Construction	2016	\$26,672	\$6,068	\$24,217	\$41,766	\$48,926	\$50,176	\$41,608	\$206,692	16.30%	\$108,667	\$348,099	94.1
211007	WRRF PS #2 Bar Racks Replacements and Grit Collection System Improvements	Project Execution - Construction	2016	\$14,314	\$34,462	\$40,570	\$48,175	\$47,361	\$31,679	\$25,805	\$193,592	15.26%	\$0	\$242,367	75.7
212008	WRRF Aeration Improvements 1 and 2	Project Execution - Construction	2017	\$19,265	\$11,664	\$24,110	\$26,920	\$35,065	\$35,065	\$35,065	\$156,225	12.32%	\$26,035	\$213,189	76.3
232005	Freud Pump Station Improvements	Project Execution - Construction	2024	\$13,180	\$37,860	\$49,475	\$37,383	\$12,274	\$558	\$0	\$99,691	7.86%	\$0	\$150,731	N/A
216008	Rehabilitation of Screened Final Effluent (SFE) Pump Station	Project Execution - Construction	2018	\$8,802	\$11,950	\$31,700	\$35,478	\$18,675	\$0	\$0	\$85,853	6.77%	\$0	\$106,605	63.2
270004	Oakwood and Leib CSO Facilities Improvement Project	Project Execution - Design	2020	\$6,458	\$2,288	\$5,585	\$14,362	\$15,367	\$14,151	\$9,502	\$58,967	4.65%	\$5,375	\$73,088	79.4
273001	Hubbell Southfield CSO Facility Improvements	Project Execution - Design	2021	\$5,261	\$1,294	\$2,886	\$8,153	\$15,278	\$15,266	\$11,213	\$52,796	4.16%	\$7,993	\$67,345	75.7
211006	WRRF PS No. 1 Improvements	Project Execution - Construction	2016	\$43,354	\$27,665	\$9,849	\$8,716	\$8,640	\$8,630	\$7,293	\$43,128	3.40%	\$0	\$114,147	78.6
260210*	Rehabilitation of GLWA Sewers; Ashland Relief, Linwood, Lonyo, Second Avenue, and Shiawassee	Project Execution - Design	2022	\$2,178	\$211	\$6,780	\$23,844	\$12,062	\$210	\$0	\$42,896	3.38%	\$0	\$45,285	59.6
222001	Oakwood District Intercommunity Relief Sewer Modification at Oakwood District	Project Execution - Construction	2014	\$15,306	\$34,442	\$21,082	\$13,803	\$3,431	\$0	\$0	\$38,316	3.02%	\$0	\$88,065	62.7
261001*	WRRF Rehabilitation of the Secondary Clarifiers Phase 1	Active - Procurement - Design	2017	\$249	\$648	\$3,534	\$10,503	\$12,057	\$6,666	\$1,686	\$34,446	2.72%	\$0	\$35,342	72

CIP Number	Title	Project Status	Year Added	Lifetime Actual Thru FY 25	FY 26	FY 27	FY 28	FY 29	FY 30	FY 31	FY 27-31 CIP Total	% of 5-Year total	FY 32 & Beyond	Project Total	RC Score
213009	WRRF Biosolids Processing Improvements	Project Execution - Design	2021	\$539	\$1,355	\$1,078	\$3,489	\$3,480	\$3,480	\$10,977	\$22,504	1.77%	\$920,145	\$944,543	79.6
211005	WRRF PS No. 2 Improvements Phase II	Project Execution - Construction	2014	\$1,607	\$275	\$1,592	\$5,899	\$6,539	\$4,417	\$3,806	\$22,254	1.75%	\$67,387	\$91,523	77.4
270006	CSO Facilities Improvements II	Project Execution - Design	2021	\$3,181	\$649	\$11,404	\$9,156	\$0	\$0	\$0	\$20,560	1.62%	\$0	\$24,390	61
270001	Pilot CSO Netting Facility	Active - Procurement - Negotiation Phase - Design	2019	\$99	\$873	\$1,126	\$1,110	\$1,155	\$5,968	\$10,816	\$20,175	1.59%	\$16,892	\$38,039	89.6
213006	WRRF Improvements to Sludge Feed Pumps at Dewatering Facilities	Project Execution - Design	2016	\$3,696	\$582	\$2,888	\$8,892	\$5,546	\$0	\$0	\$17,326	1.37%	\$0	\$21,604	76.6
270007	Disinfection System Improvements at Baby Creek, Belle Isle, and Puritan Fenkell CSO Facilities	Active - Procurement - Design	2021	\$95	\$850	\$1,203	\$2,797	\$5,845	\$4,315	\$1,491	\$15,651	1.23%	\$13	\$16,610	57
260206*	Conveyance System Repairs (Sewers)	Project Execution - Construction	2020	\$10,754	\$833	\$7,476	\$4,079	\$404	\$0	\$0	\$11,959	0.94%	\$0	\$23,545	57.6
260510*	Conveyance System Repairs (Outfalls)	Project Execution - Construction	2020	\$11,093	\$3,628	\$4	\$5,632	\$5,617	\$0	\$0	\$11,253	0.89%	\$0	\$25,975	73.8
260204*	Conveyance System Engineering Services-1802575	Project Execution - Construction	2013	\$38,628	\$5,487	\$11,217	\$0	\$0	\$0	\$0	\$11,217	0.88%	\$0	\$55,332	78.3
216006	Assessment and Rehabilitation of WRRF yard piping and underground utilities	Project Execution - Construction	2017	\$22,473	\$7,079	\$4,869	\$1,796	\$1,791	\$0	\$0	\$8,456	0.67%	\$0	\$38,009	79
222002	Detroit River Interceptor (DRI) Evaluation and Rehabilitation	Project Execution - Construction	2016	\$77,029	\$8,886	\$5,371	\$164	\$163	\$163	\$2,213	\$8,073	0.64%	\$19,714	\$113,702	66.4
260904*	WRRF 3rd Floor Renovation	Project Execution - Design	2022	\$196	\$2,602	\$5,058	\$2,564	\$0	\$0	\$0	\$7,621	0.60%	\$0	\$10,420	40.5
270010	HVAC Improvements at Puritan Fenkell and Seven Mile CSO Facilities	Project Execution - Design	2021	\$30	\$452	\$1,814	\$2,118	\$2,167	\$101	\$0	\$6,200	0.49%	\$0	\$6,682	57.8
211011	PS 1 Rack and Grit HVAC System Upgrade	Project Execution - Construction	2019	\$4,869	\$882	\$113	\$33	\$1,848	\$1,848	\$1,848	\$5,691	0.45%	\$296,084	\$307,526	77.5
260211*	Emergency and Urgent Sewer Repair II	Project Execution - Construction	2023	\$6	\$2,436	\$2,593	\$1,030	\$0	\$0	\$0	\$3,624	0.29%	\$0	\$6,066	60.2
216011	WRRF Structural Improvements	Project Execution - Construction	2020	\$9,551	\$3,513	\$2,007	\$99	\$0	\$0	\$0	\$2,106	0.17%	\$0	\$15,170	64.4
260624*	CSO Baby Creek Chemical Storage Tanks Replacement (TOES / Emergency)	Project Execution - Construction	2024	\$1,420	\$3,806	\$1,162	\$0	\$0	\$0	\$0	\$1,162	0.09%	\$0	\$6,388	N/A
260619*	Control System Upgrade - St Aubin, Lieb & Mile	Project Execution - Construction	2017	\$5,582	\$1,883	\$830	\$0	\$0	\$0	\$0	\$830	0.07%	\$0	\$8,295	95.1
270009	Site Improvements at St. Aubin, Belle Isle, and Baby Creek CSO Facilities	Active - Pre-Procurement - Design	2021	\$8	\$8	\$15	\$78	\$76	\$25	\$401	\$595	0.05%	\$791	\$1,401	54.6

CIP Number	Title	Project Status	Year Added	Lifetime Actual Thru FY 25	FY 26	FY 27	FY 28	FY 29	FY 30	FY 31	FY 27-31 CIP Total	% of 5-Year total	FY 32 & Beyond	Project Total	RC Score
260802*	2022 WRRF Roof Improvements Project	Project Execution - Construction	2022	\$3,992	\$519	\$14	\$0	\$0	\$0	\$0	\$14	0.00%	\$0	\$4,525	77.9
260905*	WRRF Plumbing Shop Renovation - 260905	Project Execution - Construction	2022	\$2,417	\$410	\$7	\$0	\$0	\$0	\$0	\$7	0.00%	\$0	\$2,834	N/A
211002	WRRF PS No. 2 Pumping Improvements - Phase 1	Project Execution - Construction	2003	\$3,434	\$310	\$0	\$0	\$0	\$0	\$0	\$0	0%	\$0	\$3,744	N/A
211008	WRRF Rehabilitation of Ferric Chloride Feed System in PS-1 and Complex B Sludge Lines	Project Execution - Construction	2017	\$12,871	\$189	\$0	\$0	\$0	\$0	\$0	\$0	0%	\$0	\$13,060	78.3
213007	WRRF Modification to Incinerator Sludge Feed Systems at Complex -II	Project Execution - Construction	2016	\$23,783	\$1,887	\$0	\$0	\$0	\$0	\$0	\$0	0%	\$0	\$25,670	96.2
222008	North Interceptor East Arm (NIEA) 7 Mile Road Diversion Structure	Project Execution - Construction	2022	\$2,250	\$2,300	\$0	\$0	\$0	\$0	\$0	\$0	0%	\$0	\$4,550	63.9
260201*	CON-149, Emergency Sewer Repair	Project Execution - Pending Closeout	2013	\$38,769	\$12	\$0	\$0	\$0	\$0	\$0	\$0	0%	\$0	\$38,782	76.9
260205*	NWI Rehabilitation	Project Execution - Pending Closeout	2021	\$6,577	\$2,538	\$0	\$0	\$0	\$0	\$0	\$0	0%	\$0	\$9,114	60.3
260207*	Rehabilitation of Woodward Sewer Systems	Project Execution - Construction	2021	\$19,593	\$2,876	\$0	\$0	\$0	\$0	\$0	\$0	0%	\$0	\$22,468	76.8
260209*	Sewer Rehabilitation and Repair	Project Execution - Construction	2021	\$7,863	\$11,707	\$0	\$0	\$0	\$0	\$0	\$0	0%	\$0	\$19,570	61.3
260614*	Structural Inspection & Structural Improvements	Project Execution - Construction	2017	\$14,976	\$3,893	\$0	\$0	\$0	\$0	\$0	\$0	0%	\$0	\$18,869	53.4
260701*	Conveyance System Infrastructure Improvements	Project Execution - Construction	2021	\$46,531	\$11,922	\$0	\$0	\$0	\$0	\$0	\$0	0%	\$0	\$58,453	60.1
260903*	WRRF Front Entrance Rehabilitation	Project Execution - Construction	2021	\$4,554	\$4,622	\$0	\$0	\$0	\$0	\$0	\$0	0%	\$0	\$9,176	52.4
270003	Long Term CSO Control Plan	Project Execution - Pending Closeout	2019	\$8,171	\$0	\$0	\$0	\$0	\$0	\$0	\$0	0%	\$0	\$8,171	88
277001	Baby Creek Outfall Improvements Project	Project Execution - Construction	2019	\$12,284	\$2,638	\$0	\$0	\$0	\$0	\$0	\$0	0%	\$0	\$14,922	80.1

WASTEWATER CIP PROJECTS: FUTURE PLANNED, RANKED BY
PRIORITIZATION SCORE

Financial figures are in thousands of dollars (\$1,000s)

Score Note: * Denotes a CIP project that is from a program. For projects with no score, see appendices for PM Scores.

CIP Number	Title	Project Status	Year Added	Lifetime Actual Thru FY 25	FY 26	FY 27	FY 28	FY 29	FY 30	FY 31	FY 27-31 CIP Total	% of 5-Year total	FY 32 & Beyond	Project Total	RC Score
211010	Rehabilitation of Sludge Processing Complexes A and B	Future Planned - Within Five Year Plan	2019	\$94	\$0	\$0	\$1,689	\$764	\$2,320	\$3,076	\$7,849	0.62%	\$6,160	\$14,104	89.7
212010	WRRF Conversion of Disinfection of all Flow to Sodium Hypochlorite and Sodium Bisulfite	Future Planned - Within Five Year Plan	2019	\$0	\$0	\$0	\$0	\$441	\$441	\$179	\$1,061	0.08%	\$5,170	\$6,232	89.7
270002	Meldrum Sewer Diversion and VR-15 Improvements	Future Planned - Within Five Year Plan	2019	\$3	\$65	\$861	\$1,246	\$2,398	\$2,398	\$2,398	\$9,301	0.73%	\$7	\$9,375	88.7
233003	Rouge River In-system Storage Devices	Future Planned - Ten Year CIP	2019	\$0	\$0	\$0	\$0	\$0	\$0	\$0	\$0	0%	\$81,336	\$81,336	88.2
211009	WRRF Rehabilitation of the Circular Primary Clarifier Scum Removal System	Future Planned - Within Five Year Plan	2017	\$643	\$3	\$215	\$1,332	\$380	\$5,618	\$5,618	\$13,164	1.04%	\$9,421	\$23,230	76.6
212009	WRRF Aeration Improvements 3 and 4	Future Planned - Ten Year CIP	2019	\$0	\$0	\$0	\$0	\$0	\$0	\$0	\$0	0%	\$271,545	\$271,545	76.3
270008	Flushing System Improvements at Conner Creek and St. Aubin CSO Facilities	Future Planned - Within Five Year Plan	2021	\$0	\$0	\$59	\$324	\$324	\$162	\$1,199	\$2,069	0.16%	\$5,001	\$7,070	74.4
277002	Baby Creek CSO Facility Influent Flushing System	Future Planned - Ten Year CIP	2021	\$0	\$0	\$0	\$0	\$0	\$0	\$0	\$0	0%	\$745	\$745	72.3
270014	Conversion to Complete Capture Basin at Puritan Fenkell and Seven Mile CSO Facilities	Future Planned - Within Five Year Plan	2021	\$0	\$0	\$0	\$39	\$205	\$205	\$101	\$551	0.04%	\$3,931	\$4,482	72
270011	HVAC Improvements at Conner Creek and Belle Isle CSO Facilities	Future Planned - Within Five Year Plan	2021	\$0	\$0	\$0	\$0	\$0	\$0	\$72	\$72	0.01%	\$5,732	\$5,804	70.5
260702*	Pump Station Assets Updates	Future Planned - Within Five Year Plan	2022	\$0	\$0	\$0	\$0	\$0	\$0	\$0	\$0	0%	\$0	\$0	59.6
213008	WRRF Rehabilitation of the Ash Handling Systems	Future Planned - Within Five Year Plan	2017	\$166	\$300	\$545	\$315	\$33	\$1,589	\$1,589	\$4,071	0.32%	\$2,651	\$7,189	59.5
260803*	WRRF Roof Improvements - Phase II	Future Planned - Within Five Year Plan	2025	\$0	\$134	\$339	\$1,531	\$1,527	\$0	\$0	\$3,398	0.27%	\$0	\$3,532	59.5

CIP Number	Title	Project Status	Year Added	Lifetime Actual Thru FY 25	FY 26	FY 27	FY 28	FY 29	FY 30	FY 31	FY 27-31 CIP Total	% of 5-Year total	FY 32 & Beyond	Project Total	RC Score
270012	Control System Upgrades at Conner Creek, Oakwood, and Puritan Fenkell CSO Facilities	Future Planned - Within Five Year Plan	2021	\$0	\$0	\$65	\$337	\$329	\$48	\$325	\$1,105	0.09%	\$570	\$1,675	59
270013	Facility Improvements at Puritan Fenkell and Seven Mile CSO Facilities	Future Planned - Within Five Year Plan	2021	\$0	\$0	\$0	\$18	\$91	\$57	\$296	\$462	0.04%	\$440	\$902	56.8
273002	CSO Hubbell Southfield VR-8 Gate Improvements	Future Planned - Within Five Year Plan	2021	\$0	\$0	\$20	\$101	\$98	\$113	\$585	\$916	0.07%	\$870	\$1,786	50.2
216013	WRRF Utility Power Replacement	Future Planned - Within Five Year Plan	2026	\$0	\$1,244	\$3,793	\$3,803	\$1,891	\$0	\$0	\$9,487	0.75%	\$0	\$10,731	N/A
260200	Sewer and Interceptor Rehabilitation Program	Future Planned - Ten Year CIP	2013	\$0	\$0	\$0	\$0	\$0	\$0	\$0	\$0	0%	\$81,500	\$81,500	N/A
260500	CSO Outfall Rehabilitation	Future Planned - Ten Year CIP	2017	\$0	\$0	\$0	\$0	\$0	\$0	\$0	\$0	0%	\$0	\$0	N/A
260600	CSO Facilities Improvement Program	Future Planned - Ten Year CIP	2017	\$0	\$0	\$0	\$0	\$0	\$0	\$0	\$0	0%	\$0	\$0	N/A
260700	Sewer System Infrastructure Improvements and Pumping Stations	Future Planned - Ten Year CIP	2017	\$0	\$0	\$0	\$0	\$0	\$0	\$0	\$0	0%	\$0	\$0	N/A
260800	WRRF Roof Replacement for Multiple Facilities Program	Future Planned - Within Five Year Plan	2018	\$0	\$0	\$115	\$2,168	\$2,162	\$15	\$515	\$4,973	0.39%	\$9,888	\$14,862	N/A
260900	WRRF Facility Optimization Program	Future Planned - Within Five Year Plan	2021	\$0	\$0	\$0	\$0	\$0	\$0	\$0	\$0	0%	\$85,850	\$85,850	N/A
261000	WRRF Rehabilitation of the Secondary Clarifiers	Future Planned - Ten Year CIP	2017	\$0	\$0	\$0	\$0	\$0	\$0	\$0	\$0	0%	\$39,337	\$39,337	N/A

WASTEWATER CIP PROJECT TOTALS

Financial figures are in thousands of dollars (\$1,000s)

Status	Lifetime Actual Thru FY 25	FY 26	FY 27	FY 28	FY 29	FY 30	FY 31	FY 27-31 CIP Total	% of 5-Year total	FY 32 & Beyond	Project Total
Active Wastewater Projects Total	\$450	\$2,379	\$5,878	\$14,487	\$19,134	\$16,974	\$14,393	\$70,866	5.59%	\$17,696	\$91,392
Future Planned Wastewater Projects Total	\$906	\$1,745	\$6,012	\$12,905	\$10,643	\$12,967	\$15,953	\$58,481	4.61%	\$610,154	\$671,287
Pending Closeout Wastewater Projects Total	\$53,517	\$2,550	\$0	\$0	\$0	\$0	\$0	\$0	0%	\$0	\$56,067
Project Execution	\$499,993	\$255,522	\$275,752	\$303,552	\$244,634	\$165,745	\$149,332	\$1,139,014	89.80%	\$1,451,399	\$3,345,929
Total	\$554,866	\$262,197	\$287,641	\$330,945	\$274,411	\$195,686	\$179,678	\$1,268,361	100%	\$2,079,250	\$4,164,674

3.6. TEN-YEAR WATER OUTLOOK

This section presents 10-year outlooks for CIP projects. These 10-year outlooks rely heavily on input from long-term needs assessments, master plans, and condition assessment documents. The planning horizon for these outlooks extends from FY27 through FY36.

Only project-level data will be provided in these outlooks. These are subject to change and are based on the best available data at the time of compiling this report. The primary source of longer-term projects used for the 10-Year Water Outlook is the 2015 Water Master Plan. In addition, it is anticipated that most programs will continue into the 10-year horizon. The project-level data can be seen in the following table. The table is followed by a graphical representation of this summary.

WATER 10-YEAR OUTLOOK PROJECTS

Financial figures are in thousands of dollars (\$1,000s)

CIP Number	Title	Lifetime Planned Spend	FY 26	FY 27	FY 28	FY 29	FY 30	FY 31	FY 32	FY 33	FY 34	FY 35	FY 36	Total FY 27-31	Total FY 32-36	Total FY 27-36
111001	Lake Huron WTP, Low-Lift, High Lift and Filter Backwash Pumping System Improvements	\$144,107	\$1,490	\$1,318	\$16,217	\$24,066	\$29,672	\$26,194	\$21,448	\$15,800	\$1,301	\$0	\$0	\$97,468	\$38,549	\$136,017
111006	Lake Huron WTP, Filter Instrumentation and Raw Water Flow Metering Improvements	\$85,149	\$8,526	\$15,371	\$23,523	\$21,070	\$10,220	\$0	\$0	\$0	\$0	\$0	\$0	\$70,184	\$0	\$70,184
111009	Lake Huron WTP - High Lift Pumping, Water Production Flow Metering and Yard Piping Improvements	\$33,169	\$13,455	\$3,621	\$0	\$0	\$0	\$0	\$0	\$0	\$0	\$0	\$0	\$3,621	\$0	\$3,621
111010	Lake Huron WTP Filtration Improvement	\$58,639	\$0	\$0	\$0	\$1,214	\$1,217	\$1,188	\$11,472	\$16,316	\$15,970	\$11,099	\$162	\$3,619	\$55,019	\$58,639
111012	LHWTP-Flocculation Improvements	\$71,736	\$3,343	\$4,743	\$18,851	\$23,700	\$16,586	\$2,325	\$206	\$0	\$0	\$0	\$0	\$66,204	\$206	\$66,410
111013	Lake Huron Water Treatment Plant Fireloop and Plant Water Improvements	\$10,055	\$0	\$0	\$0	\$0	\$0	\$0	\$713	\$2,504	\$3,878	\$2,949	\$7	\$0	\$10,051	\$10,051
112003	Northeast Water Treatment Plant High-Lift Pumping Station Improvements	\$171,676	\$0	\$0	\$0	\$0	\$0	\$0	\$2,808	\$2,800	\$9,080	\$9,685	\$15,748	\$0	\$40,120	\$40,120
112006	Northeast Water Treatment Plant Flocculator Replacements	\$15,047	\$4,279	\$3,494	\$0	\$0	\$0	\$0	\$0	\$0	\$0	\$0	\$0	\$3,494	\$0	\$3,494
112007	NEWTP-Structural Repairs	\$7,243	\$2,637	\$3,728	\$628	\$0	\$0	\$0	\$0	\$0	\$0	\$0	\$0	\$4,355	\$0	\$4,355
112008	Northeast Water Treatment Plant Filter Replacement	\$140,586	\$6,129	\$22,129	\$42,244	\$42,129	\$27,689	\$0	\$0	\$0	\$0	\$0	\$0	\$134,190	\$0	\$134,190
112009	Northeast Sedimentation Basins Sludge Processing Facility	\$9,529	\$30	\$6,013	\$3,048	\$0	\$0	\$0	\$0	\$0	\$0	\$0	\$0	\$9,060	\$0	\$9,060
113003	Southwest Water Treatment Plant Low- and High lift Pumping station Improvements	\$162,110	\$0	\$0	\$0	\$0	\$0	\$0	\$1,892	\$1,887	\$17,919	\$23,547	\$29,452	\$0	\$74,696	\$74,696
113007	Southwest Water Treatment Plant Architectural and Building Mechanical Improvements	\$8,641	\$0	\$0	\$0	\$0	\$0	\$0	\$0	\$0	\$350	\$27	\$27	\$0	\$404	\$404
113009	SW Flight and Chain Upgrades	\$5,105	\$1,046	\$0	\$0	\$0	\$0	\$0	\$0	\$0	\$0	\$0	\$0	\$0	\$0	\$0
113010	Southwest Water Treatment Plant Flocculation Improvements	\$32,210	\$544	\$1,069	\$2,929	\$8,059	\$10,311	\$7,750	\$1,514	\$0	\$0	\$0	\$0	\$30,117	\$1,514	\$31,631
114002	Springwells Water Treatment Plant, Low-Lift and High-Lift Pumping Station Improvements	\$257,423	\$12,558	\$10,162	\$9,640	\$22,471	\$16,875	\$5,770	\$13,090	\$19,539	\$22,267	\$20,182	\$14,160	\$64,917	\$89,238	\$154,155

CIP Number	Title	Lifetime Planned Spend	FY 26	FY 27	FY 28	FY 29	FY 30	FY 31	FY 32	FY 33	FY 34	FY 35	FY 36	Total FY 27-31	Total FY 32-36	Total FY 27-36
114005	Springwells WTP, Administration Building Improvements & Underground Fire Protection Loop	\$7,138	\$0	\$0	\$0	\$0	\$0	\$0	\$1,733	\$2,357	\$1,727	\$0	\$0	\$0	\$5,818	\$5,818
114010	Springwells Water Treatment Plant, Yard Piping and High-Lift Header Improvements	\$218,615	\$0	\$0	\$0	\$0	\$0	\$0	\$9,777	\$12,157	\$25,282	\$36,493	\$40,899	\$0	\$124,607	\$124,607
114017	Springwells Water Treatment Plant Flocculator Drive Replacements	\$28,486	\$6,070	\$5,428	\$1,783	\$0	\$0	\$0	\$0	\$0	\$0	\$0	\$0	\$7,211	\$0	\$7,211
114018	Springwells WTP - Service Building Electrical Substation and Miscellaneous Improvements	\$2,341	\$0	\$0	\$133	\$1,791	\$416	\$0	\$0	\$0	\$0	\$0	\$0	\$2,341	\$0	\$2,341
114019	Springwell Sedimentation Basins Sludge Processing Facility	\$8,080	\$0	\$5,362	\$2,718	\$0	\$0	\$0	\$0	\$0	\$0	\$0	\$0	\$8,080	\$0	\$8,080
115001	Water Works Park Water Treatment Plant Yard Piping, Valves and Venturi Meters Replacement	\$56,073	\$5,483	\$0	\$0	\$0	\$0	\$0	\$0	\$0	\$0	\$0	\$0	\$0	\$0	\$0
115005	WWP WTP Building Ventilation Improvements	\$17,592	\$1,778	\$0	\$0	\$0	\$0	\$0	\$0	\$0	\$0	\$0	\$0	\$0	\$0	\$0
115006	Water Works Park Site/Civil Improvements	\$5,896	\$0	\$0	\$0	\$0	\$0	\$381	\$1,658	\$2,214	\$1,643	\$0	\$0	\$381	\$5,515	\$5,896
115007	Water Works Park High Lift Pumping Station Modernization	\$115,090	\$0	\$0	\$0	\$0	\$0	\$0	\$693	\$974	\$1,817	\$10,654	\$26,147	\$0	\$40,285	\$40,285
115009	Water Works Park Sedimentation Basins Structural Upgrades	\$16,846	\$0	\$0	\$1,416	\$5,077	\$6,663	\$3,690	\$0	\$0	\$0	\$0	\$0	\$16,846	\$0	\$16,846
116002	Pennsylvania and Springwells Raw Water Supply Tunnel Improvements	\$108,048	\$17,023	\$0	\$0	\$0	\$0	\$0	\$0	\$0	\$0	\$0	\$0	\$0	\$0	\$0
116006	Belle Isle Intake System Rehabilitation and Improvements	\$2,735	\$0	\$1,117	\$1,617	\$0	\$0	\$0	\$0	\$0	\$0	\$0	\$0	\$2,735	\$0	\$2,735
116101	Design/Inspection of Raw Water Tunnels	\$4,242	\$0	\$2,117	\$2,125	\$0	\$0	\$0	\$0	\$0	\$0	\$0	\$0	\$4,242	\$0	\$4,242
122004	96-inch Water Transmission Main Relocation and Isolation Valve Installations	\$287,285	\$30,999	\$65,261	\$63,765	\$3,383	\$0	\$0	\$0	\$0	\$0	\$0	\$0	\$132,409	\$0	\$132,409
122007	Merriman Road Water Transmission Main Loop	\$27,410	\$167	\$2,243	\$2,128	\$725	\$725	\$717	\$3,169	\$4,435	\$5,132	\$4,433	\$3,211	\$6,537	\$20,380	\$26,918
122016	Downriver Transmission Main Loop	\$61,317	\$3,482	\$38,364	\$14,223	\$109	\$0	\$378	\$379	\$378	\$190	\$0	\$0	\$53,075	\$947	\$54,022
122019	Jefferson Main Replacement Project	\$43,136	\$0	\$0	\$0	\$0	\$0	\$0	\$20,953	\$20,809	\$0	\$0	\$0	\$0	\$41,762	\$41,762
122020	Concord and Nevada Flow Control Valves	\$8,594	\$677	\$3,951	\$3,965	\$0	\$0	\$0	\$0	\$0	\$0	\$0	\$0	\$7,916	\$0	\$7,916
122021	Grosse Pointe Woods - HW: Harper Woods 24" Main	\$18,077	\$713	\$8,667	\$8,698	\$0	\$0	\$0	\$0	\$0	\$0	\$0	\$0	\$17,364	\$0	\$17,364
122023	Adams Road Transmission Main	\$10,110	\$715	\$4,690	\$4,706	\$0	\$0	\$0	\$0	\$0	\$0	\$0	\$0	\$9,395	\$0	\$9,395
122024	Central Post Beard Transmission Main Renewal	\$25,250	\$0	\$12,446	\$12,804	\$0	\$0	\$0	\$0	\$0	\$0	\$0	\$0	\$25,250	\$0	\$25,250
122025	Morang Transmission Main Replacement	\$9,090	\$0	\$0	\$0	\$0	\$0	\$0	\$8,780	\$310	\$0	\$0	\$0	\$0	\$9,090	\$9,090
132010	West Service Center Pumping Station - Reservoir, Reservoir Pumping, and Division Valve Upgrades	\$47,434	\$515	\$0	\$0	\$0	\$0	\$0	\$0	\$0	\$0	\$0	\$0	\$0	\$0	\$0
132012	Ypsilanti Booster Pumping Station Improvements	\$42,756	\$0	\$0	\$0	\$0	\$0	\$0	\$701	\$836	\$7,301	\$16,545	\$13,381	\$0	\$38,762	\$38,762
132014	Adams Road Pumping Station Improvements	\$61,759	\$0	\$0	\$0	\$1,261	\$1,261	\$1,261	\$6,606	\$13,026	\$15,206	\$13,639	\$9,417	\$3,782	\$57,894	\$61,675
132015	Newburgh Road Booster Pumping Station Improvements	\$75,830	\$1,079	\$16,275	\$29,775	\$23,108	\$3,111	\$0	\$0	\$0	\$0	\$0	\$0	\$72,269	\$0	\$72,269
132016	North Service Center Pumping Station Improvements	\$260,317	\$1,394	\$16,778	\$28,465	\$32,091	\$25,788	\$9,546	\$29,347	\$41,262	\$39,839	\$27,852	\$1,410	\$112,669	\$139,711	\$252,379
132018	Schoolcraft Pumping Station Improvements	\$24,691	\$0	\$0	\$0	\$0	\$0	\$0	\$0	\$0	\$2	\$706	\$2,998	\$0	\$3,706	\$3,706
132019	Wick Road Pumping Station Improvements	\$24,780	\$0	\$0	\$0	\$0	\$0	\$0	\$2,255	\$2,249	\$1,191	\$9,974	\$9,055	\$0	\$24,723	\$24,723
132020	Franklin Pumping Station Improvements	\$60,918	\$0	\$0	\$0	\$0	\$714	\$510	\$12,245	\$27,087	\$20,268	\$0	\$0	\$1,225	\$59,600	\$60,825
132021	Imlay Pumping Station Improvements	\$137,968	\$1,131	\$93	\$93	\$93	\$93	\$93	\$9,307	\$18,105	\$18,105	\$18,105	\$18,155	\$465	\$81,778	\$82,244
132022	Joy Road Pumping Station Improvements	\$39,857	\$0	\$0	\$0	\$0	\$244	\$1,010	\$3,752	\$9,960	\$12,686	\$9,667	\$2,467	\$1,254	\$38,532	\$39,786
170300	Water Treatment Plant Automation Program	\$23,317	\$0	\$0	\$0	\$3,029	\$3,029	\$38	\$3,187	\$3,178	\$3,178	\$3,178	\$3,187	\$6,096	\$15,907	\$22,003

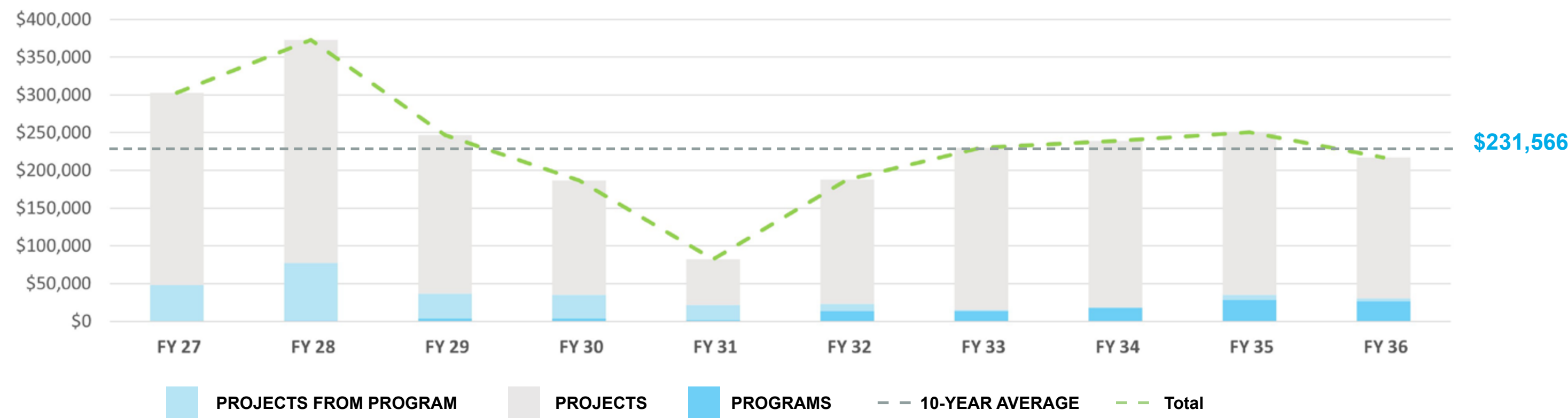
CIP Number	Title	Lifetime Planned Spend	FY 26	FY 27	FY 28	FY 29	FY 30	FY 31	FY 32	FY 33	FY 34	FY 35	FY 36	Total FY 27-31	Total FY 32-36	Total FY 27-36
170302	SW SCADA System Upgrade	\$8,062	\$324	\$0	\$0	\$0	\$0	\$0	\$0	\$0	\$0	\$0	\$0	\$0	\$0	\$0
170305	WWP SCADA Network Upgrade	\$7,542	\$0	\$0	\$0	\$4,966	\$2,576	\$0	\$0	\$0	\$0	\$0	\$0	\$7,542	\$0	\$7,542
170306	SPW SCADA PLC Network Upgrade	\$7,872	\$3,497	\$4,366	\$9	\$0	\$0	\$0	\$0	\$0	\$0	\$0	\$0	\$4,375	\$0	\$4,375
170400	Water Transmission Improvement Program	\$32,175	\$0	\$0	\$0	\$0	\$0	\$0	\$583	\$602	\$2,858	\$13,755	\$13,793	\$0	\$31,590	\$31,590
170500	Transmission System Valve Rehabilitation and Replacement Program	\$44,296	\$0	\$0	\$0	\$0	\$0	\$0	\$3,425	\$3,670	\$3,670	\$3,670	\$3,680	\$0	\$18,114	\$18,114
170504	Transmission Mains Valves and Urgent Repairs Contract 1	\$18,602	\$6,581	\$2,050	\$0	\$0	\$0	\$0	\$0	\$0	\$0	\$0	\$0	\$2,050	\$0	\$2,050
170506	Water Transmission, Valve, Emergency and Other Urgent Repairs	\$15,165	\$2,985	\$4,509	\$3,947	\$2,725	\$209	\$0	\$0	\$0	\$0	\$0	\$0	\$11,390	\$0	\$11,390
170507	Water Transmission, Valve, Emergency and Other Urgent Repairs Contract 2	\$15,150	\$0	\$1,666	\$3,033	\$3,850	\$3,554	\$2,506	\$542	\$0	\$0	\$0	\$0	\$14,608	\$542	\$15,150
170600	Linear System Integrity Program	\$0	\$0	\$0	\$0	\$0	\$0	\$0	\$0	\$0	\$0	\$0	\$0	\$0	\$0	\$0
170601	Linear System Integrity Program - Contract 1	\$20,438	\$6,339	\$45	\$23	\$23	\$23	\$23	\$23	\$521	\$521	\$6,580	\$3,714	\$137	\$11,359	\$11,496
170602	36-inch 24 Mile Road Transmission Main Condition Assessment	\$20,974	\$649	\$0	\$0	\$0	\$0	\$0	\$0	\$0	\$0	\$0	\$0	\$0	\$0	\$0
170603	84"/72" Transmission Main Condition Assessment	\$7,077	\$976	\$6,101	\$0	\$0	\$0	\$0	\$0	\$0	\$0	\$0	\$0	\$6,101	\$0	\$6,101
170604	96-inch Transmission Main Condition Assessment	\$17,132	\$0	\$0	\$8,540	\$53	\$8,540	\$0	\$0	\$0	\$0	\$0	\$0	\$17,132	\$0	\$17,132
170605	42-inch Squirrel, Auburn Hills Condition Assessment	\$5,618	\$0	\$0	\$0	\$0	\$217	\$5,401	\$0	\$0	\$0	\$0	\$0	\$5,618	\$0	\$5,618
170606	120-inch Pipeline Renewals	\$30,825	\$283	\$378	\$30,165	\$0	\$0	\$0	\$0	\$0	\$0	\$0	\$0	\$30,543	\$0	\$30,543
170607	42-inch Tyler-North, Van Buren Twp Condition Assessment	\$8,654	\$2,265	\$2,684	\$3,704	\$0	\$0	\$0	\$0	\$0	\$0	\$0	\$0	\$6,388	\$0	\$6,388
170608	14 Mile Road Emergency Response & Condition Assessment	\$17,372	\$17,372	\$0	\$0	\$0	\$0	\$0	\$0	\$0	\$0	\$0	\$0	\$0	\$0	\$0
170609	Pipe Group 394, 42-inch, Marquette, Garden City Condition Assessment	\$2,727	\$337	\$809	\$1,581	\$0	\$0	\$0	\$0	\$0	\$0	\$0	\$0	\$2,390	\$0	\$2,390
170700	Transmission Pump Station Mechanical/Structural/Architectural Improvements Program	\$10,000	\$0	\$0	\$0	\$0	\$0	\$999	\$1,002	\$999	\$999	\$999	\$1,002	\$999	\$5,001	\$6,001
170800	System-Wide Finished Water Reservoir Inspection, Design and Rehabilitation	\$0	\$0	\$0	\$0	\$0	\$0	\$0	\$0	\$0	\$0	\$0	\$0	\$0	\$0	\$0
170802	Reservoir Inspection, Design, and Construction Management Services Phase II	\$80,682	\$12,828	\$14,474	\$12,908	\$9,725	\$4,108	\$0	\$0	\$0	\$0	\$0	\$0	\$41,215	\$0	\$41,215
170803	Reservoir Inspection, Design, and Construction Management Services Phase III	\$52,679	\$17	\$2,712	\$7,932	\$10,807	\$12,461	\$10,807	\$7,932	\$0	\$0	\$0	\$0	\$44,720	\$7,932	\$52,652
170900	Suburban Water Meter Pit Rehabilitation and Meter Replacement	\$46,601	\$0	\$518	\$1,018	\$518	\$518	\$518	\$3,634	\$3,624	\$3,624	\$3,624	\$3,634	\$3,089	\$18,138	\$21,226
170904	Wholesale Water Meterpit Rehabilitation and Meter Upgrade - Phase II	\$15,859	\$4,017	\$4,241	\$3,030	\$710	\$0	\$0	\$0	\$0	\$0	\$0	\$0	\$7,981	\$0	\$7,981
170906	Repurpose abandoned meter pits	\$2,520	\$0	\$1,258	\$1,262	\$0	\$0	\$0	\$0	\$0	\$0	\$0	\$0	\$2,520	\$0	\$2,520
170907	GLWA New Water Master Meter FL-01 Vault Upgrade and Rightsizing	\$2,520	\$0	\$2,520	\$0	\$0	\$0	\$0	\$0	\$0	\$0	\$0	\$0	\$2,520	\$0	\$2,520
171500	Roof Replacement at WWP, SP, LH, NE, SW, NSC, Orion, Franklin, and Conner Creek Facilities	\$15,948	\$0	\$0	\$0	\$0	\$0	\$34	\$1,648	\$1,735	\$3,213	\$3,210	\$1,530	\$34	\$11,336	\$11,370
171502	Lake Huron and Southwest Roof Replacement	\$2,710	\$0	\$0	\$0	\$0	\$0	\$941	\$1,096	\$673	\$0	\$0	\$0	\$941	\$1,769	\$2,710

10 YEAR WATER CIP OUTLOOK

Financial figures are in thousands of dollars (\$1,000s)

Program Category	FY 26	FY 27	FY 28	FY 29	FY 30	FY 31	FY 32	FY 33	FY 34	FY 35	FY 36
Program	\$0	\$518	\$1,018	\$3,547	\$3,547	\$1,589	\$13,478	\$13,807	\$17,541	\$28,436	\$26,825
Projects	\$125,263	\$254,439	\$295,495	\$210,345	\$151,584	\$60,814	\$164,497	\$215,005	\$221,154	\$215,558	\$186,696
Projects From Programs	\$58,470	\$47,812	\$76,134	\$32,858	\$31,688	\$19,678	\$9,593	\$1,194	\$521	\$6,580	\$3,714
Total	\$183,732	\$302,768	\$372,646	\$246,750	\$186,818	\$82,080	\$187,568	\$230,006	\$239,216	\$250,574	\$217,235

10 YEAR WATER CIP OUTLOOK



3.7. TEN-YEAR WASTEWATER OUTLOOK

This section presents 10-year outlooks for CIP projects. These 10-year outlooks rely heavily on input from long-term needs assessments, master plans, and condition assessment documents. The planning horizon for these outlooks extend from FY27 through FY36. Projects in the FY27-31 CIP that carry over into the FY2031+ are shown in the following tables by the FY in which projected expenditures are anticipated. Only project level data will be provided in these outlooks. These are subject to change and are based on the best available data at the time of compiling this report.

The primary sources for long-term projects used for the 10-Year Wastewater Outlook are the Regional Wastewater Master Plan Assessment and the various condition assessments that have been performed. The project-level data used in the development of this outlook can be seen in the following table.

The table is followed by a graphical representation of this summary.

WASTEWATER 10-YEAR OUTLOOK PROJECTS

Financial figures are in thousands of dollars (\$1,000s)

CIP Number	Title	Lifetime Planned Spend	FY 26	FY 27	FY 28	FY 29	FY 30	FY 31	FY 32	FY 33	FY 34	FY 35	FY 36	Total FY 27-31	Total FY 32-36	Total FY 27-36
211002	WRRF PS No. 2 Pumping Improvements - Phase 1	\$3,744	\$310	\$0	\$0	\$0	\$0	\$0	\$0	\$0	\$0	\$0	\$0	\$0	\$0	\$0
211005	WRRF PS No. 2 Improvements Phase II	\$91,523	\$275	\$1,592	\$5,899	\$6,539	\$4,417	\$3,806	\$3,545	\$1,528	\$5,504	\$9,578	\$9,604	\$22,254	\$29,758	\$52,013
211006	WRRF PS No. 1 Improvements	\$114,147	\$27,665	\$9,849	\$8,716	\$8,640	\$8,630	\$7,293	\$0	\$0	\$0	\$0	\$0	\$43,128	\$0	\$43,128
211007	WRRF PS #2 Bar Racks Replacements and Grit Collection System Improvements	\$242,367	\$34,462	\$40,570	\$48,175	\$47,361	\$31,679	\$25,805	\$0	\$0	\$0	\$0	\$0	\$193,592	\$0	\$193,592
211008	WRRF Rehabilitation of Ferric Chloride Feed System in PS-1 and Complex B Sludge Lines	\$13,060	\$189	\$0	\$0	\$0	\$0	\$0	\$0	\$0	\$0	\$0	\$0	\$0	\$0	\$0
211009	WRRF Rehabilitation of the Circular Primary Clarifier Scum Removal System	\$23,230	\$3	\$215	\$1,332	\$380	\$5,618	\$5,618	\$5,634	\$3,787	\$0	\$0	\$0	\$13,164	\$9,421	\$22,585
211010	Rehabilitation of Sludge Processing Complexes A and B	\$14,104	\$0	\$0	\$1,689	\$764	\$2,320	\$3,076	\$3,084	\$3,076	\$0	\$0	\$0	\$7,849	\$6,160	\$14,010
211011	PS 1 Rack and Grit HVAC System Upgrade	\$307,526	\$882	\$113	\$33	\$1,848	\$1,848	\$1,848	\$3,063	\$8,858	\$15,834	\$38,002	\$49,793	\$5,691	\$115,550	\$121,241
212008	WRRF Aeration Improvements 1 and 2	\$213,189	\$11,664	\$24,110	\$26,920	\$35,065	\$35,065	\$35,065	\$26,035	\$0	\$0	\$0	\$0	\$156,225	\$26,035	\$182,260
212009	WRRF Aeration Improvements 3 and 4	\$271,545	\$0	\$0	\$0	\$0	\$0	\$0	\$748	\$4,550	\$3,823	\$10,805	\$31,528	\$0	\$51,454	\$51,454
212010	WRRF Conversion of Disinfection of all Flow to Sodium Hypochlorite and Sodium Bisulfite	\$6,232	\$0	\$0	\$0	\$441	\$441	\$179	\$232	\$764	\$1,424	\$1,400	\$938	\$1,061	\$4,758	\$5,820
213006	WRRF Improvements to Sludge Feed Pumps at Dewatering Facilities	\$21,604	\$582	\$2,888	\$8,892	\$5,546	\$0	\$0	\$0	\$0	\$0	\$0	\$0	\$17,326	\$0	\$17,326
213007	WRRF Modification to Incinerator Sludge Feed Systems at Complex -II	\$25,670	\$1,887	\$0	\$0	\$0	\$0	\$0	\$0	\$0	\$0	\$0	\$0	\$0	\$0	\$0
213008	WRRF Rehabilitation of the Ash Handling Systems	\$7,189	\$300	\$545	\$315	\$33	\$1,589	\$1,589	\$1,593	\$1,058	\$0	\$0	\$0	\$4,071	\$2,651	\$6,723
213009	WRRF Biosolids Processing Improvements	\$944,543	\$1,355	\$1,078	\$3,489	\$3,480	\$3,480	\$10,977	\$21,905	\$31,765	\$74,347	\$125,849	\$126,194	\$22,504	\$380,061	\$402,565

CIP Number	Title	Lifetime Planned Spend	FY 26	FY 27	FY 28	FY 29	FY 30	FY 31	FY 32	FY 33	FY 34	FY 35	FY 36	Total FY 27-31	Total FY 32-36	Total FY 27-36
216006	Assessment and Rehabilitation of WRRF yard piping and underground utilities	\$38,009	\$7,079	\$4,869	\$1,796	\$1,791	\$0	\$0	\$0	\$0	\$0	\$0	\$0	\$8,456	\$0	\$8,456
216008	Rehabilitation of Screened Final Effluent (SFE) Pump Station	\$106,605	\$11,950	\$31,700	\$35,478	\$18,675	\$0	\$0	\$0	\$0	\$0	\$0	\$0	\$85,853	\$0	\$85,853
216011	WRRF Structural Improvements	\$15,170	\$3,513	\$2,007	\$99	\$0	\$0	\$0	\$0	\$0	\$0	\$0	\$0	\$2,106	\$0	\$2,106
216013	WRRF Utility Power Replacement	\$10,731	\$1,244	\$3,793	\$3,803	\$1,891	\$0	\$0	\$0	\$0	\$0	\$0	\$0	\$9,487	\$0	\$9,487
222001	Oakwood District Intercommunity Relief Sewer Modification at Oakwood District	\$88,065	\$34,442	\$21,082	\$13,803	\$3,431	\$0	\$0	\$0	\$0	\$0	\$0	\$0	\$38,316	\$0	\$38,316
222002	Detroit River Interceptor (DRI) Evaluation and Rehabilitation	\$113,702	\$8,886	\$5,371	\$164	\$163	\$163	\$2,213	\$4,308	\$4,296	\$4,296	\$4,296	\$2,519	\$8,073	\$19,714	\$27,788
222008	North Interceptor East Arm (NIEA) 7 Mile Road Diversion Structure	\$4,550	\$2,300	\$0	\$0	\$0	\$0	\$0	\$0	\$0	\$0	\$0	\$0	\$0	\$0	\$0
232002	Conner Creek Pump Station Improvements	\$348,099	\$6,068	\$24,217	\$41,766	\$48,926	\$50,176	\$41,608	\$24,290	\$22,659	\$20,927	\$15,984	\$12,514	\$206,692	\$96,374	\$303,067
232005	Freud Pump Station Improvements	\$150,731	\$37,860	\$49,475	\$37,383	\$12,274	\$558	\$0	\$0	\$0	\$0	\$0	\$0	\$99,691	\$0	\$99,691
233003	Rouge River In-system Storage Devices	\$81,336	\$0	\$0	\$0	\$0	\$0	\$0	\$0	\$0	\$1,782	\$3,574	\$3,855	\$0	\$9,211	\$9,211
260200	Sewer and Interceptor Rehabilitation Program	\$81,500	\$0	\$0	\$0	\$0	\$0	\$0	\$8,000	\$10,000	\$12,500	\$26,000	\$25,000	\$0	\$81,500	\$81,500
260201	CON-149, Emergency Sewer Repair	\$38,782	\$12	\$0	\$0	\$0	\$0	\$0	\$0	\$0	\$0	\$0	\$0	\$0	\$0	\$0
260204	Conveyance System Engineering Services-1802575	\$55,332	\$5,487	\$11,217	\$0	\$0	\$0	\$0	\$0	\$0	\$0	\$0	\$0	\$11,217	\$0	\$11,217
260205	NWI Rehabilitation	\$9,114	\$2,538	\$0	\$0	\$0	\$0	\$0	\$0	\$0	\$0	\$0	\$0	\$0	\$0	\$0
260206	Conveyance System Repairs (Sewers)	\$23,545	\$833	\$7,476	\$4,079	\$404	\$0	\$0	\$0	\$0	\$0	\$0	\$0	\$11,959	\$0	\$11,959
260207	Rehabilitation of Woodward Sewer Systems	\$22,468	\$2,876	\$0	\$0	\$0	\$0	\$0	\$0	\$0	\$0	\$0	\$0	\$0	\$0	\$0
260209	Sewer Rehabilitation and Repair	\$19,570	\$11,707	\$0	\$0	\$0	\$0	\$0	\$0	\$0	\$0	\$0	\$0	\$0	\$0	\$0
260210	Rehabilitation of GLWA Sewers; Ashland Relief, Linwood, Lonyo, Second Avenue, and Shiawassee	\$45,285	\$211	\$6,780	\$23,844	\$12,062	\$210	\$0	\$0	\$0	\$0	\$0	\$0	\$42,896	\$0	\$42,896
260211	Emergency and Urgent Sewer Repair II	\$6,066	\$2,436	\$2,593	\$1,030	\$0	\$0	\$0	\$0	\$0	\$0	\$0	\$0	\$3,624	\$0	\$3,624
260500	CSO Outfall Rehabilitation	\$0	\$0	\$0	\$0	\$0	\$0	\$0	\$0	\$0	\$0	\$0	\$0	\$0	\$0	\$0
260510	Conveyance System Repairs (Outfalls)	\$25,975	\$3,628	\$4	\$5,632	\$5,617	\$0	\$0	\$0	\$0	\$0	\$0	\$0	\$11,253	\$0	\$11,253
260600	CSO Facilities Improvement Program	\$0	\$0	\$0	\$0	\$0	\$0	\$0	\$0	\$0	\$0	\$0	\$0	\$0	\$0	\$0
260614	Structural Inspection & Structural Improvements	\$18,869	\$3,893	\$0	\$0	\$0	\$0	\$0	\$0	\$0	\$0	\$0	\$0	\$0	\$0	\$0
260619	Control System Upgrade - St Aubin, Lieb & Mile	\$8,295	\$1,883	\$830	\$0	\$0	\$0	\$0	\$0	\$0	\$0	\$0	\$0	\$830	\$0	\$830
260624	CSO Baby Creek Chemical Storage Tanks Replacement (TOES / Emergency)	\$6,388	\$3,806	\$1,162	\$0	\$0	\$0	\$0	\$0	\$0	\$0	\$0	\$0	\$1,162	\$0	\$1,162
260700	Sewer System Infrastructure Improvements and Pumping Stations	\$0	\$0	\$0	\$0	\$0	\$0	\$0	\$0	\$0	\$0	\$0	\$0	\$0	\$0	\$0
260701	Conveyance System Infrastructure Improvements	\$58,453	\$11,922	\$0	\$0	\$0	\$0	\$0	\$0	\$0	\$0	\$0	\$0	\$0	\$0	\$0
260702	Pump Station Assets Updates	\$0	\$0	\$0	\$0	\$0	\$0	\$0	\$0	\$0	\$0	\$0	\$0	\$0	\$0	\$0
260800	WRRF Roof Replacement for Multiple Facilities Program	\$14,862	\$0	\$115	\$2,168	\$2,162	\$15	\$515	\$2,218	\$2,212	\$15	\$515	\$2,468	\$4,973	\$7,427	\$12,400
260802	2022 WRRF Roof Improvements Project	\$4,525	\$519	\$14	\$0	\$0	\$0	\$0	\$0	\$0	\$0	\$0	\$0	\$14	\$0	\$14
260803	WRRF Roof Improvements - Phase II	\$3,532	\$134	\$339	\$1,531	\$1,527	\$0	\$0	\$0	\$0	\$0	\$0	\$0	\$3,398	\$0	\$3,398
260900	WRRF Facility Optimization Program	\$85,850	\$0	\$0	\$0	\$0	\$0	\$0	\$4,372	\$4,360	\$4,360	\$4,360	\$4,372	\$0	\$21,822	\$21,822

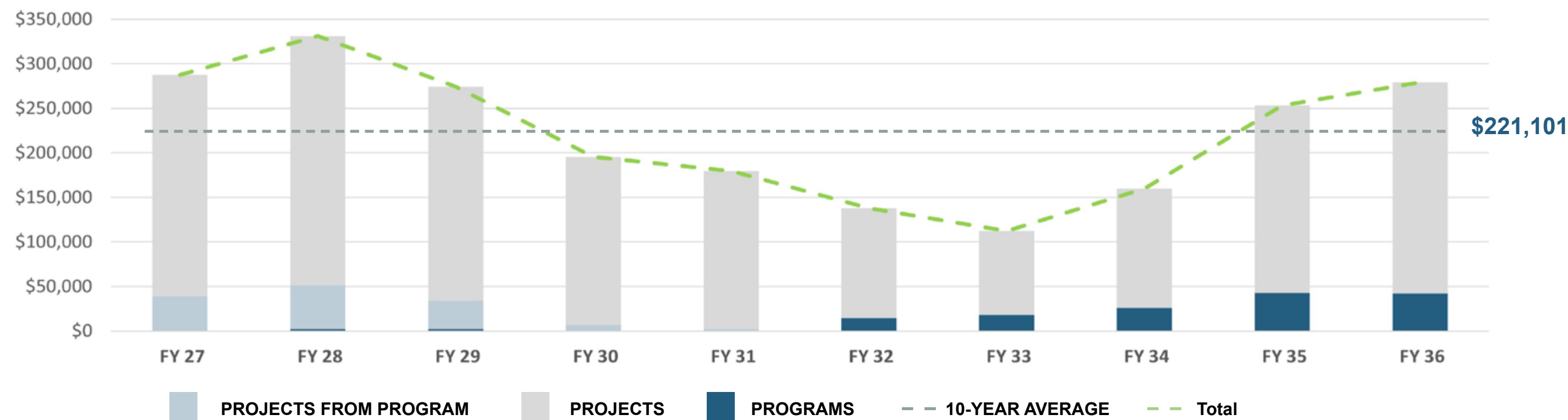
CIP Number	Title	Lifetime Planned Spend	FY 26	FY 27	FY 28	FY 29	FY 30	FY 31	FY 32	FY 33	FY 34	FY 35	FY 36	Total FY 27-31	Total FY 32-36	Total FY 27-36
260903	WRRF Front Entrance Rehabilitation	\$9,176	\$4,622	\$0	\$0	\$0	\$0	\$0	\$0	\$0	\$0	\$0	\$0	\$0	\$0	\$0
260904	WRRF 3rd Floor Renovation	\$10,420	\$2,602	\$5,058	\$2,564	\$0	\$0	\$0	\$0	\$0	\$0	\$0	\$0	\$7,621	\$0	\$7,621
260905	WRRF Plumbing Shop Renovation - 260905	\$2,834	\$410	\$7	\$0	\$0	\$0	\$0	\$0	\$0	\$0	\$0	\$0	\$7	\$0	\$7
261000	WRRF Rehabilitation of the Secondary Clarifiers	\$39,337	\$0	\$0	\$0	\$0	\$0	\$0	\$0	\$1,642	\$9,116	\$11,879	\$10,333	\$0	\$32,970	\$32,970
261001	WRRF Rehabilitation of the Secondary Clarifiers Phase 1	\$35,342	\$648	\$3,534	\$10,503	\$12,057	\$6,666	\$1,686	\$0	\$0	\$0	\$0	\$0	\$34,446	\$0	\$34,446
270001	Pilot CSO Netting Facility	\$38,039	\$873	\$1,126	\$1,110	\$1,155	\$5,968	\$10,816	\$10,845	\$6,047	\$0	\$0	\$0	\$20,175	\$16,892	\$37,067
270002	Meldrum Sewer Diversion and VR-15 Improvements	\$9,375	\$65	\$861	\$1,246	\$2,398	\$2,398	\$2,398	\$7	\$0	\$0	\$0	\$0	\$9,301	\$7	\$9,308
270003	Long Term CSO Control Plan	\$8,171	\$0	\$0	\$0	\$0	\$0	\$0	\$0	\$0	\$0	\$0	\$0	\$0	\$0	\$0
270004	Oakwood and Leib CSO Facilities Improvement Project	\$73,088	\$2,288	\$5,585	\$14,362	\$15,367	\$14,151	\$9,502	\$5,375	\$0	\$0	\$0	\$0	\$58,967	\$5,375	\$64,342
270006	CSO Facilities Improvements II	\$24,390	\$649	\$11,404	\$9,156	\$0	\$0	\$0	\$0	\$0	\$0	\$0	\$0	\$20,560	\$0	\$20,560
270007	Disinfection System Improvements at Baby Creek, Belle Isle, and Puritan Fenkell CSO Facilities	\$16,610	\$850	\$1,203	\$2,797	\$5,845	\$4,315	\$1,491	\$13	\$0	\$0	\$0	\$0	\$15,651	\$13	\$15,664
270008	Flushing System Improvements at Conner Creek and St. Aubin CSO Facilities	\$7,070	\$0	\$59	\$324	\$324	\$162	\$1,199	\$1,772	\$1,767	\$1,462	\$0	\$0	\$2,069	\$5,001	\$7,070
270009	Site Improvements at St. Aubin, Belle Isle, and Baby Creek CSO Facilities	\$1,401	\$8	\$15	\$78	\$76	\$25	\$401	\$609	\$182	\$0	\$0	\$0	\$595	\$791	\$1,386
270010	HVAC Improvements at Puritan Fenkell and Seven Mile CSO Facilities	\$6,682	\$452	\$1,814	\$2,118	\$2,167	\$101	\$0	\$0	\$0	\$0	\$0	\$0	\$6,200	\$0	\$6,200
270011	HVAC Improvements at Conner Creek and Belle Isle CSO Facilities	\$5,804	\$0	\$0	\$0	\$0	\$0	\$72	\$249	\$2,112	\$3,370	\$0	\$0	\$72	\$5,732	\$5,804
270012	Control System Upgrades at Conner Creek, Oakwood, and Puritan Fenkell CSO Facilities	\$1,675	\$0	\$65	\$337	\$329	\$48	\$325	\$411	\$160	\$0	\$0	\$0	\$1,105	\$570	\$1,675
270013	Facility Improvements at Puritan Fenkell and Seven Mile CSO Facilities	\$902	\$0	\$0	\$18	\$91	\$57	\$296	\$296	\$143	\$0	\$0	\$0	\$462	\$440	\$902
270014	Conversion to Complete Capture Basin at Puritan Fenkell and Seven Mile CSO Facilities	\$4,482	\$0	\$0	\$39	\$205	\$205	\$101	\$772	\$1,120	\$1,120	\$918	\$0	\$551	\$3,931	\$4,482
273001	Hubbell Southfield CSO Facility Improvements	\$67,345	\$1,294	\$2,886	\$8,153	\$15,278	\$15,266	\$11,213	\$7,993	\$0	\$0	\$0	\$0	\$52,796	\$7,993	\$60,789
273002	CSO Hubbell Southfield VR-8 Gate Improvements	\$1,786	\$0	\$20	\$101	\$98	\$113	\$585	\$586	\$284	\$0	\$0	\$0	\$916	\$870	\$1,786
277001	Baby Creek Outfall Improvements Project	\$14,922	\$2,638	\$0	\$0	\$0	\$0	\$0	\$0	\$0	\$0	\$0	\$0	\$0	\$0	\$0
277002	Baby Creek CSO Facility Influent Flushing System	\$745	\$0	\$0	\$0	\$0	\$0	\$0	\$0	\$0	\$15	\$76	\$75	\$0	\$166	\$166

10-YEAR WASTEWATER CIP OUTLOOK

Financial figures are in thousands of dollars (\$1,000s)

Program Category	FY 26	FY 27	FY 28	FY 29	FY 30	FY 31	FY 32	FY 33	FY 34	FY 35	FY 36
Program	\$0	\$115	\$2,168	\$2,162	\$15	\$515	\$14,589	\$18,214	\$25,990	\$42,753	\$42,172
Projects	\$202,031	\$248,513	\$279,593	\$240,582	\$188,796	\$177,478	\$123,369	\$94,155	\$133,905	\$210,481	\$237,019
Projects From Programs	\$60,166	\$39,014	\$49,184	\$31,668	\$6,876	\$1,686	\$0	\$0	\$0	\$0	\$0
Total	\$262,197	\$287,641	\$330,945	\$274,411	\$195,686	\$179,678	\$137,958	\$112,368	\$159,895	\$253,234	\$279,192

10 YEAR WASTEWATER CIP OUTLOOK





04

FINANCE



FINANCE

4.1 INTRODUCTION

The intersection of the CIP and GLWA's overall long-term financial plan balances the need for investment in capital to improve system resiliency and reliability with limited financial resources. Considerations in this effort include:

- transparency in the development of the financial plan;
- collaboration internally and externally;
- managing an inherited high debt burden; and
- maintaining a smoothing effect on service charges.

4.2. FUNDING SOURCES AND USES

Accounting for CIP Activity. To ensure proper accountability of funding sources and uses, GLWA uses two funds for its capital program activity for each system: the Construction Fund and the Improvement and Extension (I&E) Fund.

Construction Fund. This fund is used to account for constructed assets that will be capitalized and depreciated over time. This fund may also include nondepreciable assets such as land acquired for capital projects. Revenues, or incoming resources for this fund, include bond proceeds and related interest earnings as well as transfers in from the I&E Fund for “pay as go” financing. A blended use of bond funds and I&E funds is designed to lower the cost of capital improvements. Capital grant revenues are generally also accounted for in this fund.

I&E Fund. The I&E Fund is defined by GLWA's Master Bond Ordinance (MBO) as the “fund used for improvements, enlargements, extensions or betterment” of the system. GLWA's cash receipts are transferred into the I&E Fund pursuant to a flow of funds after commitments are met for a monthly allocation of operations and maintenance (O&M) expense, debt service, pension, Water Residential Assistance Program, budget stabilization fund, and extraordinary repair and replacement fund, as administered by a trustee. It should be noted that capital outlay items are also funded with I&E Funds. Capital outlay items are generally purchased (rather than constructed) and have an estimated useful life of less than 20 years.

CIP spending is accounted for on an accrual basis. Under this basis of accounting, revenues are recognized when earned and measurable, regardless of when collected; and expenses are recorded, or accrued, on a matching basis when incurred. Accrued expenses are expected to be paid in a subsequent accounting period. For purposes of this CIP, the terms expenses, spend, and expenditures are used interchangeably.

Quarterly, the Financial Services Area publishes a “Construction Work in Progress Report” that discloses CIP activity by project.

GLWA draws upon five sources of funding for its CIP, as discussed in the following paragraphs.

Bond Proceeds. GLWA uses an incremental method of funding long-lived capital projects through a bond financing program. GLWA issues revenue bonds pursuant to the Michigan Public Act 94 of 1933 (the Revenue Bond Act).

The Act provides a pledge of “net revenues” for the payment of the bond principal and interest. “Net revenues” are calculated as the revenues of the system remaining after deducting the reasonable expenses of administration, operation, and maintenance of the system.

Revenue Financed Capital. A portion of the revenue requirement from charges is set aside for CIP spending in subsequent years. This is also referred to as pay-as-you go or pay go funding.

Federal and State Loan Programs. GLWA's sources of funding include lower-cost financing programs, including the State Clean Water Revolving Fund Loan Program and the Drinking Water Revolving Fund Loan Program.

Grants. GLWA pursues grant opportunities through federal, state, university, and other sources.

Contribution in Aid of Construction. Periodically, GLWA has the opportunity to partner with other public and private entities for the design and construction or improvement of an asset. Depending on the nature of the shared financing strategy, GLWA may offset the cost of system expansion or improvements with direct or indirect capital from that partner.

Budgeting for CIP Activity. There are three companion budgets presented to the Board. The first is the annual operating budget, known as the “revenue requirement” for establishing customer charges. The revenue requirement includes operations and maintenance (O&M) expenses, debt service, MBO reserve requirements, system lease requirements, revenue-financed capital targets, water residential assistance program

funding, and legacy obligations. The second is the Construction Fund budget, which provides inflows (bond proceeds, grants, and investment income) and outflows (CIP spend). The third is the I&E Fund, which provides inflows (transfers from revenue collected) and outflows (CIP spend and capital outlay). The I&E Fund is managed to achieve a minimum cash balance to ensure stable capital program funding between bond transactions and provide for cashflow stability.

4.3. FINANCIAL MANAGEMENT OF THE CIP

This CIP is being prepared following significant increase in costs and supply chain issues that have reset the base cost assumptions for capital projects. GLWA continues to be mindful of the economic impact on operations and capital programs. For this reason, GLWA conducts quarterly reviews of the economic outlook, based on objectives established by the initial Economic Outlook Task Force (EOTF) report presented to the GLWA Board of Directors in November 2022.

A key outcome of the EOTF's work was developing and updating a set of planning scenarios for the baseline, optimistic, and pessimistic sets of assumptions. We continue to perform quarterly monitoring of this economic planning framework, which informs both the 10-year financial plan and this CIP.

Close financial management by all team members engaged in CIP is critical in addressing the cost escalations for constrained resources. Elements of those efforts are described in the following paragraphs.

CIP is a Plan and Not a Budget. It is important to note that, although the GLWA Board of Directors approves the CIP, the authority to spend does not occur until additional project review processes are completed prior to the procurement process. Traditionally, depending on the scope and dollar amount of the project, final approval to proceed may include customer engagement, Chief Executive Officer review, GLWA Board Operations and Review Committee review, and/or GLWA Board action.

CIP is Flexible. To date, GLWA has successfully preserved flexibility in its CIP and has enjoyed a low level of regulatory mandated CIP projects. Preserving flexibility and staying ahead of regulatory compliance will require consistent and proactive effort by all involved in the CIP process.

Cashflow Forecasting. GLWA's CIP is funded as a program rather than individual projects. For this reason, accurate forecasting of project cashflows is core to managing debt and the use of cash reserves. Monthly, the financial services and engineering teams work through revised short-term cash flow forecasts for the largest projects underway. In addition, the financial services and CIP team meet monthly to review the CIP portal's project spend forecasts. This collaboration of proactive and timely communication allows GLWA to time and size future bond issuances, thereby reducing interest expense.

Commitment to 10-Year Financial Planning. GLWA publishes updates to its 10-year financial plans at least twice per year: as a planning tool when closing out the prior FY and to assist in planning for future years; and after the Board adopts the biennial budget and charges. Any revisions to CIP spend projections are incorporated into each update.

Affordability. Affordability was a primary concern in establishing the regional water authority. One mechanism to address those concerns was the "4% Promise," as established in the foundational documents for GLWA's first 10 years of operations. The commitment was that the annual revenue requirement (budget) would not increase by more than 4 percent in any one year. The revenue requirement includes O&M expenses, debt service, system lease payments, legacy pension and funding for capital program cash reserves (via the I&E Fund contributions and other legal commitments). FY 2027 is the twelfth year, which means that it is the first year beyond the 4% Promise. The logic was that if the revenue requirement budget was held at a 4 percent increase ceiling, the system charge adjustment would inherently be less than 4 percent due to other offsetting revenue such as investment income. With a strong commitment to affordability, GLWA has stayed well under that promise, with an average annual system charge adjustment to water of 2.3 percent and sewer of 1.2 percent over the course of the past eight years, from FY 2018 through FY 2025.

Vendor Community Engagement: The CIP is managed by GLWA and executed through a network of engineering firms, construction contractors, suppliers, and other business stakeholders. Their problem solving is invaluable as we work through economic challenges. GLWA is committed to transparency with our vendor partners through any shifts in priorities. GLWA provides one-on-one meetings, outreach and engagement with the vendor community via the CIP Workgroup, and other public and group meetings.

Bond Ratings and Debt Service Coverage. Given the direct link between CIP decisions and GLWA's new debt issuances, a discussion

related to the CIP also encompasses a discussion related to bond ratings. As it relates to bond ratings, there is one key measure that identifies the overall financial health of the organization that is often referenced. That measure is debt service coverage (DSC). A higher DSC reflects a better outcome in balancing revenues, expenses, debt, and ultimately increases in cash reserves. The feasibility business case forecast for forming regional authority was DSC of 1.5 for water and 1.6 for sewer to be achieved by FY 2020. Given the rapid economic challenges, the DSC is currently below those targets. An outcome of the 10-year plan is, however, a roadmap to reach and exceed those targets.

CAPITAL PROGRAM SPEND RATE ASSUMPTION POLICY

Recognizing the difference in scope between the CIP, which has a broader strategic view of system need, and the tactical financial plan, which models use of cash reserves and future borrowing, GLWA uses "capital spend rate assumption (SRA) policy" to forecast actual CIP execution as compared to the CIP. This policy, presented in the following paragraphs, was adopted by the GLWA Board of Directors on November 28, 2018, and was first implemented seven years ago with the FY 2020 – 2024 CIP.

The SRA policy provides an analytical approach to bridge the total dollar amount of projects in the CIP with what can realistically be spent due to limitations beyond GLWA's control and/or delayed for nonbudgetary reasons. Those limitations, whether financial or nonfinancial, necessitate the SRA for budgetary purposes, despite the prioritization established in the CIP. The result is a carefully considered equilibrium between the desired capital investment and financial strategies

aimed at managing debt levels and regulating customer charges.

Annually, a projected spending rate assumption for the financial plan related to the proposed capital improvement plan will be established, based on pertinent factors and data available at that time. Such pertinent factors and data will include the mix of projects and phases in the proposed CIP, interdependency risk, criticality, and other measures provided by the GLWA team members who develop and manage the CIP projects. That SRA will be presented to the Audit Committee no later than December 31 each year after the GLWA Board, Capital Improvement Planning Committee, and Member Partners have had the opportunity to review the draft capital improvement plan.

Until FY 2021, the actual spending on CIP was materially less than what was presented in the CIP. As shown in the **Table – Plan vs. Actual CIP Spend**, in earlier years, the actual CIP spend was less than 50 percent. Recent years have resulted in a spend that is within the expected range for a large CIP. The years with material underspend occurred for several reasons, including project interdependencies, team member resource constraints, and evaluating project design alternatives. Applying the Capital Spend Ratio bridges the gap in the dollar amounts from the CIP to the financial plan to prevent over-borrowing.

FUNCTIONAL SUMMARY

The table below summarizes CIP costs by major function for both the water system and the wastewater system. This summary illustrates how the costs of financing the CIP will ultimately impact individual customer charges for GLWA’s Member Partners, consistent with established cost allocation methodologies. The treatment of the debt service and revenue-financed capital revenue requirements in the cost allocation methodologies represents GLWA’s *actual* investment in fixed assets. The cost of capital improvements, therefore, impacts *future* fixed asset records and *future* charges. In other words, the CIP *actual spend* will impact charges in the long run; *planned spend* does not.

Occasionally there are exceptions to the general guidance on cost allocation by agreement or consensus among member partners and GLWA. The source document for greater specificity is the annual cost of service

study. Most asset additions are assigned to the following categories.

Water Functions

- 1. **Treatment** represents costs associated with improvements to GLWA’s WTPs. In the current water cost allocation methodology, costs related to these facilities are allocable to customers based primarily on their contractual maximum day demands.
- The other water functions reflect projects related to *transmitting* water to customers. In the current water cost allocation methodology, costs related to these facilities are allocable to customers based primarily on their contractual peak-hour demands. There are other subfunctions that are used in the water charge methodology — including the relative distance and elevation associated with each customer’s location.
- 2. **Transmission** projects reflect GLWA’s investment in the large transmission mains that deliver water throughout the region. Several of these projects are designed to improve

PLAN VS ACTUAL CIP SPEND

Financial figures are in thousands of dollars (\$1,000s)

FY	Water			Wastewater			Total GLWA		
	Approved Plan	Actual (a)	Percent	Approved Plan	Actual	Percent	Approved Plan	Actual	Percent
2017	\$130,232	\$39,663	30%	\$128,973	\$57,328	44%	\$259,205	\$96,991	37%
2018	\$137,655	\$36,599	27%	\$160,746	\$71,000	44%	\$298,401	\$107,599	36%
2019	\$66,038	\$61,532	93%	\$105,183	\$82,134	78%	\$171,221	\$143,666	84%
2020	\$143,247	\$76,312	53%	\$161,480	\$73,827	46%	\$304,727	\$150,139	49%
2021	\$147,564	\$129,386	88%	\$110,638	\$81,509	74%	\$258,202	\$211,345	82%
2022	\$179,210	\$158,706	89%	\$106,050	\$67,449	64%	\$285,260	\$226,155	79%
2023	\$194,376	\$196,264	101%	\$125,932	\$104,655	83%	\$320,308	\$300,919	94%
2024	\$239,260	\$177,574	74%	\$199,061	\$136,393	69%	\$438,321	\$313,967	72%
2025	\$207,332	\$157,137	76%	\$169,189	\$175,768	104%	\$376,521	\$332,905	88%

(a) Reflects amount financed by plan in support of proposed charges. For years in which the Achievement Percentage was less than 100%, the general impact is to carry over capital funding balances to subsequent years and defer the need for additional financing sources.

(b) As reflected in audited financial statements.

reliability of service in strategic areas of the system.

- 3. **Storage** projects are related to improvements to the reservoirs in the system, which are primarily designed to store water to be delivered in peak use conditions.
 - 4. **Pumps** refer to projects to improve the system’s 18 water booster stations. These facilities pump water through the transmission system.
- Wastewater Functions
- 1. **Conveyance/Pumps** summarizes projects in the CIP designed to make improvements to the system’s major interceptors and lift stations. These facilities collect and deliver wastewater to the system’s Water Resource Recovery Facility (WRRF).
 - 2. **CSO** projects in the CIP reflect improvements to the system’s existing CSO treatment and conveyance facilities, including retention treatment basins (RTBs) and screening and disinfection facilities (SDF).

3. **Treatment** projects are those designed to make improvements to facilities at the WRRF.

The wastewater cost allocation methodology generally follows the functions shown in the table below. *In general*, costs associated with conveyance facilities are allocable to customers based on their contribution of total wastewater volumes, and costs associated with treatment facilities are allocable to customers based on their contribution of sanitary and total volumes. Costs associated with certain CSO facilities are allocated based on the terms of service agreements with GLWA’s customers. The agreements assign 83 percent of costs related to these specifically designated facilities to City of Detroit customers and 17 percent to other customers.

Discussions continue regarding Master Plan strategies and alignment with GLWA’s service agreements with wastewater customers and the associated wastewater charge methodology. The assignment to Wastewater Function in **Table– Function** below should not be interpreted as a definitive assignment for cost allocation purposes.

FUNCTION

Financial figures are in thousands of dollars (\$1,000s)

Function	FY 27	FY 28	FY 29	FY 30	FY 31	FY 27-31 CIP Total	Percent of 5-Year Total
Water	\$302,768	\$372,646	\$246,750	\$186,818	\$82,080	\$1,191,063	48%
Pumps	\$33,146	\$58,334	\$56,552	\$31,211	\$12,420	\$191,663	16%
Storage	\$17,186	\$20,840	\$20,532	\$16,569	\$10,807	\$85,935	7%
Transmission	\$164,516	\$168,716	\$12,096	\$13,785	\$10,542	\$369,655	31%
Treatment	\$87,920	\$124,756	\$157,571	\$125,253	\$48,311	\$543,811	46%
Wastewater	\$287,641	\$330,945	\$274,411	\$195,686	\$179,678	\$1,268,361	52%
Conveyance/Pumps	\$128,215	\$127,702	\$82,877	\$51,107	\$43,821	\$433,721	34%
CSO	\$27,030	\$39,839	\$43,333	\$42,810	\$38,399	\$191,411	15%
Treatment	\$132,397	\$163,404	\$148,201	\$101,769	\$97,459	\$643,229	51%
Grand Total	\$590,409	\$703,591	\$521,161	\$382,504	\$261,759	\$2,459,424	100%

CIP FUNDING BASED ON ESTIMATED USEFUL LIFE

The long-term financial plan differentiates between appropriate uses of long-term debt versus revenue financed capital in the I&E Fund, as defined in the MBO. As a general rule, assets with a life of less than 20 years are funded with I&E Funds. Some plant improvements are an exception to the rule. Otherwise, assets with a life greater than 20 years are funded with a blend of debt and I&E Funds. Building I&E Funds over time allows GLWA to position itself to further reduce reliance on debt. Exceptions to that plan may be to take advantage of lower-cost borrowings from the revolving fund loan programs or a revision of the plan to optimize refunding savings.

As shown in **Table-Useful Life**, most of the CIP projects are longer-lived assets, defined as those with an estimated useful life greater

than 20 years. Shorter-lived assets scheduled for acquisition or replacement are identified in the five-year capital outlay plan provided in the GLWA Biennial Budget and Five-Year Plan document.

PROJECT STATUS ANALYSIS

As outlined in Section 2.2, PROJECT STATUS, a status is assigned to each project or program in the CIP. The project status designation provides a high-level understanding of the progress of the project or program. Although there are subcategories for project status, active projects are, in general, in the pre-procurement/procurement phase; project execution projects have an executed design and/or construction contract; and future planned projects are largely planned for execution in year five or later. To illustrate the level of flexibility in the CIP, **Table– Project Status**, notes that nearly 68 percent of the water system CIP costs are in the projection execution phase and 90 percent of the sewer system CIP costs are in project execution.

USEFUL LIFE

Financial figures are in thousands of dollars (\$1,000s)

Asset Life Range	FY 27	FY 28	FY 29	FY 30	FY 31	FY 27-31 CIP Total	% of 5-Year total
Water	\$302,768	\$372,646	\$246,750	\$186,818	\$82,080	\$1,191,063	48%
Useful Life < 20 Years	\$30,210	\$45,419	\$55,765	\$37,263	\$3,518	\$172,175	14%
Useful Life > 20 Years	\$272,558	\$327,227	\$190,985	\$149,555	\$78,562	\$1,018,887	86%
Wastewater	\$287,641	\$330,945	\$274,411	\$195,686	\$179,678	\$1,268,361	52%
Useful Life < 20 Years	\$10,229	\$28,882	\$27,135	\$23,501	\$27,578	\$117,324	9%
Useful Life > 20 Years	\$277,412	\$302,063	\$247,276	\$172,185	\$152,101	\$1,151,037	91%
Grand Total	\$590,409	\$703,591	\$521,161	\$382,504	\$261,759	\$2,459,424	100%

SPEND CATEGORY ANALYSIS

The internal costs in the CIP, compared to the external costs and the associated level of effort from the vendor community, highlight the significant portion of CIP spending. As shown

in **Table – Spend Category**, GLWA plays a crucial role in the regional economy and is deeply invested in the success of our vendor community partners.

PROJECT STATUS

Financial figures are in thousands of dollars (\$1,000s)

CIP Budget	FY 27	FY 28	FY 29	FY 30	FY 31	FY 27-31 CIP Total	% of 5-Year total
Water	\$302,768	\$372,646	\$246,750	\$186,818	\$82,080	\$1,191,063	48%
Project Execution	\$199,145	\$267,575	\$171,854	\$117,628	\$52,325	\$808,527	68%
Future Planned	\$37,285	\$45,851	\$32,658	\$41,501	\$29,377	\$186,673	16%
Active (Pre-Procurement & Procurement)	\$66,338	\$59,220	\$42,238	\$27,689	\$378	\$195,862	16%
Wastewater	\$287,641	\$330,945	\$274,411	\$195,686	\$179,678	\$1,268,361	52%
Project Execution	\$275,752	\$303,552	\$244,634	\$165,745	\$149,332	\$1,139,014	90%
Future Planned	\$6,012	\$12,905	\$10,643	\$12,967	\$15,953	\$58,481	5%
Active (Pre-Procurement & Procurement)	\$5,878	\$14,487	\$19,134	\$16,974	\$14,393	\$70,866	6%
Grand Total	\$590,409	\$703,591	\$521,161	\$382,504	\$261,759	\$2,459,424	100%

SPEND CATEGORY ANALYSIS

Financial figures are in thousands of dollars (\$1,000s)

Project Category	FY 27	FY 28	FY 29	FY 30	FY 31	FY 27-31 CIP Total	% of 5-Year total
Water	\$302,768	\$372,646	\$246,750	\$186,818	\$82,080	\$1,191,063	48%
Construction	\$283,240	\$350,518	\$233,706	\$169,219	\$70,537	\$1,107,221	93%
Design	\$16,661	\$19,843	\$11,361	\$16,207	\$10,233	\$74,306	6%
GLWA Salary	\$2,762	\$2,285	\$1,683	\$1,392	\$1,310	\$9,432	1%
Professional Services	\$104	\$0	\$0	\$0	\$0	\$104	0%
Wastewater	\$287,641	\$330,945	\$274,411	\$195,686	\$179,678	\$1,268,361	52%
Construction	\$261,797	\$304,641	\$252,562	\$181,071	\$163,624	\$1,163,695	92%
Design	\$22,933	\$23,893	\$19,610	\$12,733	\$14,441	\$93,611	7%
GLWA Salary	\$2,467	\$2,233	\$2,114	\$1,810	\$1,601	\$10,225	1%
Professional Services	\$444	\$177	\$125	\$72	\$13	\$831	0%
Grand Total	\$590,409	\$703,591	\$521,161	\$382,504	\$261,759	\$2,459,424	100%

05

WATER PROJECTS

WATER PROJECTS



83 PROJECTS

- 41 FUTURE PLANNED
- 35 ACTIVE
- 1 PENDING CLOSEOUT
- 6 CLOSED
- 0 RECLASSIFIED



10 YEAR OUTLOOK

\$2.3 BILLION



5 -YEAR CIP

\$1.2 BILLION



A MORE: APPENDIX A

FIND THE FULL BCEs FOR WATER PROJECTS IN APPENDIX A.



[illegible]

Activity ID	Activity Name	Remaining Duration	Actual/Forecast Start	Actual/Forecast Finish	2025				2026				2027				2028				2029				2030				2031				2032				2033				2034				2035																								
					Q1	Q2	Q3	Q4	Q1	Q2	Q3	Q4	Q1	Q2	Q3	Q4	Q1	Q2	Q3	Q4	Q1	Q2	Q3	Q4	Q1	Q2	Q3	Q4	Q1	Q2	Q3	Q4	Q1	Q2	Q3	Q4	Q1	Q2	Q3	Q4																													
	132010: West Service Center Pumping Station - Reservoir, Pumping, & Valve Upgrades	93d	03/20/2015 A	12/31/2025																																																																	
	132012: Ypsilanti Booster Pumping Station Improvements	3980d	01/15/2020 A	08/22/2036																																																																	
	132014: Adams Road Pumping Station Improvements	2920d	06/01/2020 A	06/29/2036																																																																	
	132015: Newburgh Road Booster Pumping Station Improvements	1438d	02/05/2020 A	09/06/2029																																																																	
	132016: North Service Center Pumping Station Improvements	3851d	08/17/2020 A	04/15/2036																																																																	
	132018: Schoolcraft Pumping Station Improvements	1803d	06/01/2020 A	06/06/2039																																																																	
	132019: Wick Road Pumping Station Improvements	1827d	06/01/2020 A	06/30/2036																																																																	
	132020: Franklin Pumping Station Improvements	1641d	06/01/2020 A	06/29/2034																																																																	
	132021: Imlay Pumping Station Improvements	5022d	06/01/2020 A	07/01/2039																																																																	
	132022: Joy Road Pumping Station Improvements	2039d	06/01/2020 A	11/02/2035																																																																	
	170300: Water Treatment Plant Automation Program	3073d	07/01/2028	11/29/2036																																																																	
	170302: SW SCADA System Upgrade	0d	07/07/2020 A	07/25/2025 A																																																																	
	170305: WWP SCADA Network Upgrade	584d	07/01/2028	02/04/2030																																																																	
	170306: SPW SCADA PLC Network Upgrade	641d	07/01/2025 A	07/02/2027																																																																	
	170400: Water Transmission Improvement Program	1802d	07/26/2031	06/30/2036																																																																	
	170500: Transmission System Valve Rehabilitation and Replacement Program	4748d	07/01/2031	06/30/2044																																																																	
	170502: Lake Huron and Southwest Roof Replacement	1096d	07/01/2030	06/30/2033																																																																	
	170503: Transmission Mains Valves and Urgent Repairs Contract 2	0d	05/01/2020 A	08/26/2024 A																																																																	
	170504: Transmission Mains Valves and Urgent Repairs Contract 1	1332d	10/08/2021 A	05/23/2029																																																																	
	170506: Water Transmission, Valve, Emergency and Other Urgent Repairs	1402d	08/01/2024 A	08/01/2029																																																																	
	170507: Water Transmission, Valve, Emergency and Other Urgent Repairs – Contract 2	1827d	10/01/2026	10/01/2031																																																																	
	170600: Linear System Integrity Program	2831d	07/01/2025 A	06/30/2033																																																																	
	170601: Linear System Integrity Program - Contract 1	3767d	10/02/2023 A	01/22/2036																																																																	
	170602: 36-inch 24 Mile Road Transmission Main Condition Assessment	275d	07/01/2023 A	07/01/2026																																																																	
	170603: 84"/72" Transmission Main Condition Assessment	519d	06/01/2025 A	03/02/2027																																																																	
	170604: 96-inch Transmission Main Condition Assessment	883d	10/01/2027	03/01/2030																																																																	
	170605: 42-inch Squirrel, Auburn Hills – Condition Assessment	607d	09/01/2029	04/30/2031																																																																	
	170606: 120-inch Pipeline Renewals	945d	07/01/2025 A	05/01/2028																																																																	
	170607: 42-inch Tyler-North, Van Buren Twp – Condition Assessment	974d	10/06/2025	06/05/2028																																																																	
	170608: 14 Mile Road Emergency Response & Condition Assessment	214d	09/25/2025 A	05/01/2026																																																																	
	170609: Pipe Group 394, 42-inch, Marquette, Garden City Condition Assessment	851d	01/01/2026	04/30/2028																																																																	
	170700: Transmission Pump Station Mechanical/Structural/Architectural Improvements Program	3653d	07/01/2030	06/30/2040																																																																	
	170800: System-Wide Finished Water Reservoir Inspection, Design and Rehabilitation	2100d	11/19/2018 A	06/30/2031																																																																	
170801: Reservoir Inspection, Design & Construction at Imlay, Lake Huron, Springwells, South	0d	12/07/2018 A	01/17/2025 A																																																																		
170802: Reservoir Inspection, Design, and Construction Management Services Phase II	1555d	07/15/2022 A	01/01/2030																																																																		
170803: Reservoir Inspection, Design, and Construction Management Services Phase III	2192d	07/01/2026	06/30/2032																																																																		
170900: Suburban Water Meter Pit Rehabilitation and Meter Replacement	6209d	07/01/2026	07/01/2043																																																																		
170904: Wholesale Water Meterpit Rehabilitation and Meter Upgrade - Phase II	1106d	07/01/2023 A	10/09/2028																																																																		
170906: Repurpose Abandoned Meter Pits	731d	07/01/2026	06/30/2028																																																																		
170907: GLWA New Water Master Meter FL-01 Vault Upgrade and Rightsizing	182d	07/01/2026	12/29/2026																																																																		
171500: Roof Replacement at WWP, SP, LH, NE, SW, NSC, Orion, Franklin, and Conner Creek	3035d	03/09/2031	06/30/2039																																																																		
<div><div></div> Professional Services</div> <div><div></div> Actual Progress</div>												<div><div></div> Design</div> <div><div></div> Construction</div>												<div><div></div> Design</div> <div><div></div> Study</div>												CIP FY 27-31 - Integrated Master Schedule - Water Projects Draft 2 Update																Run Date: 11/18/2025						Page 2 of 2						<div><div></div><div>GLWA</div><div>Great Lakes Water Authority</div></div>					

Project Title: Lake Huron WTP, Low-Lift, High Lift and Filter Backwash Pumping System Improvements

Project Status: Project Execution - Design

Class Lvl 1: Water

Class Lvl 2: Treatment Plants and Facilities

Class Lvl 3: Lake Huron

Lookup Location: Lake Huron WTP

☐ **Project New to CIP:**

- ☒ **Innovation**
- ☐ **WW Master Plan**
- ☒ **Water Master Plan Right Sizing**
- ☒ **Redundancy**
- ☐ **Linear Assets Outside of Facilities**
- ☐ **Predecessor Project(s)**



Lake Huron Water Treatment Plant

Project Engineer/Manager: Eric Kramp

Director: TBD

Project Score

79.7

Problem Statement:

This project addresses multiple issues at the LHWTP, primarily focused on electrical, pumping, and limited chemical feed system improvements.

Improvements are needed to align the existing low lift pumping rate with the Lake Huron WTP production rate per the 2015 Water Master Plan Update. Currently, constant speed pumping at the low-lift portion of the plant can force it to operate in a semi-batch mode during night-time, low-demand periods. Existing electrical gear for low- and high-lift pum...See BCE Report for more information...

Scope of Work/Project Alternatives:

This CIP will be delivered using a design-bid-build project delivery method. The project's scope of improvements will generally include rehabilitation or replacement of the following systems and equipment:

1. High and medium voltage electrical system
2. Low-lift pumps, to be right-sized to current and projected demands.
3. High-lift pumping units, right-sized to current and projected demands.
4. Filter wash water pumps and related equipment.
5. Phosphoric acid storage tanks and fill piping...See BCE Report for more information...

Other Important Info:

*Innovation note: Ensure energy efficiency. Coordination between existing pumping unit and motor required during design. Critical speed analysis may show the pump improvements needed to operate at reduced speeds. Developing an innovative rehabilitation design to minimize maintenance of existing drives.

This project will also replace the existing 60 MGD wash water "on-demand" system with an elevated tank system, decreasing the potential of filter upset by control loss.

Project Title: Lake Huron WTP, Low-Lift, High Lift and Filter Backwash Pumping System Improvements

Current Expenses (All figures are in \$1,000's)

"Total Costs" include costs outside of the 10 year planning window

***Design & Construction costs are inclusive of salaries where salaries are not defined**

Activity Name	Total Costs	Actual Costs	Prior FYs	FY26	FY27	FY28	FY29	FY30	FY31	5 Year Total	FY32-36
GLWA Salaries	\$1,307	\$241	\$234	\$108	\$136	\$136	\$136	\$136	\$136	\$680	\$284
Design & Construction Assistance # 1 (1803769)	\$15,003	\$6,659	\$6,161	\$1,382	\$1,182	\$1,980	\$930	\$823	\$823	\$5,739	\$1,721
Construction (Build) # 1	\$120,296	\$203	\$203	\$0	\$0	\$14,101	\$19,443	\$24,877	\$25,127	\$83,549	\$36,544
Construction (Build) # 2	\$7,500	\$0	\$0	\$0	\$0	\$0	\$3,557	\$3,836	\$108	\$7,500	\$0
Construction (Build) # 3	\$0	\$0	\$0	\$0	\$0	\$0	\$0	\$0	\$0	\$0	\$0
Totals	\$144,106	\$7,103	\$6,599	\$1,490	\$1,318	\$16,217	\$24,066	\$29,672	\$26,194	\$97,468	\$38,549

Project Title: Lake Huron WTP, Filter Instrumentation and Raw Water Flow Metering Improvements

Project Status: Project Execution - Construction

Class Lvl 1: Water

Class Lvl 2: Treatment Plants and Facilities

Class Lvl 3: Lake Huron

Lookup Location: Lake Huron WTP

☐ **Project New to CIP:**

- ☒ **Innovation**
- ☐ **WW Master Plan**
- ☐ **Water Master Plan Right Sizing**
- ☒ **Redundancy**
- ☐ **Linear Assets Outside of Facilities**
- ☐ **Predecessor Project(s)**



Lake Huron Water Treatment Plant, Filter Instrumentation and Raw Water Flow Metering Improvements

Project Engineer/Manager: Eric Kramp

Director: TBD

Project Score

60.5

Problem Statement:

The instrumentation, filter controls, and raw water metering at the Lake Huron WTP is beyond useful life, no longer per industry standards, and is in need of replacement or rehabilitation.

Scope of Work/Project Alternatives:

The Contract has been redeveloped as a PDB to give full consideration to CS-108 guidelines.

Other Important Info:

Contract is being redeveloped for full integration with CS-108 guidelines.

Current Expenses (All figures are in \$1,000's)

"Total Costs" include costs outside of the 10 year planning window

***Design & Construction costs are inclusive of salaries where salaries are not defined**

Activity Name	Total Costs	Actual Costs	Prior FYs	FY26	FY27	FY28	FY29	FY30	FY31	5 Year Total	FY32-36
GLWA Salaries	\$400	\$200	\$187	\$46	\$44	\$44	\$44	\$34	\$0	\$167	\$0
Professional Services	\$188	\$188	\$188	\$0	\$0	\$0	\$0	\$0	\$0	\$0	\$0
Design/Engineering (CS-1771)	\$963	\$963	\$963	\$0	\$0	\$0	\$0	\$0	\$0	\$0	\$0
Design/Engineering (CS-1499)	\$44	\$44	\$44	\$0	\$0	\$0	\$0	\$0	\$0	\$0	\$0
Design/Engineering	\$1,100	\$0	\$0	\$38	\$287	\$288	\$287	\$200	\$0	\$1,062	\$0
Design-Build (2101680)	\$82,454	\$5,114	\$5,057	\$8,442	\$15,040	\$23,191	\$20,738	\$9,987	\$0	\$68,956	\$0
Totals	\$85,148	\$6,508	\$6,438	\$8,526	\$15,371	\$23,523	\$21,070	\$10,220	\$0	\$70,184	\$0

Project Title: Lake Huron WTP, Architectural Programming for Laboratory and Admin Building Improvements

Project Status: Cancelled
Class Lvl 1: Water
Class Lvl 2: Treatment Plants and Facilities
Class Lvl 3: Lake Huron
Lookup Location: Lake Huron WTP
☐ **Project New to CIP:**

- ☐ **Innovation**
- ☐ **WW Master Plan**
- ☐ **Water Master Plan Right Sizing**
- ☐ **Redundancy**
- ☐ **Linear Assets Outside of Facilities**
- ☐ **Predecessor Project(s)**



Architectural Programming for Laboratory and Admin Building Improvements

Project Engineer/Manager: Brian VanHall

Director: TBD

Project Score

49.5

Problem Statement:

The Lake Huron Water Treatment Plant started operating in 1976. The existing process control laboratory and administration building interiors are original construction, including flooring, wall coverings, doors, ceilings, lab cabinetry, control room boards, bathroom fixtures, and lighting fixtures. The original control room board is still located in the laboratory and consumes a large amount of space that is not used and inefficient. The architectural layout of the laboratory and administration...See BCE Report for more information...

Scope of Work/Project Alternatives:

This project will start with a study phase to determine the most efficient architectural layout that meets current process laboratory control technology and administrative workflow practices; and that can be provided through a construction renovation project within the existing building footprint. Additional minor architectural needs will be evaluated in the study phase that include stairs from the exterior door down to the retention basin area and interior/exterior doors.

Other Important Info:

N/A

Current Expenses (All figures are in \$1,000's)

"Total Costs" include costs outside of the 10 year planning window

***Design & Construction costs are inclusive of salaries where salaries are not defined**

Activity Name	Total Costs	Actual Costs	Prior FYs	FY26	FY27	FY28	FY29	FY30	FY31	5 Year Total	FY32-36
GLWA Salaries	\$0	\$0	\$0	\$0	\$0	\$0	\$0	\$0	\$0	\$0	\$0
Design/Engineering	\$0	\$0	\$0	\$0	\$0	\$0	\$0	\$0	\$0	\$0	\$0
Totals	\$0	\$0	\$0	\$0	\$0	\$0	\$0	\$0	\$0	\$0	\$0

Project Title: Lake Huron WTP - High Lift Pumping, Water Production Flow Metering and Yard Piping Improvements

Project Status: Project Execution - Construction

Class Lvl 1: Water

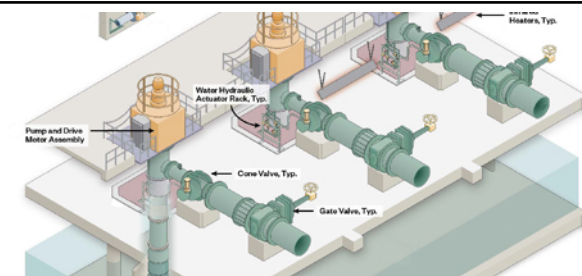
Class Lvl 2: Treatment Plants and Facilities

Class Lvl 3: Lake Huron

Lookup Location: Lake Huron WTP

☐ **Project New to CIP:**

- ☐ **Innovation**
- ☐ **WW Master Plan**
- ☐ **Water Master Plan Right Sizing**
- ☒ **Redundancy**
- ☐ **Linear Assets Outside of Facilities**
- ☐ **Predecessor Project(s)**



Conceptual new h-L pump arrangement

Project Engineer/Manager: Brian VanHall

Director: TBD

Project Score

75.7

Problem Statement:

Three new, smaller capacity, high-lift pumping units are needed to provide reduced finished water flows out of Lake Huron WTP to accommodate the relocation of the 96-inch transmission main south of Dorsey-Dickenson valve and to accommodate the installation of a new water production flow meter at the Lake Huron WTP. The three, new smaller capacity high-lift pumping units will also serve a longer term need to better match lower diurnal demands seen at the Lake Huron WTP.

Scope of Work/Project Alternatives:

This project will be delivered using a design-build project delivery method. The scope includes installing three new 35 million-gallon-per day (MGD) high-lift pumping units, including pumps, motors, instrumentation, control, and electrical work. The scope of work involves designing and building a new water 72-inch production flow meter and new 84-inch butterfly valve, along with the associated vaults and piping modifications to more accurately measure finished water production flows from the fa...See BCE Report for more information...

Other Important Info:

N/A

Project Title: Lake Huron WTP - High Lift Pumping, Water Production Flow Metering and Yard Piping Improvements

Current Expenses (All figures are in \$1,000's)

"Total Costs" include costs outside of the 10 year planning window

***Design & Construction costs are inclusive of salaries where salaries are not defined**

Activity Name	Total Costs	Actual Costs	Prior FYs	FY26	FY27	FY28	FY29	FY30	FY31	5 Year Total	FY32-36
GLWA Salaries	\$796	\$487	\$463	\$209	\$125	\$0	\$0	\$0	\$0	\$125	\$0
Professional Services (CS-272)	\$252	\$252	\$252	\$0	\$0	\$0	\$0	\$0	\$0	\$0	\$0
Professional Services (CS-166)	\$295	\$191	\$180	\$73	\$42	\$0	\$0	\$0	\$0	\$42	\$0
Design-Build # 1	\$30,260	\$15,076	\$15,198	\$11,607	\$3,454	\$0	\$0	\$0	\$0	\$3,454	\$0
Design-Build # 2	\$0	\$0	\$0	\$0	\$0	\$0	\$0	\$0	\$0	\$0	\$0
Construction	\$1,566	\$0	\$0	\$1,566	\$0	\$0	\$0	\$0	\$0	\$0	\$0
Totals	\$33,169	\$16,004	\$16,093	\$13,455	\$3,621	\$0	\$0	\$0	\$0	\$3,621	\$0

Project Title: Lake Huron WTP Filtration Improvement

Project Status: Future Planned - Within Five Year Plan

Class Lvl 1: Water

Class Lvl 2: Treatment Plants and Facilities

Class Lvl 3: Lake Huron

Lookup Location: Lake Huron WTP

☐ **Project New to CIP:**

- ☐ **Innovation**
- ☐ **WW Master Plan**
- ☒ **Water Master Plan Right Sizing**
- ☒ **Redundancy**
- ☐ **Linear Assets Outside of Facilities**
- ☐ **Predecessor Project(s)**



WTP Filtration Improvement

Project Engineer/Manager: Andrea Miller

Director: TBD

Project Score
77.4
Problem Statement:

Significant issues exist in the filtration process of the Lake Huron WTP:
 Filter influent and drain valves do not seal well, creating water loss and burdening the solids handling system with more influent than necessary. Filter underdrains have not been evaluated and require condition assessment.
 Filter media has lost considerable depth.
 Isolation valves between the filters, filtered water conduit, filter to drain, and clearwells currently leak heavily

Scope of Work/Project Alternatives:

This project will be delivered using a design-bid-build project delivery method. The scope of work will generally include the following:

1. Construct filtration improvements, including filter media, filter auxiliary scouring equipment, filter wash water troughs, and other filter tank work.
2. Replace the existing filter control valves and valve operators.
3. Rehabilitate concrete associated with the filters.
4. Replace isolation and valves as necessary
5. Repaint WW Conduit
6. Replace und...See BCE Report for more information...

Other Important Info:

n/a

Project Title: Lake Huron WTP Filtration Improvement

Current Expenses (All figures are in \$1,000's)

"Total Costs" include costs outside of the 10 year planning window

***Design & Construction costs are inclusive of salaries where salaries are not defined**

Activity Name	Total Costs	Actual Costs	Prior FYs	FY26	FY27	FY28	FY29	FY30	FY31	5 Year Total	FY32-36
GLWA Salaries	\$527	\$0	\$0	\$0	\$0	\$0	\$75	\$75	\$75	\$225	\$302
Design & Construction Assistance # 1	\$7,058	\$0	\$0	\$0	\$0	\$0	\$1,139	\$1,142	\$188	\$2,468	\$4,589
Construction (Build) # 1	\$51,053	\$0	\$0	\$0	\$0	\$0	\$0	\$0	\$925	\$925	\$50,128
Totals	\$58,638	\$0	\$0	\$0	\$0	\$0	\$1,214	\$1,217	\$1,188	\$3,619	\$55,019

Project Title: LHWTP-Flocculation Improvements

Project Status: Project Execution - Construction

Class Lvl 1: Water

Class Lvl 2: Treatment Plants and Facilities

Class Lvl 3: Lake Huron

Lookup Location: Lake Huron

☐ **Project New to CIP:**

- ☒ **Innovation**
- ☐ **WW Master Plan**
- ☐ **Water Master Plan Right Sizing**
- ☐ **Redundancy**
- ☐ **Linear Assets Outside of Facilities**
- ☒ **Predecessor Project(s)**



Flocculator Improvements

Project Engineer/Manager: Andrea Miller

Director: TBD

Project Score
91.5
Problem Statement:

The flocculators at the Lake Huron Water Treatment Plant are non-functional. While the plant has been able to maintain water quality, the State of Michigan has identified this a serious issue. This project solves this problem and addresses other issues with the flocculation systems such as any found defects that in process and structure that are identified.

Scope of Work/Project Alternatives:

The project will be executed on a traditional design/bid/build delivery process. Design/build would be unsuitable as the selection of flocculation technology will be the primary driver of overall cost, and is unknown.

Other Important Info:

The contract will also correct a process defect in the plant, where a section of the station conduits can not be taken out of service without loss of the entire station. This will entail the construction of approximately 150 lineal feet of new parallel raw water conduit.

As an update to this CIP, it is contemplated that the construction may be broken into two phases so that the front end work may occur independently of the flocculator work still being piloted. This will allow the flocculato...See BCE Report for more information...

Project Title: LHWTP-Flocculation Improvements

Current Expenses (All figures are in \$1,000's)
"Total Costs" include costs outside of the 10 year planning window
***Design & Construction costs are inclusive of salaries where salaries are not defined**

Activity Name	Total Costs	Actual Costs	Prior FYs	FY26	FY27	FY28	FY29	FY30	FY31	5 Year Total	FY32-36
GLWA Salaries	\$462	\$61	\$54	\$58	\$68	\$68	\$68	\$68	\$68	\$339	\$11
Design & Construction Assistance	\$7,870	\$2,445	\$1,930	\$553	\$403	\$1,209	\$1,206	\$1,206	\$1,206	\$5,230	\$195
Construction	\$2,103	\$393	\$0	\$2,732	\$4,272	\$17,574	\$22,426	\$15,312	\$1,051	\$60,635	\$0
Totals	\$71,736	\$2,936	\$1,984	\$3,343	\$4,743	\$18,851	\$23,700	\$16,586	\$2,325	\$66,204	\$206

Project Title: Lake Huron Water Treatment Plant Fireloop and Plant Water Improvements

Project Status: Future Planned - Within Five Year Plan

Class Lvl 1: Water

Class Lvl 2: Treatment Plants and Facilities

Class Lvl 3: Lake Huron

Lookup Location: Lake Huron WTP

☐ **Project New to CIP:**

- ☐ **Innovation**
- ☐ **WW Master Plan**
- ☐ **Water Master Plan Right Sizing**
- ☐ **Redundancy**
- ☐ **Linear Assets Outside of Facilities**
- ☐ **Predecessor Project(s)**



Fireloop and Plant Water Improvements

Project Engineer/Manager: Andrea Miller

Director: TBD

Project Score

63.3

Problem Statement:

The Lake Huron fire loop is ductile iron piping in the yard installed in the early 1970s that has had multiple failures and needs to be replaced. Excavating a portion of the pipe for an urgent repair showed the existing piping had areas of significant material losses from corrosion. Most plant water piping was installed in the early 1970s and significant scaling has been observed on portions of piping where connections have been made for other work. Excessive pressure drops or plugging of plant...See BCE Report for more information...

Scope of Work/Project Alternatives:

Demolition and abandonment of the existing fire loop piping and installation of a new pipeline. At a minimum, the design will determine the pipe routing, sizing, materials, cathodic protection, portions to be concrete encased; roadway replacements where pipe passes underneath; and locations of hydrants, valves and manways. GLWA is performing a condition assessment to further examine the existing piping and soil conditions that will be used to establish final scope to be included for design and ...See BCE Report for more information...

Other Important Info:

--

Current Expenses (All figures are in \$1,000's)

"Total Costs" include costs outside of the 10 year planning window

***Design & Construction costs are inclusive of salaries where salaries are not defined**

Activity Name	Total Costs	Actual Costs	Prior FYs	FY26	FY27	FY28	FY29	FY30	FY31	5 Year Total	FY32-36
GLWA Salaries	\$55	\$4	\$4	\$0	\$0	\$0	\$0	\$0	\$0	\$0	\$51
Design/Engineering	\$1,400	\$0	\$0	\$0	\$0	\$0	\$0	\$0	\$0	\$0	\$1,400
Construction	\$8,600	\$0	\$0	\$0	\$0	\$0	\$0	\$0	\$0	\$0	\$8,600
Totals	\$10,055	\$4	\$4	\$0	\$0	\$0	\$0	\$0	\$0	\$0	\$10,051

Project Title: Northeast Water Treatment Plant High-Lift Pumping Station Improvements

Project Status: Future Planned - Ten Year CIP

Class Lvl 1: Water


Class Lvl 2: Treatment Plants and Facilities

Class Lvl 3: Northeast

Lookup Location: Northeast WTP

☐ **Project New to CIP:**

- ☐ **Innovation**
- ☐ **WW Master Plan**
- ☒ **Water Master Plan Right Sizing**
- ☒ **Redundancy**
- ☐ **Linear Assets Outside of Facilities**
- ☐ **Predecessor Project(s)**



Northeast Water Treatment Plant

Project Engineer/Manager: Corey Brecht

Director: TBD

Project Score

82.2

Problem Statement:

Existing mechanical, electrical, instrumentation, and control system equipment within the high-lift pumping plant at the Northeast Water Treatment Plant is mostly original (i.e. 1956). The following equipment is beyond its useful life:
Both medium-voltage and low-voltage switchgear. (Stock replacement parts are no longer available. Medium-voltage switchgear cubicles are irreparable. All medium-voltage cables are (especially with respect to insulation properties) Primary service transformers (...See BCE Report for more information...

Scope of Work/Project Alternatives:

This project will be delivered using a design-bid-build project delivery method. The scope of work generally includes:
1) Replace medium voltage switchgear, Unit Substation 1, all motor control centers (MCCs), power panels, transformers, and lighting panels.
2) Replace HL Pumps and size according to projected demands.
3) Replace pump motor controls to accommodate remote operation.
4) Replace primary transformers and test/replace feeders to property lines. Coordinate with DTE to ensure th...See BCE Report for more information...

Other Important Info:

NA

Project Title: Northeast Water Treatment Plant High-Lift Pumping Station Improvements

Current Expenses (All figures are in \$1,000's)

"Total Costs" include costs outside of the 10 year planning window

***Design & Construction costs are inclusive of salaries where salaries are not defined**

Activity Name	Total Costs	Actual Costs	Prior FYs	FY26	FY27	FY28	FY29	FY30	FY31	5 Year Total	FY32-36
GLWA Salaries	\$1,149	\$35	\$35	\$0	\$0	\$0	\$0	\$0	\$0	\$0	\$619
Professional Services	\$527	\$527	\$527	\$0	\$0	\$0	\$0	\$0	\$0	\$0	\$0
Design & Construction Assistance (Electrical Service)	\$11,000	\$0	\$0	\$0	\$0	\$0	\$0	\$0	\$0	\$0	\$8,487
Design/Engineering (Non-Critical Electrical Service Changes)	\$11,000	\$0	\$0	\$0	\$0	\$0	\$0	\$0	\$0	\$0	\$3,309
Construction (Electrical Service Change)	\$68,000	\$0	\$0	\$0	\$0	\$0	\$0	\$0	\$0	\$0	\$27,705
Construction (Non-Critical Electrical Service Changes)	\$80,000	\$0	\$0	\$0	\$0	\$0	\$0	\$0	\$0	\$0	\$0
Totals	\$171,675	\$561	\$562	\$0	\$0	\$0	\$0	\$0	\$0	\$0	\$40,120

Project Title: Northeast Water Treatment Plant Flocculator Replacements

Project Status: Project Execution - Construction

Class Lvl 1: Water

Class Lvl 2: Treatment Plants and Facilities

Class Lvl 3: Northeast

Lookup Location: Northeast Water Treatment Plant

☐ **Project New to CIP:**

- ☐ **Innovation**
- ☐ **WW Master Plan**
- ☐ **Water Master Plan Right Sizing**
- ☐ **Redundancy**
- ☐ **Linear Assets Outside of Facilities**
- ☐ **Predecessor Project(s)**



Flocculator Replacements

Project Engineer/Manager: Brian VanHall

Director: TBD

Project Score

82.4

Problem Statement:

The existing flocculators are not operable and are beyond repair, which reduces sedimentation effectiveness and creates a greater load on the filtration process. The State of Michigan Department of Environment, Great Lakes & Energy (EGLE) noted the condition of the existing flocculators at the Northeast Water Treatment Plant as a deficiency in ELGE's 2021 Northeast Water Treatment Plant Sanitary Survey, dated March 4, 2021.

Scope of Work/Project Alternatives:

This CIP project is being delivered under a design-bid-build project delivery method and generally includes the following scope of work:

1. Demolish and remove existing flocculators including drives, motors, shafts, paddle wheels, control panels, electrical service, and related appurtenances.
2. Install a complete, new flocculation system designed to current industry standards.
3. Construct new stairways and platforms to improve access to the flocculator drive galleries.

Other Important Info:

Existing flocculators are original to the plant (circa 1956) and are (1) not operable, (2) beyond repair, and (3) do not provide present day flocculation mixing energies. The new flocculation system is designed to current and best industry standards for flocculation mixing energies, tapered flocculation, and is conducive to easier operation and maintenance.

Project Title: Northeast Water Treatment Plant Flocculator Replacements

Current Expenses (All figures are in \$1,000's)

"Total Costs" include costs outside of the 10 year planning window

***Design & Construction costs are inclusive of salaries where salaries are not defined**

Activity Name	Total Costs	Actual Costs	Prior FYs	FY26	FY27	FY28	FY29	FY30	FY31	5 Year Total	FY32-36
GLWA Salaries	\$1,088	\$645	\$614	\$240	\$234	\$0	\$0	\$0	\$0	\$234	\$0
Professional Services (CS-272)	\$60	\$60	\$60	\$0	\$0	\$0	\$0	\$0	\$0	\$0	\$0
Professional Services (CS-166)	\$210	\$77	\$77	\$71	\$63	\$0	\$0	\$0	\$0	\$63	\$0
Contractual Professional Services (1904321)	\$0	\$0	\$0	\$0	\$0	\$0	\$0	\$0	\$0	\$0	\$0
Construction (Build) #1	\$12,699	\$6,573	\$6,524	\$3,530	\$2,645	\$0	\$0	\$0	\$0	\$2,645	\$0
Construction	\$990	\$0	\$0	\$438	\$552	\$0	\$0	\$0	\$0	\$552	\$0
Totals	\$15,047	\$7,354	\$7,274	\$4,279	\$3,494	\$0	\$0	\$0	\$0	\$3,494	\$0

Project Title: NEWTP-Structural Repairs

Project Status: Active - Procurement - Construction

Class Lvl 1: Water

Class Lvl 2: Treatment Plants and Facilities

Class Lvl 3: Northeast

Lookup Location: Northeast WTP

☐ **Project New to CIP:**

- ☐ **Innovation**
- ☐ **WW Master Plan**
- ☐ **Water Master Plan Right Sizing**
- ☐ **Redundancy**
- ☐ **Linear Assets Outside of Facilities**
- ☐ **Predecessor Project(s)**



NEWTP-Structural Repairs

Project Engineer/Manager: Govind Patel

Director: Terry Daniel

Project Score

95.2

Problem Statement:

The NEWTP was constructed in 1953 and consist largely of reinforced concrete frames and slabs. Deterioration due to water infiltration from the hatch covers and other cracks over time has weakened some structures and and resulted in corrosion to header, catwalks, and staircase.

Scope of Work/Project Alternatives:

The scope of the project includes repair of concrete beams with new reinforcement, CFRP shear wrap and crack injection, roof slab crack injection, and crack injection of the Plant North and South High Lift vault walls. It also includes replacing all the concrete Hatch covers with steel covers and surrounding curbs to prevent water entering the hatches, together with adding concrete topping to improve drainage by providing surface area drains.

Other Important Info:

Concrete debris fell from ceiling beams on catwalks and the south header pipe vault floor during the mid-night shift on March 13, 2021. No one injured, but this incident highlighted the risk to employee safety

Current Expenses (All figures are in \$1,000's)

"Total Costs" include costs outside of the 10 year planning window

***Design & Construction costs are inclusive of salaries where salaries are not defined**

Activity Name	Total Costs	Actual Costs	Prior FYs	FY26	FY27	FY28	FY29	FY30	FY31	5 Year Total	FY32-36
GLWA Salaries	\$60	\$18	\$15	\$19	\$21	\$5	\$0	\$0	\$0	\$26	\$0
Design/Engineering	\$625	\$235	\$235	\$145	\$195	\$50	\$0	\$0	\$0	\$244	\$0
Construction	\$6,558	\$1	\$1	\$2,472	\$3,512	\$573	\$0	\$0	\$0	\$4,085	\$0
Totals	\$7,242	\$253	\$251	\$2,637	\$3,728	\$628	\$0	\$0	\$0	\$4,355	\$0

Project Title: Northeast Water Treatment Plant Filter Replacement

Project Status: Active - Procurement -
Negotiation Phase - Construction

Class Lvl 1: Water


Class Lvl 2: Treatment Plants and
Facilities

Class Lvl 3: Northeast

Lookup Location: Northeast WTP

☐ **Project New to CIP:**

- ☐ **Innovation**
- ☐ **WW Master Plan**
- ☐ **Water Master Plan Right Sizing**
- ☐ **Redundancy**
- ☐ **Linear Assets Outside of Facilities**
- ☐ **Predecessor Project(s)**



Northeast Water Treatment Plant Filter Replacement

Project Engineer/Manager: Erich Klun

Director: TBD

Project Score

93.5

Problem Statement:

The existing filter components are beyond their useful life and are not meeting the performance standards. There are multiple filters out of service due to damaged underdrains or other components. The State of Michigan Department of Environment, Great Lakes & Energy (EGLE) noted the condition of the existing filters at the Northeast Water Treatment Plant as a deficiency in EGLE's latest Sanitary Survey.

Scope of Work/Project Alternatives:

This CIP project is being delivered under a design-build project delivery method and generally includes the following scope of work: 1.) removal and replacement of the filter media; 2.) removal and replacement of the surface wash water system; 3.) rehabilitation of the existing filter underdrain system; 4.) select removal and replacement of the filter gallery piping; 5.) removal and replacement of the filter valves; and 6.) replacement of filter controls in accordance with GLWA standards for au...See BCE Report for more information...

Other Important Info:

The existing filters components are mostly original to the plant (circa 1956) and are: 1.) no operable; 2.) beyond useful life; and 3.) do not provide run time standards.

Project Title: Northeast Water Treatment Plant Filter Replacement

Current Expenses (All figures are in \$1,000's)

"Total Costs" include costs outside of the 10 year planning window

***Design & Construction costs are inclusive of salaries where salaries are not defined**

Activity Name	Total Costs	Actual Costs	Prior FYs	FY26	FY27	FY28	FY29	FY30	FY31	5 Year Total	FY32-36
GLWA Salaries	\$513	\$197	\$183	\$64	\$67	\$67	\$67	\$67	\$0	\$266	\$0
Professional Services (2202942)	\$84	\$84	\$84	\$0	\$0	\$0	\$0	\$0	\$0	\$0	\$0
Design/Engineering	\$0	\$0	\$0	\$0	\$0	\$0	\$0	\$0	\$0	\$0	\$0
Construction	\$139,989	\$0	\$0	\$6,065	\$22,062	\$42,177	\$42,062	\$27,622	\$0	\$133,924	\$0
Totals	\$140,585	\$280	\$267	\$6,129	\$22,129	\$42,244	\$42,129	\$27,689	\$0	\$134,190	\$0

Project Title: Northeast Sedimentation Basins Sludge Processing Facility

Project Status: Project Execution - Design

Class Lvl 1: Water

Class Lvl 2: Treatment Plants and Facilities

Class Lvl 3: Northeast

Lookup Location: --

☒ **Project New to CIP:**

- ☐ Innovation
- ☐ WW Master Plan
- ☐ Water Master Plan Right Sizing
- ☐ Redundancy
- ☐ Linear Assets Outside of Facilities
- ☐ Predecessor Project(s)



Processing Facility

Project Engineer/Manager: Govind Patel

Director: TBD

Project Score

74.4

Problem Statement:

GLWA is relying on contracted sludge removal services to remove alum sludge byproduct from the Northeast WTP. These contracted services are difficult to manage, costly, and can impact maintenance of service if not done on a regular schedule.

Scope of Work/Project Alternatives:

Options considered were: 1. Continuation of current sludge removal contract 2. Construction of full solids collection and treatment system 3. Construction of modular solids processing facility to work in tandem with manual removal of the alum sludge. Option 3 was selected by Water Operations as it can provide the most regular schedule of sludge cleaning at the lowest up-front capital cost.

Other Important Info:

--

Current Expenses (All figures are in \$1,000's)

"Total Costs" include costs outside of the 10 year planning window

***Design & Construction costs are inclusive of salaries where salaries are not defined**

Activity Name	Total Costs	Actual Costs	Prior FYs	FY26	FY27	FY28	FY29	FY30	FY31	5 Year Total	FY32-36
GLWA Salaries	\$90	\$0	\$0	\$30	\$40	\$20	\$0	\$0	\$0	\$60	\$0
Design/Engineering	\$439	\$439	\$439	\$0	\$0	\$0	\$0	\$0	\$0	\$0	\$0
Construction	\$9,000	\$0	\$0	\$0	\$5,973	\$3,027	\$0	\$0	\$0	\$9,000	\$0
Totals	\$9,528	\$438	\$439	\$30	\$6,013	\$3,048	\$0	\$0	\$0	\$9,060	\$0

Project Title: Southwest Water Treatment Plant Low- and High lift Pumping station Improvements

Project Status: Future Planned - Ten Year CIP

Class Lvl 1: Water

Class Lvl 2: Treatment Plants and Facilities

Class Lvl 3: Southwest

Lookup Location: Southwest WTP

☐ **Project New to CIP:**

- ☒ **Innovation**
- ☐ **WW Master Plan**
- ☒ **Water Master Plan Right Sizing**
- ☐ **Redundancy**
- ☐ **Linear Assets Outside of Facilities**
- ☐ **Predecessor Project(s)**



Low- and High lift Pumping station Improvements

Project Engineer/Manager: Erich Klun

Director: TBD

Project Score

89.4

Problem Statement:

Most of the plant's process mechanical, building mechanical and electrical systems are original to the plant (circa 1962) and are nearing or are past end of useful service life. As a result, additional plant maintenance effort is necessary to meet plant operational needs.

Scope of Work/Project Alternatives:

The work includes design and construction services for the replacement of numerous large-diameter butterfly valves and water-control gates throughout the low-lift, high-lift, filtration, and flocculator buildings. The low- and high-lift pumping units, and filters will all be right sized taking into consideration the current and 20-year projected demands.

Other Important Info:

This work is included in the 2015 water master plan update. It also recommends that GLWA consider decommissioning treatment at the Southwest Water Treatment Plant if water demand continues to trend in a downward direction.

Current Expenses (All figures are in \$1,000's)

"Total Costs" include costs outside of the 10 year planning window

***Design & Construction costs are inclusive of salaries where salaries are not defined**

Activity Name	Total Costs	Actual Costs	Prior FYs	FY26	FY27	FY28	FY29	FY30	FY31	5 Year Total	FY32-36
GLWA Salaries	\$1,657	\$0	\$0	\$0	\$0	\$0	\$0	\$0	\$0	\$0	\$1,036
Design & Construction Assistance # 1	\$30,395	\$0	\$0	\$0	\$0	\$0	\$0	\$0	\$0	\$0	\$8,593
Construction	\$130,058	\$0	\$0	\$0	\$0	\$0	\$0	\$0	\$0	\$0	\$65,068
Totals	\$162,109	\$0	\$0	\$0	\$0	\$0	\$0	\$0	\$0	\$0	\$74,696

Project Title: Southwest Water Treatment Plant Architectural and Building Mechanical Improvements

Project Status: Future Planned - Ten Year CIP

Class Lvl 1: Water

Class Lvl 2: Treatment Plants and Facilities

Class Lvl 3: Southwest

Lookup Location: Southwest WTP

☐ **Project New to CIP:**

- ☒ **Innovation**
- ☐ **WW Master Plan**
- ☐ **Water Master Plan Right Sizing**
- ☐ **Redundancy**
- ☐ **Linear Assets Outside of Facilities**
- ☐ **Predecessor Project(s)**



Southwest Water Treatment Plant

Project Engineer/Manager: Vittoria Veltri

Director: TBD

Project Score

38.7

Problem Statement:

Most of the existing low- and high- lift pumping station and administration buildings' mechanical equipment (HVAC, dehumidification, plumbing) and architectural components such as doors, windows, floors, and furnishings, are over 50 years old and are beyond their normal useful service life. Additional architectural improvements at Southwest Water Treatment Plant will include renovation of staff locker rooms and bathrooms, including a restroom for female staff.

Scope of Work/Project Alternatives:

This project would be delivered using a design-bid-build project delivery method. The scope of work would generally include:

1. Design of the project.
 2. Remove existing building mechanical and architectural systems.
 3. Install new heating and ventilating systems process and administration areas.
 4. Install new air-conditioning systems for administration areas.
 5. Install new dehumidification systems for the high-lift header vault.
 6. Install new interior and exterior doors and windows.
- ...See BCE Report for more information...

Other Important Info:

CS-1528 water master plan update included these improvements.

Project Title: Southwest Water Treatment Plant Architectural and Building Mechanical Improvements

Current Expenses (All figures are in \$1,000's)

"Total Costs" include costs outside of the 10 year planning window

***Design & Construction costs are inclusive of salaries where salaries are not defined**

Activity Name	Total Costs	Actual Costs	Prior FYs	FY26	FY27	FY28	FY29	FY30	FY31	5 Year Total	FY32-36
GLWA Salaries	\$141	\$4	\$4	\$0	\$0	\$0	\$0	\$0	\$0	\$0	\$82
Design & Construction Assistance # 1	\$1,500	\$0	\$0	\$0	\$0	\$0	\$0	\$0	\$0	\$0	\$322
Construction	\$7,000	\$0	\$0	\$0	\$0	\$0	\$0	\$0	\$0	\$0	\$0
Totals	\$8,640	\$4	\$4	\$0	\$0	\$0	\$0	\$0	\$0	\$0	\$404

Project Title: SW Flight and Chain Upgrades

Project Status: Project Execution - Construction

Class Lvl 1: Water

Class Lvl 2: Treatment Plants and Facilities

Class Lvl 3: Southwest

Lookup Location: SWTP

☐ **Project New to CIP:**

- ☐ **Innovation**
- ☐ **WW Master Plan**
- ☐ **Water Master Plan Right Sizing**
- ☐ **Redundancy**
- ☐ **Linear Assets Outside of Facilities**
- ☐ **Predecessor Project(s)**



SW Flight and Chain Upgrades

Project Engineer/Manager: Vittoria Veltri

Director: Terry Daniel

Project Score
68.7
Problem Statement:

The existing flight and chains are not in service and require replacement due to poor performance.

Scope of Work/Project Alternatives:

The flight and chain system will be removed and replaced with upgraded components and new control logic.

Other Important Info:

Project not scored by risk committee since it is far advanced

Current Expenses (All figures are in \$1,000's)
"Total Costs" include costs outside of the 10 year planning window
***Design & Construction costs are inclusive of salaries where salaries are not defined**

Activity Name	Total Costs	Actual Costs	Prior FYs	FY26	FY27	FY28	FY29	FY30	FY31	5 Year Total	FY32-36
GLWA Salaries	\$5	\$5	\$5	\$0	\$0	\$0	\$0	\$0	\$0	\$0	\$0
Construction	\$5,100	\$4,054	\$4,054	\$1,046	\$0	\$0	\$0	\$0	\$0	\$0	\$0
Totals	\$5,104	\$4,058	\$4,058	\$1,046	\$0	\$0	\$0	\$0	\$0	\$0	\$0

Project Title: Southwest Water Treatment Plant Flocculation Improvements

Project Status: Project Execution - Construction

Class Lvl 1: Water

Class Lvl 2: Treatment Plants and Facilities

Class Lvl 3: Southwest

Lookup Location: Southwest WTP

☐ **Project New to CIP:**

- ☐ Innovation
- ☐ WW Master Plan
- ☒ Water Master Plan Right Sizing
- ☐ Redundancy
- ☐ Linear Assets Outside of Facilities
- ☐ Predecessor Project(s)



Flocculation Improvements

Project Engineer/Manager: Brian VanHall

Director: TBD

Project Score

89.4

Problem Statement:

The existing walking beam flocculation system is beyond its useful life and needs to be replaced.

Scope of Work/Project Alternatives:

This project includes the design and construction to replace the existing walking beam flocculators with vertical flocculators. The total number of basins that will receive new flocculators will be right-sized taking into consideration current and 20-year projected demands.

Other Important Info:

NA

Current Expenses (All figures are in \$1,000's)

"Total Costs" include costs outside of the 10 year planning window

***Design & Construction costs are inclusive of salaries where salaries are not defined**

Activity Name	Total Costs	Actual Costs	Prior FYs	FY26	FY27	FY28	FY29	FY30	FY31	5 Year Total	FY32-36
GLWA Salaries	\$315	\$49	\$34	\$37	\$46	\$46	\$46	\$46	\$46	\$232	\$12
Design/Engineering	\$4,895	\$0	\$0	\$507	\$1,022	\$1,121	\$690	\$690	\$690	\$4,214	\$174
Construction (Build) #1	\$27,000	\$0	\$0	\$0	\$0	\$1,761	\$7,323	\$9,574	\$7,013	\$25,672	\$1,328
Totals	\$32,210	\$48	\$34	\$544	\$1,069	\$2,929	\$8,059	\$10,311	\$7,750	\$30,117	\$1,514

Project Title: Springwells Water Treatment Plant, Low-Lift and High-Lift Pumping Station Improvements

Project Status: Project Execution - Construction

Class Lvl 1: Water

Class Lvl 2: Treatment Plants and Facilities

Class Lvl 3: Springwells

Lookup Location: Springwells WTP

☐ **Project New to CIP:**

- ☐ **Innovation**
- ☐ **WW Master Plan**
- ☒ **Water Master Plan Right Sizing**
- ☐ **Redundancy**
- ☐ **Linear Assets Outside of Facilities**
- ☐ **Predecessor Project(s)**



Low-Lift and High-Lift Pumping Station Improvements

Project Engineer/Manager: Justin Kietur

Director: TBD

Project Score

90.9

Problem Statement:

Existing low lift and high lift pumping system electrical switchgear is original to the plant (1930s) and well beyond its useful service life. This switchgear is unsafe, unreliable and is oversized for current and projected demands. The existing pumping units are a mix of 1930s and 1950s units and are in need of either replacement. The exterior windows on the pumping plant building are original (1930s), in poor condition and are not well insulated. As a result, all of the exterior windows on th...See BCE Report for more information...

Scope of Work/Project Alternatives:

This CIP project will be delivered under a design-bid-build project delivery using a single-prime engineering consultant and multiple prime construction contracts to deliver the entire project. The scope of work generally includes:

1. Replacement of low- and high-lift pumping units, including pumps, motors, valves, and piping.
2. Replacement of exterior windows in the pump house, turbine house, boiler house, and switch house.
3. Replacement of medium-voltage electrical system.
4. Replacemen...See BCE Report for more information...

Other Important Info:

E. Klun 8/19/20 updates:
1. Scope updates are being added to the design being completed under Contract CS-103 via Amendment No. 2 that is expected to go for approval in September of October 2020. Cashflow and schedule updates herein reflect both the engineering and construction impacts of an approved CS-103 Amendment No. 2.

Project Title: Springwells Water Treatment Plant, Low-Lift and High-Lift Pumping Station Improvements

Current Expenses (All figures are in \$1,000's)

"Total Costs" include costs outside of the 10 year planning window

***Design & Construction costs are inclusive of salaries where salaries are not defined**

Activity Name	Total Costs	Actual Costs	Prior FYs	FY26	FY27	FY28	FY29	FY30	FY31	5 Year Total	FY32-36
GLWA Salaries	\$2,727	\$1,191	\$1,134	\$147	\$120	\$121	\$120	\$120	\$120	\$602	\$602
Professional Services	\$101	\$101	\$131	\$0	\$0	\$0	\$0	\$0	\$0	\$0	\$0
Professional Services (MISC)	\$20	\$20	\$20	\$0	\$0	\$0	\$0	\$0	\$0	\$0	\$0
Design/Engineering (CS-103)	\$15,244	\$10,701	\$10,565	\$1,022	\$1,184	\$1,188	\$1,184	\$101	\$0	\$3,657	\$0
Design/Engineering (1900318)	\$122	\$122	\$119	\$3	\$0	\$0	\$0	\$0	\$0	\$0	\$0
Design-Build # 1 (Contract A, 1900134, 1904795)	\$16,641	\$16,641	\$16,641	\$0	\$0	\$0	\$0	\$0	\$0	\$0	\$0
Construction (Contract B)	\$68,299	\$47,793	\$45,318	\$10,718	\$7,964	\$4,063	\$234	\$0	\$0	\$12,262	\$0
Construction (Contract C)	\$115,179	\$0	\$0	\$0	\$0	\$0	\$0	\$4,354	\$5,650	\$10,005	\$88,636
Construction (Contract D)	\$37,059	\$0	\$0	\$0	\$0	\$3,828	\$20,932	\$12,299	\$0	\$37,059	\$0
Construction (REQ-0003009)	\$2,000	\$0	\$0	\$667	\$892	\$440	\$0	\$0	\$0	\$1,333	\$0
Totals	\$257,422	\$76,601	\$73,930	\$12,558	\$10,162	\$9,640	\$22,471	\$16,875	\$5,770	\$64,917	\$89,238

Project Title: Springwells WTP, Administration Building Improvements & Underground Fire Protection Loop

Project Status: Future Planned - Ten Year CIP

Class Lvl 1: Water

Class Lvl 2: Treatment Plants and Facilities

Class Lvl 3: Springwells

Lookup Location: Springwells WTP

☐ **Project New to CIP:**

- ☐ **Innovation**
- ☐ **WW Master Plan**
- ☐ **Water Master Plan Right Sizing**
- ☐ **Redundancy**
- ☐ **Linear Assets Outside of Facilities**
- ☐ **Predecessor Project(s)**



Administration Building Improvements

Project Engineer/Manager: Peter Fromm

Director: TBD

Project Score

76.4

Problem Statement:

Existing administration building, bathrooms, machine shop and offices throughout the facility are nearly 90 years old with many of its facilities being original to the plant. The building needs architectural, plumbing and electrical improvements.

Scope of Work/Project Alternatives:

The work includes removal and replacement of the existing plumbing and electrical along with architectural upgrades. The machine shop will be upgraded to include new air conditioning. There is an existing locker room that will be converted to a training center.

Other Important Info:

Challenges: . All plumbing needs to be replaced, the majority of which is in existing walls. The underground facilities (e.g., electrical duct banks, gas service mains, fiber optic, tunnels, conduits, major pipelines, etc.) at Springwells have been modified several times since initially being commissioned around 1930.

Current Expenses (All figures are in \$1,000's)

"Total Costs" include costs outside of the 10 year planning window

***Design & Construction costs are inclusive of salaries where salaries are not defined**

Activity Name	Total Costs	Actual Costs	Prior FYs	FY26	FY27	FY28	FY29	FY30	FY31	5 Year Total	FY32-36
GLWA Salaries	\$281	\$91	\$91	\$0	\$0	\$0	\$0	\$0	\$0	\$0	\$190
Professional Services	\$57	\$57	\$57	\$0	\$0	\$0	\$0	\$0	\$0	\$0	\$0
Design/Engineering (CS-282)	\$633	\$633	\$633	\$0	\$0	\$0	\$0	\$0	\$0	\$0	\$0
Design/Engineering (CS-201)	\$539	\$539	\$539	\$0	\$0	\$0	\$0	\$0	\$0	\$0	\$0
Design/Engineering	\$782	\$0	\$0	\$0	\$0	\$0	\$0	\$0	\$0	\$0	\$782
Construction (Build) #1	\$4,846	\$0	\$0	\$0	\$0	\$0	\$0	\$0	\$0	\$0	\$4,846
Totals	\$7,138	\$1,320	\$1,321	\$0	\$0	\$0	\$0	\$0	\$0	\$0	\$5,818

Project Title: Springwells Water Treatment Plant, Yard Piping and High-Lift Header Improvements

Project Status: Future Planned - Ten Year CIP

Class Lvl 1: Water

Class Lvl 2: Treatment Plants and Facilities

Class Lvl 3: Springwells

Lookup Location: Springwells WTP

☐ **Project New to CIP:**

- ☐ **Innovation**
- ☐ **WW Master Plan**
- ☐ **Water Master Plan Right Sizing**
- ☒ **Redundancy**
- ☐ **Linear Assets Outside of Facilities**
- ☐ **Predecessor Project(s)**



Springwells Water Treatment Plant

Project Engineer/Manager: Peter Fromm

Director: TBD

Project Score

58.3

Problem Statement:

Six (6) of the seven (7) 72-inch mains leaving the site are original to the 1930 plant construction and consist of riveted steel pipe material. Main No. 7 is a prestressed concrete cylinder pipe material installed in 1958. The steel mains are leaking and in need of replacement to maintain system reliability. Additionally, isolation valves associated with the 72-inch mains need to be replaced because several are leaking and unable to isolate flow. It is suspected that the other large-diameter is...See BCE Report for more information...

Scope of Work/Project Alternatives:

This project consists of removal and replacement of the High Pressure Zone (HPZ) and Intermediate Pressure Zone (IPZ) discharge header piping and yard piping with additional replacement occurring outside the Springwell's Property to locations that minimize the number of isolation points required for work to be completed. The scope will be divided between IPZ and HPZ to maintain operations during construction. This project also includes miscellaneous site infrastructure improvements such as the...See BCE Report for more information...

Other Important Info:

E. Klun 8/28/20 update based on the outcome of AECOM's effort on CS-272 Task 71013A, Phase I is as follows:

The project will be delivered by multiple projects comprised of equipment procurement, DB construction, consultant services, and DBB construction contracts as follows:

- 1.Contract A, Procurement of large diameter, high-performance butterfly valves to be installed under Contract D.
- 2.Contract B, Procurement of pressure regulating/flow control valves to be installed under Contract E...See BCE Report for more information...

Project Title: Springwells Water Treatment Plant, Yard Piping and High-Lift Header Improvements

Current Expenses (All figures are in \$1,000's)

"Total Costs" include costs outside of the 10 year planning window

***Design & Construction costs are inclusive of salaries where salaries are not defined**

Activity Name	Total Costs	Actual Costs	Prior FYs	FY26	FY27	FY28	FY29	FY30	FY31	5 Year Total	FY32-36
GLWA Salaries	\$1,968	\$163	\$163	\$0	\$0	\$0	\$0	\$0	\$0	\$0	\$1,003
Professional Services (CS-272)	\$1,648	\$1,648	\$1,648	\$0	\$0	\$0	\$0	\$0	\$0	\$0	\$0
CMAR #1	\$215,000	\$0	\$0	\$0	\$0	\$0	\$0	\$0	\$0	\$0	\$123,604
Totals	\$218,615	\$1,810	\$1,811	\$0	\$0	\$0	\$0	\$0	\$0	\$0	\$124,607

Project Title: Springwells WTP Steam, Condensate Return, and Compressed Air Piping Improvements

Project Status: Closed

Class Lvl 1: Water

Class Lvl 2: Treatment Plants and Facilities

Class Lvl 3: Springwells

Lookup Location: Springwells WTP

☐ **Project New to CIP:**

- ☐ **Innovation**
- ☐ **WW Master Plan**
- ☐ **Water Master Plan Right Sizing**
- ☐ **Redundancy**
- ☐ **Linear Assets Outside of Facilities**
- ☐ **Predecessor Project(s)**



Condensate Return, and Compressed Air Piping

Project Engineer/Manager: Brian VanHall

Director: TBD

Project Score

77

Problem Statement:

The steam, condensate return, compressed air, and natural gas piping systems at the Springwells WTP need to be replaced. These systems are original to the plant (i.e. 1930 or 1958) and are beyond their useful life. The existing steam and condensate systems are in poor condition and require multiple repairs each heating season due to frequent failures. This often requires taking the entire steam system out of service which places equipment at risk of freezing. Active steam, condensate, and air l...See BCE Report for more information...

Scope of Work/Project Alternatives:

This project is being delivered using a design-bid-build project delivery method. This engineering services contract involves designing a new, more energy-efficient steam heating system for the entire Springwells Water Treatment Plant, including all steam unit heaters, steam piping, condensate return piping, condensate return pumping stations, steam pressure reducing valves, and appurtenances. This project also includes replacing the compressed air piping in the plant used for service air. Once...See BCE Report for more information...

Other Important Info:

Many components of the existing system are original to the existing heating system, are not functioning and need to be replaced. Seasonal work and sequencing with the heating season is required.

Project Title: Springwells WTP Steam, Condensate Return, and Compressed Air Piping Improvements

Current Expenses (All figures are in \$1,000's)

"Total Costs" include costs outside of the 10 year planning window

***Design & Construction costs are inclusive of salaries where salaries are not defined**

Activity Name	Total Costs	Actual Costs	Prior FYs	FY26	FY27	FY28	FY29	FY30	FY31	5 Year Total	FY32-36
GLWA Salaries	\$252	\$251	\$251	\$1	\$0	\$0	\$0	\$0	\$0	\$0	\$0
Professional Services	\$8	\$8	\$8	\$0	\$0	\$0	\$0	\$0	\$0	\$0	\$0
Professional Services (MISC)	\$5	\$5	\$5	\$0	\$0	\$0	\$0	\$0	\$0	\$0	\$0
Contractual Professional Services (Clark Const CON-252)	\$277	\$277	\$277	\$0	\$0	\$0	\$0	\$0	\$0	\$0	\$0
Design/Engineering (CS-1671)	\$1,680	\$1,680	\$1,680	\$0	\$0	\$0	\$0	\$0	\$0	\$0	\$0
Construction (Build) # 1 (CON-252)	\$24,762	\$24,762	\$24,762	\$0	\$0	\$0	\$0	\$0	\$0	\$0	\$0
Construction (1803990)	\$6	\$6	\$6	\$0	\$0	\$0	\$0	\$0	\$0	\$0	\$0
Totals	\$26,990	\$26,989	\$26,989	\$1	\$0	\$0	\$0	\$0	\$0	\$0	\$0

Project Title: Springwells Water Treatment Plant Flocculator Drive Replacements

Project Status: Project Execution - Construction

Class Lvl 1: Water

Class Lvl 2: Treatment Plants and Facilities

Class Lvl 3: Springwells

Lookup Location: Springwells WTP

☐ **Project New to CIP:**

- ☐ **Innovation**
- ☐ **WW Master Plan**
- ☐ **Water Master Plan Right Sizing**
- ☒ **Redundancy**
- ☐ **Linear Assets Outside of Facilities**
- ☐ **Predecessor Project(s)**



Springwells Water Treatment Plant

Project Engineer/Manager: Erich Klun

Director: TBD

Project Score

89.7

Problem Statement:

The existing 1958 flocculators are beyond useful service life and require replacement.

Scope of Work/Project Alternatives:

This CIP will be delivered under a design-bid-build project delivery model. The scope of work will generally include the following:

1. Replacement of the existing flocculator drives, motors, and control panels.
2. Replacement of all drive shaft bearings and associated grease lines.
3. Replacement of access doors between the flocculator chambers
4. Replacement of ladder rungs to all flocculators.
5. Improvement of flocculation system related instrumentation and controls.
6. Flocculator b...See BCE Report for more information...

Other Important Info:

Implementation of this CIP project is being sequenced and coordinated with the 1930 Sedimentation Basins Sluice Gate Improvements Project.

Project Title: Springwells Water Treatment Plant Flocculator Drive Replacements

Current Expenses (All figures are in \$1,000's)

"Total Costs" include costs outside of the 10 year planning window

***Design & Construction costs are inclusive of salaries where salaries are not defined**

Activity Name	Total Costs	Actual Costs	Prior FYs	FY26	FY27	FY28	FY29	FY30	FY31	5 Year Total	FY32-36
GLWA Salaries	\$309	\$183	\$173	\$51	\$55	\$30	\$0	\$0	\$0	\$85	\$0
Professional Services	\$83	\$83	\$83	\$0	\$0	\$0	\$0	\$0	\$0	\$0	\$0
Design & Construction Assistance # 1	\$2,548	\$1,770	\$1,657	\$366	\$338	\$187	\$0	\$0	\$0	\$525	\$0
Design/Engineering (CS-259)	\$45	\$45	\$45	\$0	\$0	\$0	\$0	\$0	\$0	\$0	\$0
Construction (Build) # 1	\$25,501	\$13,885	\$13,247	\$5,653	\$5,036	\$1,566	\$0	\$0	\$0	\$6,601	\$0
Totals	\$28,485	\$15,965	\$15,204	\$6,070	\$5,428	\$1,783	\$0	\$0	\$0	\$7,211	\$0

Project Title: Springwells WTP - Service Building Electrical Substation and Miscellaneous Improvements

Project Status: Future Planned - Within Five Year Plan

Class Lvl 1: Water

Class Lvl 2: Treatment Plants and Facilities

Class Lvl 3: Springwells

Lookup Location: Water Treatment Plants

☐ **Project New to CIP:**

- ☐ **Innovation**
- ☐ **WW Master Plan**
- ☐ **Water Master Plan Right Sizing**
- ☐ **Redundancy**
- ☐ **Linear Assets Outside of Facilities**
- ☐ **Predecessor Project(s)**



Service Building Electrical Substation

Project Engineer/Manager: Justin Kietur

Director: TBD

Project Score

62.7

Problem Statement:

The electrical substation located inside the Service Building provides electrical service to the entire service building including the filter wash water pumping units. The existing electrical substation has experienced corrosion to its interior components and electrical cables. As a result the substation does not automatically switch-over during power trips and requires manual switch-over. This substation provides power to the filter wash water pumps and if there are power disruptions associate...See BCE Report for more information...

Scope of Work/Project Alternatives:

Project will be delivered using a progressive design-build project delivery. The scope of improvements will generally include:

1. Replacement of the electrical substation in the 1958 Service Building
2. Connection of replacement electrical substation to Ovation for status monitoring
3. Replacement of electrical panel in 1930 plant and new conduit and cable runs to the associated equipment
4. Rehab of masonry on exterior of phosphoric acid fill station
5. Insulation of piping and pipe chase...See BCE Report for more information...

Other Important Info:

None

Project Title: Springwells WTP - Service Building Electrical Substation and Miscellaneous Improvements

Current Expenses (All figures are in \$1,000's)

"Total Costs" include costs outside of the 10 year planning window

***Design & Construction costs are inclusive of salaries where salaries are not defined**

Activity Name	Total Costs	Actual Costs	Prior FYs	FY26	FY27	FY28	FY29	FY30	FY31	5 Year Total	FY32-36
GLWA Salaries	\$178	\$0	\$0	\$0	\$0	\$75	\$75	\$28	\$0	\$178	\$0
Professional Services	\$0	\$0	\$0	\$0	\$0	\$0	\$0	\$0	\$0	\$0	\$0
Design/Engineering	\$2,163	\$0	\$0	\$0	\$0	\$58	\$1,717	\$388	\$0	\$2,163	\$0
Totals	\$2,340	\$0	\$0	\$0	\$0	\$133	\$1,791	\$416	\$0	\$2,341	\$0

Project Title: Springwell Sedimentation Basins Sludge Processing Facility

Project Status: Future Planned - Within Five Year Plan

Class Lvl 1: Water


Class Lvl 2: Treatment Plants and Facilities

Class Lvl 3: Springwells

Lookup Location: --

☒ **Project New to CIP:**

- ☐ **Innovation**
- ☐ **WW Master Plan**
- ☐ **Water Master Plan Right Sizing**
- ☐ **Redundancy**
- ☐ **Linear Assets Outside of Facilities**
- ☐ **Predecessor Project(s)**



Basins Sludge Processing Facility

Project Engineer/Manager: Govind Patel

Director: TBD

Project Score

74.4

Problem Statement:

GLWA is relying on contracted sludge removal services to remove alum sludge byproduct from the Springwells WTP. These contracted services are difficult to manage, costly, and can impact maintenance of service if not done on a regular schedule.

Scope of Work/Project Alternatives:

Options considered were: 1. Continuation of current sludge removal contract 2. Construction of full solids collection and treatment system 3. Construction of modular solids processing facility to work in tandem with manual removal of the alum sludge. Option 3 was selected by Water Operations as it can provide the most regular schedule of sludge cleaning at the lowest up-front capital cost.

Other Important Info:

--

Current Expenses (All figures are in \$1,000's)

"Total Costs" include costs outside of the 10 year planning window

***Design & Construction costs are inclusive of salaries where salaries are not defined**

Activity Name	Total Costs	Actual Costs	Prior FYs	FY26	FY27	FY28	FY29	FY30	FY31	5 Year Total	FY32-36
GLWA Salaries	\$80	\$0	\$0	\$0	\$53	\$27	\$0	\$0	\$0	\$80	\$0
Construction	\$8,000	\$0	\$0	\$0	\$5,309	\$2,691	\$0	\$0	\$0	\$8,000	\$0
Totals	\$8,080	\$0	\$0	\$0	\$5,362	\$2,718	\$0	\$0	\$0	\$8,080	\$0

Project Title: Water Works Park Water Treatment Plant Yard Piping, Valves and Venturi Meters Replacement

Project Status: Project Execution - Construction

Class Lvl 1: Water

Class Lvl 2: Treatment Plants and Facilities

Class Lvl 3: Water Works Park

Lookup Location: Waterworks Park WTP

☐ **Project New to CIP:**

- ☐ **Innovation**
- ☐ **WW Master Plan**
- ☒ **Water Master Plan Right Sizing**
- ☒ **Redundancy**
- ☐ **Linear Assets Outside of Facilities**
- ☐ **Predecessor Project(s)**



Water Works Park Water Treatment Plant

Project Engineer/Manager: Vittoria Veltri

Director: TBD

Project Score

77.9

Problem Statement:

The existing yard piping is 80-140 years old and requires replacement with new piping installed in a more efficient configuration.

Scope of Work/Project Alternatives:

This project is being delivered using a design-bid-build project delivery method. The scope of work generally includes:

1. Removing existing yard piping, valves and buried venturi meters and related vaults.
2. Constructing new yard piping, valves, water production flow meters, buried valve and meter vaults, and related system equipment.
3. Connecting to existing transmission main piping.
4. Testing and commissioning the new main, valves and water production flow metering equipment.
5. Rest...See BCE Report for more information...

Other Important Info:

This project is being coordinated with the new Waterworks Park to Northeast Transmission Main project.

Challenges: Complicated sequence of construction, and demands of DWSD must be maintained along with the coordination transmission system between Water Works Park and Northeast WTPs. Condition of existing valves required to complete the work is unknown. Complex construction staging is accounted for in the design to avoid loss of service and delays to the construction contract. Multiple line ...See BCE Report for more information...

Project Title: Water Works Park Water Treatment Plant Yard Piping, Valves and Venturi Meters Replacement

Current Expenses (All figures are in \$1,000's)

"Total Costs" include costs outside of the 10 year planning window

***Design & Construction costs are inclusive of salaries where salaries are not defined**

Activity Name	Total Costs	Actual Costs	Prior FYs	FY26	FY27	FY28	FY29	FY30	FY31	5 Year Total	FY32-36
GLWA Salaries	\$504	\$224	\$205	\$300	\$0	\$0	\$0	\$0	\$0	\$0	\$0
Professional Services	\$9	\$9	\$9	\$0	\$0	\$0	\$0	\$0	\$0	\$0	\$0
Design/Engineering (CS-055)	\$5,598	\$4,753	\$4,645	\$953	\$0	\$0	\$0	\$0	\$0	\$0	\$0
Design/Engineering - (RECLASSIFICATION 115001/115003/115004)	\$44	\$44	\$44	\$0	\$0	\$0	\$0	\$0	\$0	\$0	\$0
Construction (Build) # 1 (2000610)	\$49,468	\$46,240	\$45,238	\$4,230	\$0	\$0	\$0	\$0	\$0	\$0	\$0
Miscellaneous	\$450	\$450	\$450	\$0	\$0	\$0	\$0	\$0	\$0	\$0	\$0
Totals	\$56,073	\$51,720	\$50,590	\$5,483	\$0	\$0	\$0	\$0	\$0	\$0	\$0

Project Title: WWP WTP Building Ventilation Improvements

Project Status: Project Execution - Construction

Class Lvl 1: Water

Class Lvl 2: Treatment Plants and Facilities

Class Lvl 3: Water Works Park

Lookup Location: Water Works Park WTP

☐ **Project New to CIP:**

- ☐ **Innovation**
- ☐ **WW Master Plan**
- ☐ **Water Master Plan Right Sizing**
- ☐ **Redundancy**
- ☐ **Linear Assets Outside of Facilities**
- ☐ **Predecessor Project(s)**



WWP WTP Building

Project Engineer/Manager: Michael Dunne

Director: TBD

Project Score

93

Problem Statement:

The existing ventilation systems are not adequate for the chemical storage rooms, the ozone generator room, ozone destruct room, laboratory rooms, pilot plant rooms, flocculation and sedimentation rooms, and filter galleries at the Water Works Park Water Treatment Plant. Inadequate ventilation poses safety hazards to employees and visitors.

Scope of Work/Project Alternatives:

This project will be delivered using a design-bid-build project delivery method. The scope of work will generally include the following:

- 1) Design of the improved, new ventilation systems for the facility.
- 2) Selective removal of existing ventilation system equipment.
- 3) Construction of new mechanical ventilation systems.
- 4) Installation of electrical feeders for new mechanical ventilation equipment.
- 5) Installation of new instrumentation equipment for monitoring and alarms, including int...See BCE Report for more information...

Other Important Info:

Many of the areas of work are adjacent to the tour path. Ventilation improvements should eliminate noxious gasses from entering the tour path.

Project Title: WWP WTP Building Ventilation Improvements

Current Expenses (All figures are in \$1,000's)

"Total Costs" include costs outside of the 10 year planning window

***Design & Construction costs are inclusive of salaries where salaries are not defined**

Activity Name	Total Costs	Actual Costs	Prior FYs	FY26	FY27	FY28	FY29	FY30	FY31	5 Year Total	FY32-36
GLWA Salaries	\$294	\$270	\$249	\$46	\$0	\$0	\$0	\$0	\$0	\$0	\$0
Design & Construction Assistance # 1 (1802499)	\$1,086	\$1,086	\$1,085	\$1	\$0	\$0	\$0	\$0	\$0	\$0	\$0
Construction (Build) # 1 (2103380)	\$15,735	\$14,310	\$14,004	\$1,732	\$0	\$0	\$0	\$0	\$0	\$0	\$0
Construction (Build) # 2 (2201068)	\$476	\$476	\$476	\$0	\$0	\$0	\$0	\$0	\$0	\$0	\$0
Totals	\$17,591	\$16,142	\$15,814	\$1,778	\$0	\$0	\$0	\$0	\$0	\$0	\$0

Project Title: Water Works Park Site/Civil Improvements

Project Status: Future Planned - Within Five Year Plan

Class Lvl 1: Water

Class Lvl 2: Treatment Plants and Facilities

Class Lvl 3: Water Works Park

Lookup Location: Water Works Park WTP

☐ **Project New to CIP:**

- ☐ **Innovation**
- ☐ **WW Master Plan**
- ☐ **Water Master Plan Right Sizing**
- ☐ **Redundancy**
- ☐ **Linear Assets Outside of Facilities**
- ☐ **Predecessor Project(s)**



Water Works Park

Project Engineer/Manager: Michael Dunne

Director: TBD

Project Score

53.9

Problem Statement:

Many of the existing roadways and pedestrian sidewalks have substantial cracking, crumbling concrete and un-even surfaces whose condition becomes deteriorates every year. The concrete bases for several portions of the site perimeter security fencing are also heavily deteriorated with crumbling concrete. Additionally, there is insufficient employee and visitor parking space for the facility and new parking areas are needed to meet the needs of employees and visitors. There is no truck vehicle we...See BCE Report for more information...

Scope of Work/Project Alternatives:

This project will be delivered using a design-build project delivery. The schedule is predicated on using AECOM's design build assistance services under its CIP Program Management Contract CS-272. The scope of work for this project includes the following:

1. Construct 30 car parking lot adjacent to plant employee lot.
2. Construct 20 car parking lot across from maintenance garage to serve as GLWA vehicle parking.
3. Construct 10 car parking lot across from engineering building to serve as vi...See BCE Report for more information...

Other Important Info:

Concrete conditions will continue to worsen over the years.

Project Title: Water Works Park Site/Civil Improvements

Current Expenses (All figures are in \$1,000's)

"Total Costs" include costs outside of the 10 year planning window

***Design & Construction costs are inclusive of salaries where salaries are not defined**

Activity Name	Total Costs	Actual Costs	Prior FYs	FY26	FY27	FY28	FY29	FY30	FY31	5 Year Total	FY32-36
GLWA Salaries	\$164	\$0	\$0	\$0	\$0	\$0	\$0	\$0	\$41	\$41	\$123
Design & Construction Assistance # 1 (CS-272)	\$1,343	\$0	\$0	\$0	\$0	\$0	\$0	\$0	\$340	\$340	\$1,003
Construction (Build) # 1 (TBD)	\$4,389	\$0	\$0	\$0	\$0	\$0	\$0	\$0	\$0	\$0	\$4,389
Totals	\$5,895	\$0	\$0	\$0	\$0	\$0	\$0	\$0	\$381	\$381	\$5,515

Project Title: Water Works Park High Lift Pumping Station Modernization

Project Status: Future Planned - Ten Year CIP

Class Lvl 1: Water

Class Lvl 2: Treatment Plants and Facilities

Class Lvl 3: Water Works Park

Lookup Location: Water Works Park WTP

☐ **Project New to CIP:**

- ☐ **Innovation**
- ☐ **WW Master Plan**
- ☒ **Water Master Plan Right Sizing**
- ☐ **Redundancy**
- ☐ **Linear Assets Outside of Facilities**
- ☐ **Predecessor Project(s)**



Water Works Park

Project Engineer/Manager: Michael Dunne

Director: TBD

Project Score

58.3

Problem Statement:

The Water Works Park Water Treatment Plant high-lift system is original construction from 1960. The pumping system is nearing the end of its useful life and there is a need to improve configurations, capacity, redundancy, electrical efficiency, instrumentation, monitoring and controls of the High Lift pumping system at Water Works Park.

Scope of Work/Project Alternatives:

This project will be delivered under a Progressive Design Build delivery method. In general, the scope will contain the following items:

1. Replace and/or re-engineer pumps and motors based on an evaluation of contemporary and future flows, pressure, and energy needs.
2. Replace and/or improve the current high-pressure water system to create a more robust process.
3. Improve ventilation in the pump room to allow pumping units to operate at proper working temperatures.
4. Replace or repair ...See BCE Report for more information...

Other Important Info:

The current pumping system in the High Lift building at Water Works Park was constructed in the early 1960s. Now, 60 years later, it is necessary to realign Water Works Park's pumping system with contemporary and future flow, pressure, and energy requirements.

Current Expenses (All figures are in \$1,000's)

"Total Costs" include costs outside of the 10 year planning window

***Design & Construction costs are inclusive of salaries where salaries are not defined**

Activity Name	Total Costs	Actual Costs	Prior FYs	FY26	FY27	FY28	FY29	FY30	FY31	5 Year Total	FY32-36
GLWA Salaries	\$1,035	\$0	\$0	\$0	\$0	\$0	\$0	\$0	\$0	\$0	\$647
Design-Build	\$114,055	\$0	\$0	\$0	\$0	\$0	\$0	\$0	\$0	\$0	\$39,638
Totals	\$115,089	\$0	\$0	\$0	\$0	\$0	\$0	\$0	\$0	\$0	\$40,285

Project Title: Water Works Park Sedimentation Basins Structural Upgrades

Project Status: Future Planned - Within Five Year Plan

Class Lvl 1: Water

Class Lvl 2: Treatment Plants and Facilities

Class Lvl 3: Water Works Park

Lookup Location: City of Detroit

☐ **Project New to CIP:**

- ☐ **Innovation**
- ☐ **WW Master Plan**
- ☐ **Water Master Plan Right Sizing**
- ☐ **Redundancy**
- ☐ **Linear Assets Outside of Facilities**
- ☐ **Predecessor Project(s)**



Water Works Park

Project Engineer/Manager: Michael Dunne

Director: TBD

Project Score

90.4

Problem Statement:

The existing pre-stressed precast concrete beams that support the plate settlers in the sedimentation basins have developed extensive cracks. Additionally, the concrete knee walls that support the beams have begun to delaminate and spall. The integrity of the structural support system is not compromised at this time, however, to avoid further deterioration of the structure the cracks and spall need to be addressed.

Scope of Work/Project Alternatives:

This project will be delivered under a Progressive Design Build delivery model. The structural system will be examined to confirm preliminary findings, methods for rehabilitation will be proposed, and upgrades will be completed to address the present deterioration of the beams and supports with the goal of extending their service life.

Other Important Info:

Reliability of all treatment systems at Water Works Park is critical to support system right-sizing and decommissioning of Northeast WTP.

Current Expenses (All figures are in \$1,000's)

"Total Costs" include costs outside of the 10 year planning window

***Design & Construction costs are inclusive of salaries where salaries are not defined**

Activity Name	Total Costs	Actual Costs	Prior FYs	FY26	FY27	FY28	FY29	FY30	FY31	5 Year Total	FY32-36
GLWA Salaries	\$179	\$0	\$0	\$0	\$0	\$43	\$48	\$48	\$40	\$179	\$0
Design/Engineering	\$793	\$0	\$0	\$0	\$0	\$793	\$0	\$0	\$0	\$793	\$0
Construction	\$15,874	\$0	\$0	\$0	\$0	\$579	\$5,029	\$6,615	\$3,650	\$15,874	\$0
Totals	\$16,845	\$0	\$0	\$0	\$0	\$1,416	\$5,077	\$6,663	\$3,690	\$16,846	\$0

Project Title: Pennsylvania and Springwells Raw Water Supply Tunnel Improvements

Project Status: Project Execution - Construction

Class Lvl 1: Water

Class Lvl 2: Treatment Plants and Facilities

Class Lvl 3: General Purpose

Lookup Location: Springwells, Northeast, & Pennsylvania raw water tunnels

☐ **Project New to CIP:**

- ☐ **Innovation**
- ☐ **WW Master Plan**
- ☐ **Water Master Plan Right Sizing**
- ☒ **Redundancy**
- ☒ **Linear Assets Outside of Facilities**
- ☐ **Predecessor Project(s)**



Raw Water Supply Tunnel

Project Engineer/Manager: Peter Bommarito

Director: TBD

Project Score

94.3

Problem Statement:

Significant structural distress in the form of cracking and ovality have been detected in the Pennsylvania, Northeast (NE) and Springwells (SPRG) raw water tunnels that deliver raw water to the Northeast and Springwells Water Treatment Plants. The extent and magnitude of the distress requires that these segments of tunnel be rehabilitated and restored to provide renewed structural integrity and reliability.

Scope of Work/Project Alternatives:

This project is being delivered using Progressive Design-Build. The scope of work generally includes supplemental remove operated vehicle (ROV) and personnel diver underwater, detailed investigations to determine the nature, magnitude and extent of total tunnel rehabilitation required. The detailed investigations are also used to collect sufficient information and data to determine the preferred design and construction approach best suited to the conditions identified. The investigation work of...See BCE Report for more information...

Other Important Info:

These tunnels are 80 to 100 feet below ground surface. Dewatering the tunnels for repair will create extensive stresses that must be considered. Maintaining a supply of raw water to SPRGW, NE and WWP throughout construction to meet the demands of the system must be accommodated. Specialized construction will be involved.

Project History: Portions of the Raw Water Tunnel system are approaching 100 years of service. This project is based on the recommendations of CS-1623, which is inspecting...See BCE Report for more information...

Project Title: Pennsylvania and Springwells Raw Water Supply Tunnel Improvements

Current Expenses (All figures are in \$1,000's)

"Total Costs" include costs outside of the 10 year planning window

***Design & Construction costs are inclusive of salaries where salaries are not defined**

Activity Name	Total Costs	Actual Costs	Prior FYs	FY26	FY27	FY28	FY29	FY30	FY31	5 Year Total	FY32-36
GLWA Salaries	\$182	\$154	\$153	\$29	\$0	\$0	\$0	\$0	\$0	\$0	\$0
Professional Services	\$9	\$9	\$9	\$0	\$0	\$0	\$0	\$0	\$0	\$0	\$0
Design/Engineering (CS-187)	\$132	\$132	\$132	\$0	\$0	\$0	\$0	\$0	\$0	\$0	\$0
Design/Engineering (CS-166)	\$45	\$45	\$45	\$0	\$0	\$0	\$0	\$0	\$0	\$0	\$0
Design-Build # 1 (DB-150, CS-166, CS-187)	\$104,577	\$89,096	\$87,583	\$16,994	\$0	\$0	\$0	\$0	\$0	\$0	\$0
Miscellaneous	\$3,103	\$3,103	\$3,103	\$0	\$0	\$0	\$0	\$0	\$0	\$0	\$0
Totals	\$108,047	\$92,538	\$91,024	\$17,023	\$0	\$0	\$0	\$0	\$0	\$0	\$0

Project Title: Belle Isle Seawall Rehabilitation

Project Status: Closed

Class Lvl 1: Water

Class Lvl 2: Treatment Plants and Facilities

Class Lvl 3: General Purpose

Lookup Location: Belle Isle Intake

☐ **Project New to CIP:**

- ☐ **Innovation**
- ☐ **WW Master Plan**
- ☐ **Water Master Plan Right Sizing**
- ☐ **Redundancy**
- ☐ **Linear Assets Outside of Facilities**
- ☐ **Predecessor Project(s)**



Belle Isle Seawall

Project Engineer/Manager: Michael Dunne

Director: TBD

Project Score
57.5
Problem Statement:

The Belle Isle intake system is the source water intake for three of the five GLWA water treatment plants. The intake is surrounded by a man-made dike system that creates a large lagoon on the northeast tip of Belle Isle. The dike system is showing signs of substantial erosion on the tip of the southern dike. Other areas on the southern dike are showing signs of erosion to a lesser degree.

Scope of Work/Project Alternatives:

This design/build project will evaluate and recommend solutions to permanently correct ongoing erosion issues and current deficiencies that may result in future dike erosion and failure. The general scope will include.

1. Installing sheet piling, tie backs, and rip rap at the tip of the lagoon.
2. Stabilize lampposts that are leaning due to erosion.
3. Install armor stone where erosion is beginning, but not yet significant.
4. Grade and dress the lagoon access road in select areas.
5. Rep...See BCE Report for more information...

Other Important Info:

The Belle Isle lagoon, formed by the man-made dikes, was designed to prevent frazil ice from impeding water flow into the raw water tunnels. Continued erosion of the dike system will lead to short circuiting of the intake lagoon. The design intent of the lagoon, and its benefits, will be compromised and leave the raw water intake which supplies three water treatment plants vulnerable.

Current Expenses (All figures are in \$1,000's)
"Total Costs" include costs outside of the 10 year planning window
***Design & Construction costs are inclusive of salaries where salaries are not defined**

Activity Name	Total Costs	Actual Costs	Prior FYs	FY26	FY27	FY28	FY29	FY30	FY31	5 Year Total	FY32-36
GLWA Salaries	\$14	\$14	\$14	\$0	\$0	\$0	\$0	\$0	\$0	\$0	\$0
Design-Build	\$2,064	\$2,064	\$2,064	\$0	\$0	\$0	\$0	\$0	\$0	\$0	\$0
Totals	\$2,077	\$2,077	\$2,078	\$0	\$0	\$0	\$0	\$0	\$0	\$0	\$0

Project Title: Belle Isle Intake System Rehabilitation and Improvements

Project Status: Future Planned - Within Five Year Plan

Class Lvl 1: Water

Class Lvl 2: Treatment Plants and Facilities

Class Lvl 3: General Purpose

Lookup Location: Belle Isle

☐ **Project New to CIP:**

- ☐ **Innovation**
- ☐ **WW Master Plan**
- ☐ **Water Master Plan Right Sizing**
- ☐ **Redundancy**
- ☐ **Linear Assets Outside of Facilities**
- ☐ **Predecessor Project(s)**



Belle Isle Intake System

Project Engineer/Manager: Michael Dunne

Director: TBD

Project Score

55.8

Problem Statement:

The Belle Isle Intake structure and man-made lagoon were constructed in the 1930s. Periodic maintenance and improvements have taken place over the years to keep the building and lagoon in operating condition. As a result of recommendations from the State and CS-187 - Raw Water Condition Assessment, another project is needed. The intake system has experienced a buildup of sediment in critical areas that needs to be removed. Vegetation has grown on the dike system and needs to be removed to pr...See BCE Report for more information...

Scope of Work/Project Alternatives:

This CIP project will be delivered under a design-bid-build project delivery method and will generally include the following:

1. Removal of accumulated sediment in the intake building, emergency intake system, and tunnel system.
2. Electrical modernization on the intake grounds.
3. Architectural repairs to the intake building superstructure including, painting, masonry tuck-pointing, roofing, and stonework.
4. A code compliant emergency eyewash and shower.
5. Roof structure to protect the...See BCE Report for more information...

Other Important Info:

The intake system is the very first step in the water treatment process. A fully reliable and modern intake system is crucial in maintaining superior drinking water.

Project Title: Belle Isle Intake System Rehabilitation and Improvements

Current Expenses (All figures are in \$1,000's)

"Total Costs" include costs outside of the 10 year planning window

***Design & Construction costs are inclusive of salaries where salaries are not defined**

Activity Name	Total Costs	Actual Costs	Prior FYs	FY26	FY27	FY28	FY29	FY30	FY31	5 Year Total	FY32-36
GLWA Salaries	\$235	\$0	\$0	\$0	\$117	\$117	\$0	\$0	\$0	\$235	\$0
Design & Construction Assistance	\$2,500	\$0	\$0	\$0	\$1,000	\$1,500	\$0	\$0	\$0	\$2,500	\$0
Totals	\$2,734	\$0	\$0	\$0	\$1,117	\$1,617	\$0	\$0	\$0	\$2,735	\$0

Project Title: System Electrical Power Improvements

Project Status: Cancelled
Class Lvl 1: Water
Class Lvl 2: Treatment Plants and Facilities
Class Lvl 3: General Purpose
Lookup Location: Multiple Counties
☐ **Project New to CIP:**

- ☐ **Innovation**
- ☐ **WW Master Plan**
- ☐ **Water Master Plan Right Sizing**
- ☐ **Redundancy**
- ☐ **Linear Assets Outside of Facilities**
- ☐ **Predecessor Project(s)**



Water Works Park

Project Engineer/Manager: Mini Panicker

Director: TBD

Project Score

77.1

Problem Statement:

Electrical power redundancy and reliability is critically important for the successful operation of the sewage pumping stations, especially during storm events. Storm events and performance of certain sewage pumping stations during the summer of 2021 require that GLWA review the firm and total installed capacities of pumping units, the redundancy and reliability of power supplies, electrical switchgear configurations, and backup power generation capabilities at its sewage pumping stations. Defi...See BCE Report for more information...

Scope of Work/Project Alternatives:

Conduct a condition assessment and needs assessment of the primary and secondary electrical systems at all GLWA's sewage pumping stations to include.

- 1.Primary power feeds
- 2.Electrical system configuration
- 3.Electrical switchgear, motor control centers, VFDs.
- 4.Motor controls
- 5.Medium-voltage power system
- 6.Onsite backup power generation and distribution
- 7.Other electrical power, distribution and controls that impact the redundancy and reliability of the pumping units

Once the n...See BCE Report for more information...

Other Important Info:

N/A

Project Title: System Electrical Power Improvements

Current Expenses (All figures are in \$1,000's)

"Total Costs" include costs outside of the 10 year planning window

***Design & Construction costs are inclusive of salaries where salaries are not defined**

Activity Name	Total Costs	Actual Costs	Prior FYs	FY26	FY27	FY28	FY29	FY30	FY31	5 Year Total	FY32-36
GLWA Salaries	\$0	\$0	\$0	\$0	\$0	\$0	\$0	\$0	\$0	\$0	\$0
Design/Engineering	\$0	\$0	\$0	\$0	\$0	\$0	\$0	\$0	\$0	\$0	\$0
Totals	\$0	\$0	\$0	\$0	\$0	\$0	\$0	\$0	\$0	\$0	\$0

Project Title: Design/Inspection of Raw Water Tunnels

Project Status: Active - Pre-Procurement
- Construction

Class Lvl 1: Water

Class Lvl 2: Treatment Plants and
Facilities

Class Lvl 3: General Purpose

Lookup Location: --

☒ **Project New to CIP:**

- ☐ **Innovation**
- ☐ **WW Master Plan**
- ☐ **Water Master Plan Right Sizing**
- ☐ **Redundancy**
- ☒ **Linear Assets Outside of Facilities**
- ☐ **Predecessor Project(s)**



Belle Isle

Project Engineer/Manager: Andrea Miller

Director: TBD

Project Score

59.4

Problem Statement:

Raw Water Tunnel Inspection is required by State of Michigan at regular intervals.

Scope of Work/Project Alternatives:

Raw water tunnel inspection and subsequent rehab is the only option to maintain reliable raw water supply all five (5) of the GLWA Water Treatment Plants.

Other Important Info:

Project challenges include deep tunnel inspection and construction

Current Expenses (All figures are in \$1,000's)

"Total Costs" include costs outside of the 10 year planning window

***Design & Construction costs are inclusive of salaries where salaries are not defined**

Activity Name	Total Costs	Actual Costs	Prior FYs	FY26	FY27	FY28	FY29	FY30	FY31	5 Year Total	FY32-36
GLWA Salaries	\$42	\$0	\$0	\$0	\$21	\$21	\$0	\$0	\$0	\$42	\$0
Design/Engineering	\$0	\$0	\$0	\$0	\$0	\$0	\$0	\$0	\$0	\$0	\$0
Construction	\$4,200	\$0	\$0	\$0	\$2,096	\$2,104	\$0	\$0	\$0	\$4,200	\$0
Totals	\$4,242	\$0	\$0	\$0	\$2,117	\$2,125	\$0	\$0	\$0	\$4,242	\$0

Project Title: 96-inch Water Transmission Main Relocation and Isolation Valve Installations

Project Status: Project Execution - Construction

Class Lvl 1: Water

Class Lvl 2: Field Services

Class Lvl 3: Transmission System

Lookup Location: Imlay Station to North Service Center

☐ **Project New to CIP:**

- ☐ **Innovation**
- ☐ **WW Master Plan**
- ☐ **Water Master Plan Right Sizing**
- ☒ **Redundancy**
- ☒ **Linear Assets Outside of Facilities**
- ☐ **Predecessor Project(s)**



96-inch Water Transmission Main

Project Engineer/Manager: Corey Brecht

Director: TBD

Project Score
77.5
Problem Statement:

This project is critical to providing isolation and redundancy to Lake Huron WTP supply, while protecting the water supply from potential contamination at the former G&H Industrial Landfill site. The project includes relocation around existing superfund landfill and addition of isolation valves along the 96-inch water transmission main.

Scope of Work/Project Alternatives:

Relocate 2.5 miles of 96-inch transmission main currently located in an EPA NPL landfill, a portion of which is submerged in landfill leachate. Relocation includes crossing the Clinton River, coordination with various authorities having jurisdiction and easement acquisition. The isolation valve installation portion of the project provides the ability to isolate segments of the 96-inch main between Imlay Station and North Service Center for maintenance while maintaining customer expected level o...See BCE Report for more information...

Other Important Info:

Challenges: Shutdown, continued customer service, isolation valve installations while maintaining the Lake Huron WTP supply to Rochester Station. Property acquisition will be required for the chesterfield temporary booster station and East Pond Creek discharge facility for relocation around the landfill.

Project Title: 96-inch Water Transmission Main Relocation and Isolation Valve Installations

Current Expenses (All figures are in \$1,000's)

"Total Costs" include costs outside of the 10 year planning window

***Design & Construction costs are inclusive of salaries where salaries are not defined**

Activity Name	Total Costs	Actual Costs	Prior FYs	FY26	FY27	FY28	FY29	FY30	FY31	5 Year Total	FY32-36
GLWA Salaries	\$2,058	\$1,340	\$1,277	\$236	\$232	\$232	\$82	\$0	\$0	\$545	\$0
Professional Services	\$6	\$6	\$6	\$0	\$0	\$0	\$0	\$0	\$0	\$0	\$0
Professional Services (CS-272)	\$90	\$90	\$90	\$0	\$0	\$0	\$0	\$0	\$0	\$0	\$0
Design/Engineering (1900741)	\$31,510	\$25,195	\$24,442	\$2,274	\$2,034	\$2,040	\$719	\$0	\$0	\$4,794	\$0
Design/Engineering (CS-165)	\$1,687	\$1,687	\$1,687	\$0	\$0	\$0	\$0	\$0	\$0	\$0	\$0
Design/Engineering (MISC - Route Study)	\$0	\$0	\$0	\$0	\$0	\$0	\$0	\$0	\$0	\$0	\$0
Design/Engineering (2204326)	\$245	\$245	\$245	\$0	\$0	\$0	\$0	\$0	\$0	\$0	\$0
Construction (Build) # 1 (CMAR - 2004825)	\$38,813	\$38,813	\$38,804	\$9	\$0	\$0	\$0	\$0	\$0	\$0	\$0
Construction (Build) # 2 (2300600)	\$58,545	\$50,259	\$47,863	\$10,682	\$0	\$0	\$0	\$0	\$0	\$0	\$0
Construction (Build) # 3	\$138,612	\$0	\$0	\$13,519	\$61,171	\$61,339	\$2,582	\$0	\$0	\$125,093	\$0
Construction Materials (2100998)	\$8,924	\$8,924	\$8,924	\$0	\$0	\$0	\$0	\$0	\$0	\$0	\$0
Construction Materials (TBD)	\$2,300	\$0	\$0	\$984	\$1,316	\$0	\$0	\$0	\$0	\$1,316	\$0
Construction Materials	\$3,241	\$1,368	\$456	\$2,785	\$0	\$0	\$0	\$0	\$0	\$0	\$0
Land Acq., Utilities Relocation, etc.	\$1,253	\$82	\$82	\$510	\$507	\$154	\$0	\$0	\$0	\$662	\$0
Totals	\$287,284	\$128,009	\$123,877	\$30,999	\$65,261	\$63,765	\$3,383	\$0	\$0	\$132,409	\$0

Project Title: Merriman Road Water Transmission Main Loop

Project Status: Project Execution - Design

Class Lvl 1: Water

Class Lvl 2: Field Services

Class Lvl 3: Transmission System

Lookup Location: Merriman Rd, Marquette Rd to Lower Rouge River

☐ **Project New to CIP:**

- ☐ **Innovation**
- ☐ **WW Master Plan**
- ☒ **Water Master Plan Right Sizing**
- ☒ **Redundancy**
- ☒ **Linear Assets Outside of Facilities**
- ☐ **Predecessor Project(s)**



Water Transmission Main Loop

Project Engineer/Manager: Mark Blossfeld

Director: TBD

Project Score

76.8

Problem Statement:

Currently, several member partners (served by master meters WL-08, WL-03, WL-01, WL-12, WY-01, RS-01, GC-03) are fed by a single 36-inch water transmission main along Michigan Avenue. Construction of this proposed Merriman Road transmission main will provide a second feed to these customers and therefore provide redundancy. In addition, construction of this proposed Merriman Road transmission main improves and reinforces water service delivery to the point where the Michigan Avenue Booster Pump...See BCE Report for more information...

Scope of Work/Project Alternatives:

This project includes design and construction services associated with the installation of 2 miles of new 30-inch transmission main along Merriman Road between Lower Rouge River and Marquette Road. Alternatives evaluated included new main on either:

1. Hannon Road (rejected because of its poor route relative to other options)
2. Newburgh Road (rejected because it is not technically feasible as it will not meet contract pressures).
3. Merriman Road (accepted because it is superior in its tran...See BCE Report for more information...

Other Important Info:

None

Project Title: Merriman Road Water Transmission Main Loop

Current Expenses (All figures are in \$1,000's)

"Total Costs" include costs outside of the 10 year planning window

***Design & Construction costs are inclusive of salaries where salaries are not defined**

Activity Name	Total Costs	Actual Costs	Prior FYs	FY26	FY27	FY28	FY29	FY30	FY31	5 Year Total	FY32-36
GLWA Salaries	\$435	\$0	\$0	\$30	\$40	\$41	\$40	\$40	\$40	\$202	\$202
Design & Construction Assistance # 1 (2103347)	\$800	\$176	\$131	\$137	\$206	\$84	\$83	\$83	\$75	\$532	\$0
Design/Engineering	\$4,512	\$0	\$0	\$0	\$0	\$0	\$601	\$601	\$601	\$1,803	\$2,709
Design/Engineering (1900318)	\$194	\$194	\$194	\$0	\$0	\$0	\$0	\$0	\$0	\$0	\$0
Construction (Build) # 1	\$4,000	\$0	\$0	\$0	\$1,996	\$2,004	\$0	\$0	\$0	\$4,000	\$0
Construction	\$17,469	\$0	\$0	\$0	\$0	\$0	\$0	\$0	\$0	\$0	\$17,469
Totals	\$27,409	\$369	\$325	\$167	\$2,243	\$2,128	\$725	\$725	\$717	\$6,537	\$20,380

Project Title: 14 Mile Transmission Main Loop

Project Status: Closed

Class Lvl 1: Water

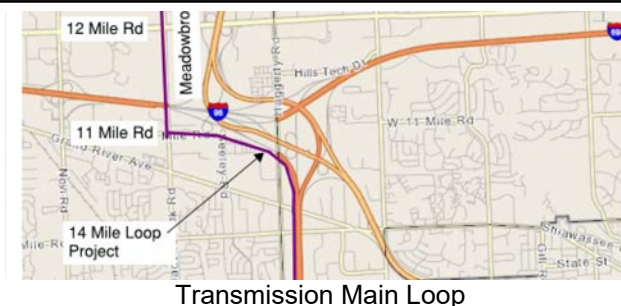
Class Lvl 2: Field Services

Class Lvl 3: Transmission System

Lookup Location: 8 Mile Rd/ I-275 to 14 Mile Rd/ Haggerty PS

☐ **Project New to CIP:**

- ☐ Innovation
- ☐ WW Master Plan
- ☐ Water Master Plan Right Sizing
- ☒ Redundancy
- ☒ Linear Assets Outside of Facilities
- ☐ Predecessor Project(s)



Project Engineer/Manager: Peter Fromm

Director: TBD

Project Score

76

Problem Statement:

The 14 Mile Transmission Main that currently serves West Bloomfield Township, Farmington Hills, Commerce Township, Novi, Walled Lake, and Wixom is a single feed transmission system. If a disruption to service were to occur on this transmission main, many of the users along this main would experience a complete loss of pressure and flow. This project would provide a transmission main loop to the 14 Mile system to increase redundancy on this branch of the system.

Scope of Work/Project Alternatives:

Install approximately 8 Miles of 54-inch transmission main from 8 Mile Road to 14 Mile Road. It also includes construction of approximately 1 mile of new 24-inch parallel transmission main along 14 Mile from M-5 to west of Decker Road to reinforce the 14 Mile Transmission System.

The work will also include connections to the yard piping and reservoir fill line at the Haggerty Booster Station as well as control valves to regulate flows to and from the 14 Mile transmission main.

Other Important Info:

Project History: The 2015 Water Master Plan Update included a recommendation to evaluate options along this branch of the system to increase redundancy. Since that recommendation, GLWA Water Supply Operations Engineering performed a hydraulic analysis of redundancy alternatives for the 14 Mile Transmission System. The results of the hydraulic analysis was presented at the May 15, 2017 and September 19, 2017 Analytical Work Group Meetings and based on the discussion at these meetings, the Haggerty...See BCE Report for more information...

Project Title: 14 Mile Transmission Main Loop

Current Expenses (All figures are in \$1,000's)

"Total Costs" include costs outside of the 10 year planning window

*Design & Construction costs are inclusive of salaries where salaries are not defined

Activity Name	Total Costs	Actual Costs	Prior FYs	FY26	FY27	FY28	FY29	FY30	FY31	5 Year Total	FY32-36
GLWA Salaries	\$1,070	\$1,070	\$1,070	\$0	\$0	\$0	\$0	\$0	\$0	\$0	\$0
Design & Construction Assistance # 1 (1802448)	\$9,847	\$9,847	\$9,847	\$0	\$0	\$0	\$0	\$0	\$0	\$0	\$0
Construction (Build) # 1 (1803258)	\$0	\$0	\$0	\$0	\$0	\$0	\$0	\$0	\$0	\$0	\$0
Construction Phase #3 (1903312)	\$6,611	\$6,611	\$6,611	\$0	\$0	\$0	\$0	\$0	\$0	\$0	\$0
Construction Materials (2002038)	\$691	\$691	\$691	\$0	\$0	\$0	\$0	\$0	\$0	\$0	\$0
Construction (2004456)	\$92,375	\$92,375	\$92,375	\$0	\$0	\$0	\$0	\$0	\$0	\$0	\$0
Construction Materials (2002047)	\$284	\$284	\$284	\$0	\$0	\$0	\$0	\$0	\$0	\$0	\$0
Construction Materials (2002048)	\$1,189	\$1,189	\$1,189	\$0	\$0	\$0	\$0	\$0	\$0	\$0	\$0
Construction (Build) # 3 (RCOC IGA)	\$643	\$643	\$643	\$0	\$0	\$0	\$0	\$0	\$0	\$0	\$0
Construction Materials (O&M - net zero)	(\$2)	(\$2)	(\$2)	\$0	\$0	\$0	\$0	\$0	\$0	\$0	\$0
Totals	\$112,707	\$112,707	\$112,708	\$0	\$0	\$0	\$0	\$0	\$0	\$0	\$0

Project Title: Downriver Transmission Main Loop

Project Status: Active - Pre-Procurement
- Construction

Class Lvl 1: Water

Class Lvl 2: Field Services

Class Lvl 3: Transmission System

Lookup Location: Will be located on Inkster between Wick and Pennsylvania Road; on Allen Road/Dixie Highway between Pennsylvania Rd. and Ready Rd; and also at Electric Avenue.

☐ **Project New to CIP:**

- ☐ **Innovation**
- ☐ **WW Master Plan**
- ☐ **Water Master Plan Right Sizing**
- ☒ **Redundancy**
- ☒ **Linear Assets Outside of Facilities**
- ☐ **Predecessor Project(s)**



Electric Ave Reservoir

Project Engineer/Manager: Vittoria Veltri

Director: TBD

Project Score

76

Problem Statement:

The Downriver Transmission Main that currently serves Brownstown, Riverview, Woodhaven, Trenton, Flat Rock, Gibraltar, Rockwood, South Rockwood, Berlin Township, and Grosse Isle is a single feed transmission system. If a disruption to service were to occur on this transmission main, many of the users along this main would experience a complete loss of pressure and flow. The number of users experiencing pressure loss would depend on the location of the break. This project would provide a transmi...See BCE Report for more information...

Scope of Work/Project Alternatives:

This project will be delivered using a design-bid-build project delivery method. The scope of work generally includes: installing approximately 4 miles of 16-inch transmission main and 5 mile of 24-inch transmission main paralleling the existing Allen Road/Dixie Highway transmission main and 4 miles of 42-inch transmission main along Inkster road between Wick and Pennsylvania road. This will provide redundancy to the Downriver communities of Brownstown, Riverview, Woodhaven, Trenton, Flat Rock,...See BCE Report for more information...

Other Important Info:

Completion of the Downriver Transmission main loop was predicated on acquiring ownership of a portion of 24-inch transmission main owned but not used by the City of Trenton. The acquisition of this Trenton main has been completed.

Project History: The 2015 Water Master Plan Update included a recommendation to evaluate options along this branch of the system to increase redundancy. GLWA Water Supply Operations Engineering performed a hydraulic analysis of redundancy alternatives. The results...See BCE Report for more information...

Project Title: Downriver Transmission Main Loop

Current Expenses (All figures are in \$1,000's)

"Total Costs" include costs outside of the 10 year planning window

***Design & Construction costs are inclusive of salaries where salaries are not defined**

Activity Name	Total Costs	Actual Costs	Prior FYs	FY26	FY27	FY28	FY29	FY30	FY31	5 Year Total	FY32-36
GLWA Salaries	\$607	\$163	\$156	\$118	\$148	\$148	\$36	\$0	\$0	\$333	\$0
Professional Services (CS-272)	\$0	\$0	\$0	\$0	\$0	\$0	\$0	\$0	\$0	\$0	\$0
Professional Services (CS-201)	\$0	\$0	\$0	\$0	\$0	\$0	\$0	\$0	\$0	\$0	\$0
Design & Construction Assistance # 1 (1803942)	\$5,231	\$3,242	\$3,210	\$31	\$295	\$296	\$73	\$0	\$378	\$1,042	\$947
Design & Construction Assistance # 1 (2103347)	\$579	\$579	\$446	\$133	\$0	\$0	\$0	\$0	\$0	\$0	\$0
Construction (Build) # 1	\$54,900	\$0	\$0	\$3,200	\$37,921	\$13,779	\$0	\$0	\$0	\$51,700	\$0
Construction (Build) # 2	\$0	\$0	\$0	\$0	\$0	\$0	\$0	\$0	\$0	\$0	\$0
Construction (Build) # 3	\$0	\$0	\$0	\$0	\$0	\$0	\$0	\$0	\$0	\$0	\$0
Totals	\$61,316	\$3,983	\$3,813	\$3,482	\$38,364	\$14,223	\$109	\$0	\$378	\$53,075	\$947

Project Title: 7 Mile/Nevada Transmission Main Rehab

Project Status: Closed

Class Lvl 1: Water

Class Lvl 2: Field Services

Class Lvl 3: Transmission System

Lookup Location: City of Detroit

☐ **Project New to CIP:**

- ☐ **Innovation**
- ☐ **WW Master Plan**
- ☐ **Water Master Plan Right Sizing**
- ☐ **Redundancy**
- ☒ **Linear Assets Outside of Facilities**
- ☐ **Predecessor Project(s)**



Nevada Transmission Main

Project Engineer/Manager: Michael Dunne

Director: TBD

Project Score

81.2

Problem Statement:

The primary driver of this project is to provide pipeline renewal of a short section of PCCP under the I-75 freeway at Grixdale in the City of Detroit. Field inspection revealed this segment of pipeline is in need of renewal.

Scope of Work/Project Alternatives:

Project includes inspection and rehab of a short I-75 freeway crossing of 7 Mile/Nevada Transmission System.

Other Important Info:

NA

Current Expenses (All figures are in \$1,000's)

"Total Costs" include costs outside of the 10 year planning window

***Design & Construction costs are inclusive of salaries where salaries are not defined**

Activity Name	Total Costs	Actual Costs	Prior FYs	FY26	FY27	FY28	FY29	FY30	FY31	5 Year Total	FY32-36
GLWA Salaries	\$39	\$39	\$39	\$0	\$0	\$0	\$0	\$0	\$0	\$0	\$0
Design/Engineering #2	\$47	\$47	\$47	\$0	\$0	\$0	\$0	\$0	\$0	\$0	\$0
Design/Engineering #1	\$13,036	\$13,029	\$13,029	\$7	\$0	\$0	\$0	\$0	\$0	\$0	\$0
Totals	\$13,122	\$13,114	\$13,115	\$7	\$0	\$0	\$0	\$0	\$0	\$0	\$0

Project Title: Jefferson Main Replacement Project

Project Status: Project Execution - Design

Class Lvl 1: Water

Class Lvl 2: Field Services

Class Lvl 3: Transmission System

Lookup Location: City of Detroit

☐ **Project New to CIP:**

- ☐ **Innovation**
- ☐ **WW Master Plan**
- ☐ **Water Master Plan Right Sizing**
- ☐ **Redundancy**
- ☒ **Linear Assets Outside of Facilities**
- ☐ **Predecessor Project(s)**



Jefferson Main

Project Engineer/Manager: Sean Grant

Director: TBD

Project Score

37.2

Problem Statement:

The City of Detroit is planning on performing a complete reconstruction of Jefferson Avenue from I-375 to Alter Street in 2023. The existing GLWA 48-inch cast iron transmission main that is within Jefferson Avenue from Water Works Park to I-375 was constructed in 1915 and is beyond its service life. Given that Jefferson Avenue will be reconstructed, GLWA would like to replace the 48-inch Jefferson Main at the same time as Jefferson Avenue is being reconstructed. Replacing the Jefferson Main now...See BCE Report for more information...

Scope of Work/Project Alternatives:

Scope of work for this project involves replacement of approximately 17,650 linear feet of 48-inch transmission main within Jefferson Avenue from Water Works Park to I-375.

Other Important Info:

This work will be included with the overall Jefferson Avenue Streetscape project. GLWA will cost share for their portion of the work associated with the 48-inch transmission main replacement.

Current Expenses (All figures are in \$1,000's)

"Total Costs" include costs outside of the 10 year planning window

***Design & Construction costs are inclusive of salaries where salaries are not defined**

Activity Name	Total Costs	Actual Costs	Prior FYs	FY26	FY27	FY28	FY29	FY30	FY31	5 Year Total	FY32-36
GLWA Salaries	\$368	\$0	\$0	\$0	\$0	\$0	\$0	\$0	\$0	\$0	\$368
Design/Engineering	\$6,481	\$1,374	\$1,374	\$0	\$0	\$0	\$0	\$0	\$0	\$0	\$5,107
Construction	\$36,287	\$0	\$0	\$0	\$0	\$0	\$0	\$0	\$0	\$0	\$36,287
Totals	\$43,135	\$1,374	\$1,374	\$0	\$0	\$0	\$0	\$0	\$0	\$0	\$41,762

Project Title: Concord and Nevada Flow Control Valves

Project Status: Project Execution - Design
Class Lvl 1: Water
Class Lvl 2: Field Services
Class Lvl 3: Transmission System
Lookup Location: Carrie and Nevada, Detroit, MI
☐ **Project New to CIP:**

- ☐ Innovation
- ☐ WW Master Plan
- ☐ Water Master Plan Right Sizing
- ☒ Redundancy
- ☒ Linear Assets Outside of Facilities
- ☐ Predecessor Project(s)



Concord and Nevada Flow Control Valves

Project Engineer/Manager: Jenny Frakes

Director: Biren Saparia

Project Score

81.7

Problem Statement:

This project will address redundancy issues within the Water Works Park service area. This service area has had at least two interruptions to service since 2017: (1) one time with loss of high lift station at Water Works Park and (2) one time with closure of Garland main. This facility will provide redundancy with ability to serve Water Work Park service area from Springwells water treatment plant (WTP) and Northeast WTP.

Scope of Work/Project Alternatives:

See attached report for evaluation of alternative.

Other Important Info:

--

Current Expenses (All figures are in \$1,000's)

"Total Costs" include costs outside of the 10 year planning window

***Design & Construction costs are inclusive of salaries where salaries are not defined**

Activity Name	Total Costs	Actual Costs	Prior FYs	FY26	FY27	FY28	FY29	FY30	FY31	5 Year Total	FY32-36
GLWA Salaries	\$94	\$14	\$0	\$36	\$29	\$29	\$0	\$0	\$0	\$58	\$0
Design/Engineering	\$1,500	\$0	\$0	\$642	\$428	\$430	\$0	\$0	\$0	\$858	\$0
Construction	\$7,000	\$0	\$0	\$0	\$3,494	\$3,506	\$0	\$0	\$0	\$7,000	\$0
Totals	\$8,593	\$14	\$0	\$677	\$3,951	\$3,965	\$0	\$0	\$0	\$7,916	\$0

Project Title: Grosse Pointe Woods - HW: Harper Woods 24" Main

Project Status: Project Execution - Design

Class Lvl 1: Water

Class Lvl 2: Field Services

Class Lvl 3: Transmission System

Lookup Location: Project route is along I-94 from GW02 meter pit to HW03 meter pit

☐ **Project New to CIP:**

- ☐ **Innovation**
- ☐ **WW Master Plan**
- ☐ **Water Master Plan Right Sizing**
- ☒ **Redundancy**
- ☒ **Linear Assets Outside of Facilities**
- ☐ **Predecessor Project(s)**



Grosse Pointe Woods/Harper Woods

Project Engineer/Manager: Mark Blossfeld

Director: Biren Saparia

Project Score

76.8

Problem Statement:

This project provides redundancy to the Water Works Park service area which has experienced at least two interruptions to service in the recent past.

Scope of Work/Project Alternatives:

The proposed new 24-inch main connects GW-02 with HW-03.

Other Important Info:

--

Current Expenses (All figures are in \$1,000's)

"Total Costs" include costs outside of the 10 year planning window

***Design & Construction costs are inclusive of salaries where salaries are not defined**

Activity Name	Total Costs	Actual Costs	Prior FYs	FY26	FY27	FY28	FY29	FY30	FY31	5 Year Total	FY32-36
GLWA Salaries	\$77	\$0	\$0	\$21	\$28	\$28	\$0	\$0	\$0	\$56	\$0
Design/Engineering	\$1,000	\$0	\$0	\$692	\$154	\$154	\$0	\$0	\$0	\$308	\$0
Construction	\$17,000	\$0	\$0	\$0	\$8,485	\$8,515	\$0	\$0	\$0	\$17,000	\$0
Totals	\$18,077	\$0	\$0	\$713	\$8,667	\$8,698	\$0	\$0	\$0	\$17,364	\$0

Project Title: Adams Road Transmission Main

Project Status: Project Execution - Design

Class Lvl 1: Water

Class Lvl 2: Field Services

Class Lvl 3: Transmission System

Lookup Location: Route for new transmission is along Adams Road between South Boulevard and Adams Booster Station just north of I-75

☐ **Project New to CIP:**

- ☐ Innovation
- ☐ WW Master Plan
- ☐ Water Master Plan Right Sizing
- ☐ Redundancy
- ☒ Linear Assets Outside of Facilities
- ☐ Predecessor Project(s)



Adams Road Transmission Main

Project Engineer/Manager: Sean Grant

Director: Biren Saparia

Project Score

81.9

Problem Statement:

Transmission main is needed for redundancy for 84-inch transmission on the discharge of the North Service Center. Further, this main cannot be taken out of service for routine inspection and maintenance. The proposed main will facilitate inspection of the main under the LSIP contract.

Scope of Work/Project Alternatives:

Other options include looping interconnecting the 54-inch and 84-inch mains further east on the discharge of the North Service Center but these interconnections do not provide ability to take the entire segment of 84-inch out of service for inspection. See attached report.

Other Important Info:

--

Current Expenses (All figures are in \$1,000's)

"Total Costs" include costs outside of the 10 year planning window

***Design & Construction costs are inclusive of salaries where salaries are not defined**

Activity Name	Total Costs	Actual Costs	Prior FYs	FY26	FY27	FY28	FY29	FY30	FY31	5 Year Total	FY32-36
GLWA Salaries	\$110	\$0	\$0	\$30	\$40	\$40	\$0	\$0	\$0	\$80	\$0
Design/Engineering	\$1,600	\$0	\$0	\$685	\$457	\$458	\$0	\$0	\$0	\$915	\$0
Construction	\$8,400	\$0	\$0	\$0	\$4,193	\$4,207	\$0	\$0	\$0	\$8,400	\$0
Totals	\$10,110	\$0	\$0	\$715	\$4,690	\$4,706	\$0	\$0	\$0	\$9,395	\$0

Project Title: Central Post Beard Transmission Main Renewal

Project Status: Future Planned - Within Five Year Plan

Class Lvl 1: Water

Class Lvl 2: Field Services

Class Lvl 3: Transmission System

Lookup Location: --

☒ **Project New to CIP:**

- ☐ **Innovation**
- ☐ **WW Master Plan**
- ☐ **Water Master Plan Right Sizing**
- ☐ **Redundancy**
- ☒ **Linear Assets Outside of Facilities**
- ☐ **Predecessor Project(s)**



Project Engineer/Manager: Corey Brecht

Director: TBD

Project Score

75

Problem Statement:

Central Post Beard Transmission Main failed catastrophically in February of 2025. The pipeline failure occurred along a longitudinally welded steel pipe. There is no way to reliably condition assess the main in question and so GLWA is looking to perform pipeline renewal on 12,800 feet of this main in Southwest Detroit.

Scope of Work/Project Alternatives:

Options assessed: - Do nothing alternative considered non-viable considering the consequence of failure of this pipeline. - Replacement costs evaluated, but open cut construction of this pipeline in a heavily urbanized area was not considered viable. - Rehab alternative via slip lining was selected as the pipeline diameter can be reduced without impact to the system hydraulics.

Other Important Info:

--

Current Expenses (All figures are in \$1,000's)

"Total Costs" include costs outside of the 10 year planning window

***Design & Construction costs are inclusive of salaries where salaries are not defined**

Activity Name	Total Costs	Actual Costs	Prior FYs	FY26	FY27	FY28	FY29	FY30	FY31	5 Year Total	FY32-36
GLWA Salaries	\$250	\$0	\$0	\$0	\$124	\$126	\$0	\$0	\$0	\$250	\$0
Construction	\$25,000	\$0	\$0	\$0	\$12,322	\$12,678	\$0	\$0	\$0	\$25,000	\$0
Totals	\$25,250	\$0	\$0	\$0	\$12,446	\$12,804	\$0	\$0	\$0	\$25,250	\$0

Project Title: Morang Transmission Main Replacement

Project Status: Future Planned - Ten Year CIP

Class Lvl 1: Water

Class Lvl 2: Field Services

Class Lvl 3: Transmission System

Lookup Location: --

☒ **Project New to CIP:**

- ☐ **Innovation**
- ☐ **WW Master Plan**
- ☐ **Water Master Plan Right Sizing**
- ☐ **Redundancy**
- ☒ **Linear Assets Outside of Facilities**
- ☐ **Predecessor Project(s)**



Project Engineer/Manager: Michael Dunne

Director: TBD

Project Score

63.9

Problem Statement:

7 Mile and Morang main 16-inch main is 2 miles in length and is subject to 8 breaks in over the segment length in recent years.

Scope of Work/Project Alternatives:

Pipeline is too small for rehab so pipeline replacement is the selected alternative.

Other Important Info:

--

Current Expenses (All figures are in \$1,000's)

"Total Costs" include costs outside of the 10 year planning window

***Design & Construction costs are inclusive of salaries where salaries are not defined**

Activity Name	Total Costs	Actual Costs	Prior FYs	FY26	FY27	FY28	FY29	FY30	FY31	5 Year Total	FY32-36
GLWA Salaries	\$90	\$0	\$0	\$0	\$0	\$0	\$0	\$0	\$0	\$0	\$90
Design/Engineering	\$1,000	\$0	\$0	\$0	\$0	\$0	\$0	\$0	\$0	\$0	\$1,000
Construction	\$8,000	\$0	\$0	\$0	\$0	\$0	\$0	\$0	\$0	\$0	\$8,000
Totals	\$9,090	\$0	\$0	\$0	\$0	\$0	\$0	\$0	\$0	\$0	\$9,090

Project Title: West Service Center Pumping Station - Reservoir, Reservoir Pumping, and Division Valve Upgrades

Project Status: Project Execution - Construction

Class Lvl 1: Water

Class Lvl 2: Systems Control Center

Class Lvl 3: Pump Station/Reservoir

Lookup Location: West Service Center

☐ **Project New to CIP:**

- ☐ **Innovation**
- ☐ **WW Master Plan**
- ☐ **Water Master Plan Right Sizing**
- ☒ **Redundancy**
- ☐ **Linear Assets Outside of Facilities**
- ☐ **Predecessor Project(s)**



West Service Center Pumping Station

Project Engineer/Manager: Brian VanHall

Director: TBD

Project Score

62.6

Problem Statement:

Construction of West Service Center Division Valves is needed to convey flows originating from the Lake Huron Water Treatment Plant through the West Service Center to the Springwells high-pressure service area while the Springwells raw water tunnel is out of service for repairs. The existing reservoirs at the West Service Center are in poor condition and continue to require periodic structural repairs despite numerous previous repairs. Additionally, half of the existing reservoir pumps experien...See BCE Report for more information...

Scope of Work/Project Alternatives:

This project is being delivered using a design-build project delivery method. The scope of work generally involves:

1. Rehabilitating Valve Vaults #1, #4, and #7.
2. Demolishing existing Valve Vault #3.
3. Constructing a new Valve Vault #3 containing a new 30-inch cone valve.
4. Demolishing two existing 10 MG reservoirs and the associated Reservoir Pump Houses #1 and #2, with associated yard piping.
5. Constructing two new 5 MG reservoirs.
6. Constructing a new Reservoir Pump House, incl...See BCE Report for more information...

Other Important Info:

Challenges: Water storage capacity and reservoir pumping capacity need to be maintained during construction. Sequence of construction and meeting system demands will need to be coordinated with operations. Construction of the new reservoirs is subject to the city of Southfield's zoning ordinances especially related to the height of the reservoirs.

Project Title: West Service Center Pumping Station - Reservoir, Reservoir Pumping, and Division Valve Upgrades

Current Expenses (All figures are in \$1,000's)

"Total Costs" include costs outside of the 10 year planning window

***Design & Construction costs are inclusive of salaries where salaries are not defined**

Activity Name	Total Costs	Actual Costs	Prior FYs	FY26	FY27	FY28	FY29	FY30	FY31	5 Year Total	FY32-36
GLWA Salaries	\$299	\$266	\$264	\$35	\$0	\$0	\$0	\$0	\$0	\$0	\$0
Design/Engineering (CS-1772)	\$214	\$214	\$214	\$0	\$0	\$0	\$0	\$0	\$0	\$0	\$0
Design/Engineering (CS-052)	\$0	\$0	\$0	\$0	\$0	\$0	\$0	\$0	\$0	\$0	\$0
Design-Build # 1 (1803312)	\$46,610	\$46,131	\$46,131	\$479	\$0	\$0	\$0	\$0	\$0	\$0	\$0
Miscellaneous	\$311	\$311	\$311	\$0	\$0	\$0	\$0	\$0	\$0	\$0	\$0
Totals	\$47,434	\$46,922	\$46,920	\$515	\$0	\$0	\$0	\$0	\$0	\$0	\$0

Project Title: Ypsilanti Booster Pumping Station Improvements

Project Status: Future Planned - Ten Year CIP

Class Lvl 1: Water


Class Lvl 2: Systems Control Center

Class Lvl 3: Pump Station/Reservoir

Lookup Location: Water Plants & Booster Pump Stations

☐ **Project New to CIP:**

- ☐ **Innovation**
- ☐ **WW Master Plan**
- ☐ **Water Master Plan Right Sizing**
- ☒ **Redundancy**
- ☐ **Linear Assets Outside of Facilities**
- ☐ **Predecessor Project(s)**



Ypsilanti Booster Pumping Station

Project Engineer/Manager: Jorge Nicolas

Director: TBD

Project Score

47.6

Problem Statement:

The Ypsilanti Booster Pumping Station does not have backup power generation and needs it in the event of a power loss so that system pressure loss is avoided during these conditions. The entire station and its pumping and electrical system equipment are original to the facility and are past their useful service life. The existing electrical system requires substantial maintenance to keep it in service. The existing pumps and motors are in poor condition and require cumbersome maintenance to keep...See BCE Report for more information...

Scope of Work/Project Alternatives:

This project is being delivered using a design-bid-build project delivery method. The scope of work generally includes building a new booster pumping station that meets current water system demands, current building and electrical codes, and best industry practices for water pumping station design, operation and maintenance. The new station will be equipped with all new pumps, motors, drives, electrical switchgear, power distribution system, building mechanical, station passive bypass, and elec...See BCE Report for more information...

Other Important Info:

Impact to member partners

Project Title: Ypsilanti Booster Pumping Station Improvements

Current Expenses (All figures are in \$1,000's)

"Total Costs" include costs outside of the 10 year planning window

***Design & Construction costs are inclusive of salaries where salaries are not defined**

Activity Name	Total Costs	Actual Costs	Prior FYs	FY26	FY27	FY28	FY29	FY30	FY31	5 Year Total	FY32-36
GLWA Salaries	\$391	\$103	\$103	\$0	\$0	\$0	\$0	\$0	\$0	\$0	\$274
Design/Engineering (CS-267)	\$770	\$770	\$770	\$0	\$0	\$0	\$0	\$0	\$0	\$0	\$0
Design/Engineering (CS-052)	\$89	\$89	\$89	\$0	\$0	\$0	\$0	\$0	\$0	\$0	\$0
Design/Engineering (1902063)	\$1	\$1	\$1	\$0	\$0	\$0	\$0	\$0	\$0	\$0	\$0
Design/Engineering	\$3,714	\$0	\$0	\$0	\$0	\$0	\$0	\$0	\$0	\$0	\$3,607
Construction (Build) #1	\$36,195	\$0	\$0	\$0	\$0	\$0	\$0	\$0	\$0	\$0	\$34,881
Construction Property Acquisition	\$1,596	\$1,596	\$1,596	\$0	\$0	\$0	\$0	\$0	\$0	\$0	\$0
Totals	\$42,755	\$2,558	\$2,559	\$0	\$0	\$0	\$0	\$0	\$0	\$0	\$38,762

Project Title: Adams Road Pumping Station Improvements

Project Status: Future Planned - Within Five Year Plan

Class Lvl 1: Water

Class Lvl 2: Systems Control Center

Class Lvl 3: Pump Station/Reservoir

Lookup Location: Adams Road BPS

☐ **Project New to CIP:**

- ☐ **Innovation**
- ☐ **WW Master Plan**
- ☐ **Water Master Plan Right Sizing**
- ☐ **Redundancy**
- ☐ **Linear Assets Outside of Facilities**
- ☐ **Predecessor Project(s)**



Adams Road Pumping Station

Project Engineer/Manager: Sean Grant

Director: TBD

Project Score
97.8
Problem Statement:

Adams Road booster pumping station was constructed in 1971 and is nearing the end of its service life. Recent condition assessment of the station indicates that there are several needs at the site that need to be addressed due to aging infrastructure. Improvements required at the site include site drive improvements, site valve replacements, building sump replacement, site drain PS replacement, structural improvements, pumping system improvements, flow metering improvements, bypass upgrades, in...See BCE Report for more information...

Scope of Work/Project Alternatives:

This project will be delivered using a design-bid-build project delivery method. The scope of work generally includes reconstructing a new pumping station next to the existing on the current site. The new station will be designed to current building and electrical codes, industry standards, and best practices for operation and maintenance of pumping stations.

Other Important Info:

N/A

Project Title: Adams Road Pumping Station Improvements

Current Expenses (All figures are in \$1,000's)

"Total Costs" include costs outside of the 10 year planning window

***Design & Construction costs are inclusive of salaries where salaries are not defined**

Activity Name	Total Costs	Actual Costs	Prior FYs	FY26	FY27	FY28	FY29	FY30	FY31	5 Year Total	FY32-36
GLWA Salaries	\$575	\$0	\$0	\$0	\$0	\$0	\$72	\$72	\$72	\$216	\$360
Design & Construction Assistance # 1 (CS-052A, TBD)	\$8,500	\$0	\$0	\$0	\$0	\$0	\$1,189	\$1,189	\$1,189	\$3,566	\$4,934
Design/Engineering (CS-052)	\$83	\$83	\$83	\$0	\$0	\$0	\$0	\$0	\$0	\$0	\$0
Construction (Build) # 1	\$52,600	\$0	\$0	\$0	\$0	\$0	\$0	\$0	\$0	\$0	\$52,600
Totals	\$61,758	\$83	\$83	\$0	\$0	\$0	\$1,261	\$1,261	\$1,261	\$3,782	\$57,894

Project Title: Newburgh Road Booster Pumping Station Improvements

Project Status: Project Execution - Design

Class Lvl 1: Water


Class Lvl 2: Systems Control Center

Class Lvl 3: Pump Station/Reservoir

Lookup Location: Newburgh Road Booster Pumping Station

☐ **Project New to CIP:**

- ☐ **Innovation**
- ☐ **WW Master Plan**
- ☐ **Water Master Plan Right Sizing**
- ☒ **Redundancy**
- ☐ **Linear Assets Outside of Facilities**
- ☐ **Predecessor Project(s)**



Newburgh Road Booster Pumping Station

Project Engineer/Manager: Jorge Nicolas

Director: TBD

Project Score

58.9

Problem Statement:

Existing pumps, motors and electrical gear are beyond useful service life. The existing pump manufacturer has discontinued maintenance support of the pumps, increasing the difficulty and cost of maintenance. Additionally, a new transmission main will be designed to allow the Newburgh Station to pump flows to the Haggerty Station reservoir. The Haggerty reservoir fill operation may require additional pumps at the Newburgh Station that are rated to higher discharge pressures.

Scope of Work/Project Alternatives:

Construct a new Newburgh Road Booster Pumping Station, including new pumps, motors, VFDs, electrical gear, building mechanical equipment, and backup power generation. Alternatives include constructing a new Newburgh Road Booster Pumping Station on the existing site, expanding the existing site to accommodate a new station, or construction of the new station on a new site.

Other Important Info:

Challenges: The existing site is not large enough to construct the new Newburgh Station. Coordination with the 14-Mile Road Transmission Main Loop Contract will be required. JN: New site is purchased across from existing pump station to build new station.

Project Title: Newburgh Road Booster Pumping Station Improvements

Current Expenses (All figures are in \$1,000's)

"Total Costs" include costs outside of the 10 year planning window

***Design & Construction costs are inclusive of salaries where salaries are not defined**

Activity Name	Total Costs	Actual Costs	Prior FYs	FY26	FY27	FY28	FY29	FY30	FY31	5 Year Total	FY32-36
GLWA Salaries	\$1,036	\$748	\$93	\$656	\$79	\$96	\$96	\$17	\$0	\$288	\$0
Design & Construction Assistance # 1 (1901767, CS-052)	\$3,988	\$1,864	\$1,584	\$423	\$570	\$654	\$653	\$104	\$0	\$1,981	\$0
Design/Engineering (CS-052)	\$83	\$83	\$83	\$0	\$0	\$0	\$0	\$0	\$0	\$0	\$0
Construction (Build) # 1	\$70,722	\$722	\$722	\$0	\$15,626	\$29,025	\$22,359	\$2,990	\$0	\$70,000	\$0
Totals	\$75,829	\$3,417	\$2,482	\$1,079	\$16,275	\$29,775	\$23,108	\$3,111	\$0	\$72,269	\$0

Project Title: North Service Center Pumping Station Improvements

Project Status: Project Execution - Design
Class Lvl 1: Water
Class Lvl 2: Systems Control Center
Class Lvl 3: Pump Station/Reservoir
Lookup Location: North Service Center
☐ **Project New to CIP:**

- ☐ **Innovation**
- ☐ **WW Master Plan**
- ☐ **Water Master Plan Right Sizing**
- ☒ **Redundancy**
- ☐ **Linear Assets Outside of Facilities**
- ☐ **Predecessor Project(s)**



North Service Center Pumping Station

Project Engineer/Manager: Mark Blossfeld

Director: TBD

Project Score

98.7

Problem Statement:

The North Service Center was constructed in 1962 and is nearing the end of its service life.

Recent condition assessment of the station indicates that there are several needs that need to be addressed. Improvements include site drive improvements, valve replacements, septic tank and well field replacement, electric room improvements, building structure improvements, line and reservoir pump upgrades, interior valve upgrades, station piping improvements, sump pump upgrades, and various electr...See BCE Report for more information...

Scope of Work/Project Alternatives:

This project includes rehabilitation of the North Service Center Pumping Station, and replacement of two ten-million-gallon reservoirs.

Other Important Info:

Proposed changes focus on optimization of energy efficiency in the system by removing waste and conserving energy already input the system.

Project Title: North Service Center Pumping Station Improvements

Current Expenses (All figures are in \$1,000's)

"Total Costs" include costs outside of the 10 year planning window

***Design & Construction costs are inclusive of salaries where salaries are not defined**

Activity Name	Total Costs	Actual Costs	Prior FYs	FY26	FY27	FY28	FY29	FY30	FY31	5 Year Total	FY32-36
GLWA Salaries	\$1,587	\$134	\$111	\$127	\$138	\$138	\$138	\$138	\$138	\$689	\$661
Professional Services	\$72	\$72	\$72	\$0	\$0	\$0	\$0	\$0	\$0	\$0	\$0
Design & Construction Assistance # 1	\$283	\$257	\$257	\$6	\$7	\$7	\$6	\$0	\$0	\$20	\$0
Design & Construction Assistance # 2	\$14,831	\$6,978	\$5,922	\$1,056	\$0	\$0	\$0	\$0	\$0	\$0	\$7,853
Design/Engineering	\$14,221	\$228	\$182	\$206	\$138	\$0	\$155	\$1,946	\$1,398	\$3,637	\$11,197
Construction (Build) # 1	\$108,323	\$0	\$0	\$0	\$16,495	\$28,320	\$31,793	\$23,705	\$8,010	\$108,323	\$0
Construction (Build) # 2	\$120,000	\$0	\$0	\$0	\$0	\$0	\$0	\$0	\$0	\$0	\$120,000
Construction (Build) # 3	\$0	\$0	\$0	\$0	\$0	\$0	\$0	\$0	\$0	\$0	\$0
Construction (Build) # 4	\$0	\$0	\$0	\$0	\$0	\$0	\$0	\$0	\$0	\$0	\$0
Totals	\$260,316	\$7,669	\$6,544	\$1,394	\$16,778	\$28,465	\$32,091	\$25,788	\$9,546	\$112,669	\$139,711

Project Title: Schoolcraft Pumping Station Improvements

Project Status: Future Planned - Ten Year CIP

Class Lvl 1: Water

Class Lvl 2: Systems Control Center

Class Lvl 3: Pump Station/Reservoir

Lookup Location: Booster Pumping Stations

☐ **Project New to CIP:**

- ☐ **Innovation**
- ☐ **WW Master Plan**
- ☐ **Water Master Plan Right Sizing**
- ☒ **Redundancy**
- ☐ **Linear Assets Outside of Facilities**
- ☐ **Predecessor Project(s)**



Schoolcraft Pumping Station

Project Engineer/Manager: Eric Kramp

Director: TBD

Project Score
58.9
Problem Statement:

Following the Pump Station Condition Survey and Needs Assessment, significant issues were observed in the Schoolcraft Pumping Station. This needs assessment has found several significant areas of necessary improvement to the station as described in the project scope of work:

Scope of Work/Project Alternatives:

This project will be delivered using a design-bid-build project delivery method. The scope of work will generally include replacing existing pumps, motors, drives, electrical switchgear, motor control centers, valves, valve operators, yard piping, and yard valves with new infrastructure. Additionally, the underdrain system that serves the finished water reservoirs will either be rehabilitated or replaced.

Other Important Info:

This project is scheduled to begin beyond the 10 year time period.

Current Expenses (All figures are in \$1,000's)

"Total Costs" include costs outside of the 10 year planning window

***Design & Construction costs are inclusive of salaries where salaries are not defined**

Activity Name	Total Costs	Actual Costs	Prior FYs	FY26	FY27	FY28	FY29	FY30	FY31	5 Year Total	FY32-36
GLWA Salaries	\$222	\$0	\$0	\$0	\$0	\$0	\$0	\$0	\$0	\$0	\$90
Professional Services	\$3,265	\$0	\$0	\$0	\$0	\$0	\$0	\$0	\$0	\$0	\$1,326
Design/Engineering	\$47	\$47	\$47	\$0	\$0	\$0	\$0	\$0	\$0	\$0	\$0
Construction	\$21,156	\$0	\$0	\$0	\$0	\$0	\$0	\$0	\$0	\$0	\$2,290
Totals	\$24,690	\$47	\$47	\$0	\$0	\$0	\$0	\$0	\$0	\$0	\$3,706

Project Title: Wick Road Pumping Station Improvements

Project Status: Future Planned - Within Five Year Plan

Class Lvl 1: Water

Class Lvl 2: Systems Control Center

Class Lvl 3: Pump Station/Reservoir

Lookup Location: Romulus

☐ **Project New to CIP:**

- ☐ **Innovation**
- ☐ **WW Master Plan**
- ☒ **Water Master Plan Right Sizing**
- ☒ **Redundancy**
- ☐ **Linear Assets Outside of Facilities**
- ☐ **Predecessor Project(s)**



Wick Pumpstation Pump Room

Project Engineer/Manager: Vittoria Veltri

Director: TBD

Project Score

67.2

Problem Statement:

Wick Pump Station is currently oversized based on the demands, has poor valve isolation capabilities and much of its equipment which was installed in 1981 is passed its useful service life. This project's intent is to right size the station and replace valves and other aging equipment.

Scope of Work/Project Alternatives:

This project will be delivered under a design-bid-build delivery method. This project's scope of work will be rightsizing the station's pumping capacity, improving valve control and isolation, and replacing or upgrading equipment. The improvements to right size the station include replacing reservoir pumping units and installing another small line pump (jockey pump) to accommodate low flow conditions. Valve control and isolation work will involve replacing existing station valves and replacing ...See BCE Report for more information...

Other Important Info:

CS-052A Condition Assessment provides additional details on the scope of project.

Project Title: Wick Road Pumping Station Improvements

Current Expenses (All figures are in \$1,000's)

"Total Costs" include costs outside of the 10 year planning window

***Design & Construction costs are inclusive of salaries where salaries are not defined**

Activity Name	Total Costs	Actual Costs	Prior FYs	FY26	FY27	FY28	FY29	FY30	FY31	5 Year Total	FY32-36
GLWA Salaries	\$372	\$0	\$0	\$0	\$0	\$0	\$0	\$0	\$0	\$0	\$372
Design & Construction Assistance # 1 (TBD, CS-052A)	\$4,361	\$0	\$0	\$0	\$0	\$0	\$0	\$0	\$0	\$0	\$4,361
Design/Engineering (CS-052)	\$57	\$57	\$57	\$0	\$0	\$0	\$0	\$0	\$0	\$0	\$0
Construction (Build) # 1	\$19,990	\$0	\$0	\$0	\$0	\$0	\$0	\$0	\$0	\$0	\$19,990
Totals	\$24,780	\$56	\$57	\$0	\$0	\$0	\$0	\$0	\$0	\$0	\$24,723

Project Title: Franklin Pumping Station Improvements

Project Status: Future Planned - Within Five Year Plan
Class Lvl 1: Water
Class Lvl 2: Systems Control Center
Class Lvl 3: Pump Station/Reservoir
Lookup Location: Franklin Pump Station
☐ **Project New to CIP:**

- ☐ **Innovation**
- ☐ **WW Master Plan**
- ☐ **Water Master Plan Right Sizing**
- ☐ **Redundancy**
- ☐ **Linear Assets Outside of Facilities**
- ☐ **Predecessor Project(s)**



Franklin Pumping Station

Project Engineer/Manager: Corey Brecht

Director: TBD

Project Score

77.7

Problem Statement:

The Franklin Booster Pumping Station was constructed in 1968 and is nearing the end of its service life.

Recent condition assessment of the station indicates that there are several needs that need to be addressed due to aging infrastructure. Improvements required at the site include site drive improvements, sanitary holding tank improvements, site valve replacements, mezzanine valve access improvements, electrical room upgrades, building structure improvements, pumping improvements, flow me...See BCE Report for more information...

Scope of Work/Project Alternatives:

This project includes complete rehab or reconstruction of the Franklin Booster Station.

Other Important Info:

Project will include alternatives evaluation to determine building new station versus rehabilitating existing.

Project Title: Franklin Pumping Station Improvements

Current Expenses (All figures are in \$1,000's)
"Total Costs" include costs outside of the 10 year planning window
***Design & Construction costs are inclusive of salaries where salaries are not defined**

Activity Name	Total Costs	Actual Costs	Prior FYs	FY26	FY27	FY28	FY29	FY30	FY31	5 Year Total	FY32-36
GLWA Salaries	\$132	\$0	\$0	\$0	\$0	\$0	\$0	\$14	\$29	\$44	\$88
Design/Engineering (TBD)	\$4,693	\$0	\$0	\$0	\$0	\$0	\$0	\$700	\$481	\$1,181	\$3,512
Design/Engineering (CS-052)	\$93	\$93	\$93	\$0	\$0	\$0	\$0	\$0	\$0	\$0	\$0
Construction (Build) #1	\$56,000	\$0	\$0	\$0	\$0	\$0	\$0	\$0	\$0	\$0	\$56,000
Totals	\$60,917	\$93	\$93	\$0	\$0	\$0	\$0	\$714	\$510	\$1,225	\$59,600

Project Title: Imlay Pumping Station Improvements

Project Status: Future Planned - Ten Year CIP

Class Lvl 1: Water

Class Lvl 2: Systems Control Center

Class Lvl 3: Pump Station/Reservoir

Lookup Location: Imlay Pumping Station

☐ **Project New to CIP:**

- ☒ **Innovation**
- ☐ **WW Master Plan**
- ☒ **Water Master Plan Right Sizing**
- ☒ **Redundancy**
- ☐ **Linear Assets Outside of Facilities**
- ☐ **Predecessor Project(s)**



Imlay Pumping Station

Project Engineer/Manager: Eric Kramp

Director: TBD

Project Score

59.4

Problem Statement:

The 2018 Booster Station Condition Assessment identified several significant issues have been documented at the Imlay Booster Station. In addition to the updates to the VFD systems identified in the FY 2020 CIP. Site/civil, mechanical, and electrical improvements have been identified far in excess of the initial assessment, including the complete replacement of all outdated electrical switchgear.

It was recently documented that approximately half of the reservoir fill system is working at I...See BCE Report for more information...

Scope of Work/Project Alternatives:

Significant improvements to the site/civil, mechanical, and electrical systems at the Imlay Booster Station are required as follows:
 Site/Civil -- Replace crumbling retaining walls.
 Roofing rehabilitation
 Pumping -- "Right size" remaining pump and motor units based on 2015 WMPU. Rehabilitate any pumping units that are correctly sized.
 Mechanical -- Improvements to HVAC.
 Replacement or rehabilitation of all station isolation gate, butterfly valves and reservoir fill valves.
 Electrical -- Add...See BCE Report for more information...

Other Important Info:

VFD size is unusual in the marketplace and cooling systems are complex for the VFDs.

Project Title: Imlay Pumping Station Improvements

Current Expenses (All figures are in \$1,000's)
"Total Costs" include costs outside of the 10 year planning window
***Design & Construction costs are inclusive of salaries where salaries are not defined**

Activity Name	Total Costs	Actual Costs	Prior FYs	FY26	FY27	FY28	FY29	FY30	FY31	5 Year Total	FY32-36
GLWA Salaries	\$1,241	\$0	\$0	\$31	\$93	\$93	\$93	\$93	\$93	\$465	\$465
Design (TBD, CS-052A)	\$13,650	\$0	\$0	\$0	\$0	\$0	\$0	\$0	\$0	\$0	\$11,749
Design/Engineering (CS-052)	\$227	\$227	\$227	\$0	\$0	\$0	\$0	\$0	\$0	\$0	\$0
Construction #1	\$121,750	\$0	\$0	\$0	\$0	\$0	\$0	\$0	\$0	\$0	\$69,565
Construction #2	\$1,100	\$0	\$0	\$1,100	\$0	\$0	\$0	\$0	\$0	\$0	\$0
Totals	\$137,968	\$227	\$227	\$1,131	\$93	\$93	\$93	\$93	\$93	\$465	\$81,778

Project Title: Joy Road Pumping Station Improvements

Project Status: Future Planned - Within Five Year Plan

Class Lvl 1: Water

Class Lvl 2: Systems Control Center

Class Lvl 3: Pump Station/Reservoir

Lookup Location: Joy Rd Water Pumping Station

☐ **Project New to CIP:**

- ☒ **Innovation**
- ☐ **WW Master Plan**
- ☐ **Water Master Plan Right Sizing**
- ☒ **Redundancy**
- ☐ **Linear Assets Outside of Facilities**
- ☐ **Predecessor Project(s)**



Joy Road Pumping Station

Project Engineer/Manager: Sean Grant

Director: TBD

Project Score
58.9
Problem Statement:

The station is undersized with limited space for maintenance and personnel access. The main walkway inside the station is built on top of the discharge header and six stairways connected to it are non-code compliant. There is not enough room to install standard stairs. The electrical room addition was partially built on top of the pump station top slab and blocks access to the reservoir fill line valves. The pump station roof hatches leak and drip onto equipment below. The discharge header is h...See BCE Report for more information...

Scope of Work/Project Alternatives:

Design contract will consider life-cycle costs of rehabilitating the current station versus building a new station on available land located to the south. Station improvements include:
Existing site drive geometry needs to be improved to allow for a mobile crane or semi-trailer truck.
Installation of a new site drain pump station next to existing
A new electrical room addition
The existing building structures require maintenance and repair.
Rehabilitate the existing line and reservoir pum...See BCE Report for more information...

Other Important Info:

There is space on the site for building a new pump station to the south of the existing.

Project Title: Joy Road Pumping Station Improvements

Current Expenses (All figures are in \$1,000's)

"Total Costs" include costs outside of the 10 year planning window

***Design & Construction costs are inclusive of salaries where salaries are not defined**

Activity Name	Total Costs	Actual Costs	Prior FYs	FY26	FY27	FY28	FY29	FY30	FY31	5 Year Total	FY32-36
GLWA Salaries	\$469	\$0	\$0	\$0	\$0	\$0	\$0	\$20	\$84	\$104	\$365
Design & Construction Assistance # 1 (TBD, CS-052A)	\$3,536	\$0	\$0	\$0	\$0	\$0	\$0	\$223	\$926	\$1,149	\$2,387
Design/Engineering (CS-052)	\$71	\$71	\$71	\$0	\$0	\$0	\$0	\$0	\$0	\$0	\$0
Construction (Build) # 1	\$35,781	\$0	\$0	\$0	\$0	\$0	\$0	\$0	\$0	\$0	\$35,781
Totals	\$39,857	\$71	\$71	\$0	\$0	\$0	\$0	\$244	\$1,010	\$1,254	\$38,532

Project Title: Water Treatment Plant Automation Program

Project Status: Future Planned - Within Five Year Plan

Class Lvl 1: Water

Class Lvl 2: Programs

Class Lvl 3: Programs

Lookup Location: Water Treatment Plants

☐ **Project New to CIP:**

- ☐ **Innovation**
- ☐ **WW Master Plan**
- ☐ **Water Master Plan Right Sizing**
- ☐ **Redundancy**
- ☐ **Linear Assets Outside of Facilities**
- ☐ **Predecessor Project(s)**



Water Treatment Plant

Project Engineer/Manager: Jeffrey Dorsey

Director: Terry Daniel

Project Score

0

Problem Statement:

This automation design and construction project comes from recommendations that identified existing station process data conditions and needs, GLWA mission critical assets, alternative improvement options to address identified needs, recommended improvements to address the needs, prioritized projects based on the GLWA CIP scoring tool, and schedule for making the improvements along with budgets for each project established under CS-108.

Scope of Work/Project Alternatives:

The purpose of this project is to implement the recommendations from CS-108 that are prioritized in five (5) year increments with an estimated cost of \$1 million dollars per year over a twenty (20) year span.

Other Important Info:

Challenge: Standardization of multiple different data process equipment already installed throughout the 5 plants is problematic.

Project History: Each water treatment plant has process areas ranging from intake, sedimentation, chlorination, filtration and distribution systems. One of the directives from the organizational objectives is to provide the treatment plants with automation. This automation is one of the main drivers for increased efficiency in data monitoring and regulatory repor...See BCE Report for more information...

Project Title: Water Treatment Plant Automation Program

Current Expenses (All figures are in \$1,000's)

"Total Costs" include costs outside of the 10 year planning window

***Design & Construction costs are inclusive of salaries where salaries are not defined**

Activity Name	Total Costs	Actual Costs	Prior FYs	FY26	FY27	FY28	FY29	FY30	FY31	5 Year Total	FY32-36
GLWA Salaries	\$243	\$0	\$0	\$0	\$0	\$0	\$29	\$29	\$29	\$87	\$144
Design/Engineering	\$9	\$0	\$0	\$0	\$0	\$0	\$0	\$0	\$0	\$9	\$0
Construction	\$23,065	\$0	\$0	\$0	\$0	\$0	\$3,000	\$3,000	\$0	\$6,000	\$15,763
Totals	\$23,317	\$0	\$0	\$0	\$0	\$0	\$3,029	\$3,029	\$38	\$6,096	\$15,907

Project Title: SW SCADA System Upgrade

Project Status: Project Execution - Pending Closeout
Class Lvl 1: Water
Class Lvl 2: Programs
Class Lvl 3: Programs
Lookup Location: Southwest Water Treatment Plant
☐ **Project New to CIP:**

- ☐ **Innovation**
- ☐ **WW Master Plan**
- ☐ **Water Master Plan Right Sizing**
- ☐ **Redundancy**
- ☐ **Linear Assets Outside of Facilities**
- ☐ **Predecessor Project(s)**



SW SCADA

Project Engineer/Manager: Jeffrey Dorsey

Director: Terry Daniel

Project Score

67.4

Problem Statement:

This project will upgrade the Southwest WTP SCADA system.

Scope of Work/Project Alternatives:

The upgrade of network devices, controllers and removal of device net for the SCADA system.

Other Important Info:

This project will also upgrade Ovation to version 3.8

Current Expenses (All figures are in \$1,000's)

"Total Costs" include costs outside of the 10 year planning window

***Design & Construction costs are inclusive of salaries where salaries are not defined**

Activity Name	Total Costs	Actual Costs	Prior FYs	FY26	FY27	FY28	FY29	FY30	FY31	5 Year Total	FY32-36
Capital Delivery Salary	\$8	\$7	\$7	\$1	\$0	\$0	\$0	\$0	\$0	\$0	\$0
Professional Services	\$262	\$262	\$262	\$0	\$0	\$0	\$0	\$0	\$0	\$0	\$0
Design-Build (2001051)	\$7,792	\$7,792	\$7,469	\$323	\$0	\$0	\$0	\$0	\$0	\$0	\$0
Totals	\$8,062	\$8,061	\$7,738	\$324	\$0	\$0	\$0	\$0	\$0	\$0	\$0

Project Title: WWP SCADA Network Upgrade

Project Status: Future Planned - Within Five Year Plan

Class Lvl 1: Water

Class Lvl 2: Programs

Class Lvl 3: Programs

Lookup Location: Water Works Park

☐ **Project New to CIP:**

- ☐ **Innovation**
- ☐ **WW Master Plan**
- ☐ **Water Master Plan Right Sizing**
- ☐ **Redundancy**
- ☐ **Linear Assets Outside of Facilities**
- ☐ **Predecessor Project(s)**



Water Works Park

Project Engineer/Manager: Jeffrey Dorsey

Director: Terry Daniel

Project Score

65

Problem Statement:

Provide a robust SCADA network solution with installed capacity to accommodate future SCADA expansion and fully manageable network capabilities. Adhere to network standards put together in the SGD document.

Scope of Work/Project Alternatives:

This project will be the construction phase of the design done under CIP 170304.

Other Important Info:

This project may be delayed.

Current Expenses (All figures are in \$1,000's)

"Total Costs" include costs outside of the 10 year planning window

***Design & Construction costs are inclusive of salaries where salaries are not defined**

Activity Name	Total Costs	Actual Costs	Prior FYs	FY26	FY27	FY28	FY29	FY30	FY31	5 Year Total	FY32-36
GLWA Salaries	\$157	\$0	\$0	\$0	\$0	\$0	\$98	\$59	\$0	\$157	\$0
Design/Engineering	\$187	\$0	\$0	\$0	\$0	\$0	\$117	\$70	\$0	\$187	\$0
Construction	\$7,198	\$0	\$0	\$0	\$0	\$0	\$4,751	\$2,447	\$0	\$7,198	\$0
Totals	\$7,542	\$0	\$0	\$0	\$0	\$0	\$4,966	\$2,576	\$0	\$7,542	\$0

Project Title: SPW SCADA PLC Network Upgrade

Project Status: Project Execution - Construction

Class Lvl 1: Water

Class Lvl 2: Programs

Class Lvl 3: Programs

Lookup Location: Springwells Plant

☐ **Project New to CIP:**

- ☐ **Innovation**
- ☐ **WW Master Plan**
- ☐ **Water Master Plan Right Sizing**
- ☐ **Redundancy**
- ☐ **Linear Assets Outside of Facilities**
- ☐ **Predecessor Project(s)**



Springwells

Project Engineer/Manager: Jeffrey Dorsey

Director: Terry Daniel

Project Score
78.4
Problem Statement:

This project will upgrade current plant PLCs providing Asset Center management and install network cabinets in strategic locations for future expandability of both Springwells and Northeast Water Treatment Plants.

Scope of Work/Project Alternatives:

Provide a robust SCADA network solution with installed capacity to accommodate future SCADA expansion and fully manageable network capabilities. Adhere to network standards put together in the SGD document.

Other Important Info:

This project will upgrade the 3rd party network.

Current Expenses (All figures are in \$1,000's)

"Total Costs" include costs outside of the 10 year planning window

***Design & Construction costs are inclusive of salaries where salaries are not defined**

Activity Name	Total Costs	Actual Costs	Prior FYs	FY26	FY27	FY28	FY29	FY30	FY31	5 Year Total	FY32-36
GLWA Salaries	\$100	\$0	\$0	\$43	\$57	\$0	\$0	\$0	\$0	\$57	\$0
Design/Engineering	\$1,670	\$0	\$0	\$713	\$954	\$3	\$0	\$0	\$0	\$957	\$0
Construction	\$6,101	\$0	\$0	\$2,740	\$3,354	\$6	\$0	\$0	\$0	\$3,361	\$0
Totals	\$7,871	\$0	\$0	\$3,497	\$4,366	\$9	\$0	\$0	\$0	\$4,375	\$0

Project Title: Water Transmission Improvement Program

Project Status: Future Planned - Ten Year CIP

Class Lvl 1: Water

Class Lvl 2: Programs

Class Lvl 3: Programs

Lookup Location: Transmission System

☐ **Project New to CIP:**

- ☐ **Innovation**
- ☐ **WW Master Plan**
- ☐ **Water Master Plan Right Sizing**
- ☒ **Redundancy**
- ☒ **Linear Assets Outside of Facilities**
- ☐ **Predecessor Project(s)**



Water Transmission Improvement Program

Project Engineer/Manager: Peter Fromm

Director: Peter Fromm

Project Score

0

Problem Statement:

Assessing, rehabilitating or replacing aging transmission mains in the water system

Scope of Work/Project Alternatives:

This project is a yearly funding allocation for the design and/or construction work for the rehabilitation or replacement of aging water transmission lines and all appurtenances, connections and related structures.

Other Important Info:

O&M manuals, GIS, Section Maps and Gate Books are available for reference.

Project History: There are many critical assets that are required to be operated in the transmission system and this yearly allowance is needed to meet the critical needs of these assets.

Challenges: May require shut down of large pumps and isolation or shutdown of large mains etc.

Project Title: Water Transmission Improvement Program

Current Expenses (All figures are in \$1,000's)

"Total Costs" include costs outside of the 10 year planning window

***Design & Construction costs are inclusive of salaries where salaries are not defined**

Activity Name	Total Costs	Actual Costs	Prior FYs	FY26	FY27	FY28	FY29	FY30	FY31	5 Year Total	FY32-36
GLWA Salaries	\$495	\$0	\$0	\$0	\$0	\$0	\$0	\$0	\$0	\$0	\$412
Design/Engineering #1	\$141	\$0	\$0	\$0	\$0	\$0	\$0	\$0	\$0	\$0	\$141
Design/Engineering #2	\$2,975	\$0	\$0	\$0	\$0	\$0	\$0	\$0	\$0	\$0	\$2,474
Construction (Build) #2	\$10,900	\$0	\$0	\$0	\$0	\$0	\$0	\$0	\$0	\$0	\$10,900
Construction (Build) #6	\$17,664	\$0	\$0	\$0	\$0	\$0	\$0	\$0	\$0	\$0	\$17,664
Totals	\$32,174	\$0	\$0	\$0	\$0	\$0	\$0	\$0	\$0	\$0	\$31,590

Project Title: Transmission System Valve Rehabilitation and Replacement Program

Project Status: Future Planned - Ten Year CIP

Class Lvl 1: Water

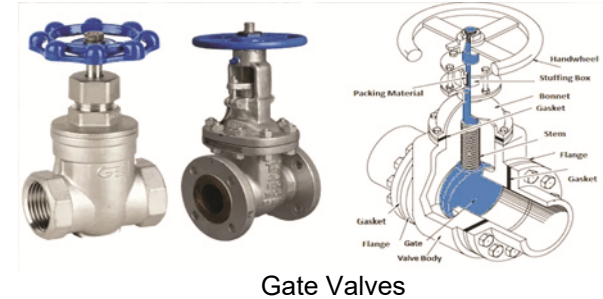
Class Lvl 2: Programs

Class Lvl 3: Programs

Lookup Location: Transmission System Gate Valves

☐ **Project New to CIP:**

- ☐ **Innovation**
- ☐ **WW Master Plan**
- ☐ **Water Master Plan Right Sizing**
- ☒ **Redundancy**
- ☒ **Linear Assets Outside of Facilities**
- ☒ **Predecessor Project(s)**



Project Engineer/Manager: Peter Fromm

Director: Peter Fromm

Project Score

0

Problem Statement:

Replacement or rehabilitation of GLWA Transmission System Gate Valves will aid in implementing a regular valve exercising program as recommended by AWWA as well as increase the reliability of the transmission system.

Scope of Work/Project Alternatives:

Evaluate the existing conditions, provide the necessary replacement/ rehabilitation option, then design and implement them.

Other Important Info:

GIS, Section Maps and Gate Books are available for reference.

Project History: There are critical valves that are required to be closed during a main break or an emergency situation. There has not been a regular valve exercising program in the past 15 years in the DWSD/GLWA System.

Challenges: May require shutdown of large transmission mains.

Project Title: Transmission System Valve Rehabilitation and Replacement Program

Current Expenses (All figures are in \$1,000's)

"Total Costs" include costs outside of the 10 year planning window

***Design & Construction costs are inclusive of salaries where salaries are not defined**

Activity Name	Total Costs	Actual Costs	Prior FYs	FY26	FY27	FY28	FY29	FY30	FY31	5 Year Total	FY32-36
GLWA Salaries	\$296	\$0	\$0	\$0	\$0	\$0	\$0	\$0	\$0	\$0	\$114
Design/Engineering #1	\$1,500	\$0	\$0	\$0	\$0	\$0	\$0	\$0	\$0	\$0	\$750
Design/Engineering #3	\$32,500	\$0	\$0	\$0	\$0	\$0	\$0	\$0	\$0	\$0	\$12,503
Construction (Build) #3	\$10,000	\$0	\$0	\$0	\$0	\$0	\$0	\$0	\$0	\$0	\$4,747
Totals	\$44,296	\$0	\$0	\$0	\$0	\$0	\$0	\$0	\$0	\$0	\$18,114

Project Title: Transmission Mains Valves and Urgent Repairs Contract 2

Project Status: Closed

Class Lvl 1: Water

Class Lvl 2: Programs

Class Lvl 3: Programs

Lookup Location: Transmission System
Gate Valves

☐ **Project New to CIP:**

- ☐ **Innovation**
- ☐ **WW Master Plan**
- ☐ **Water Master Plan Right Sizing**
- ☐ **Redundancy**
- ☒ **Linear Assets Outside of Facilities**
- ☐ **Predecessor Project(s)**



Transmission Mains Valves

Project Engineer/Manager: Peter Fromm

Director: TBD

Project Score

44.5

Problem Statement:

Replacement/Rehabilitation of GLWA Transmission System Gate Valves will aid in implementing a regular valve exercising program as recommended by AWWA as well as increase the reliability of the transmission system.

Scope of Work/Project Alternatives:

Evaluate the existing conditions, provide the necessary replacement/ rehabilitation option, then design and implement them.

Other Important Info:

GIS, Section Maps and Gate Books are available for reference.

Project History: There are critical valves that are required to be closed during a main break or an emergency situation. There has not been a regular valve exercising program during the past 15 years in the DWSD/GLWA System.

Challenges: May require shutdown of large transmission mains.

Current Expenses (All figures are in \$1,000's)

"Total Costs" include costs outside of the 10 year planning window

***Design & Construction costs are inclusive of salaries where salaries are not defined**

Activity Name	Total Costs	Actual Costs	Prior FYs	FY26	FY27	FY28	FY29	FY30	FY31	5 Year Total	FY32-36
GLWA Salaries	\$36	\$36	\$34	\$2	\$0	\$0	\$0	\$0	\$0	\$0	\$0
Construction (Build) (1802745)	\$16,114	\$16,114	\$16,114	\$0	\$0	\$0	\$0	\$0	\$0	\$0	\$0
Totals	\$16,150	\$16,150	\$16,148	\$2	\$0	\$0	\$0	\$0	\$0	\$0	\$0

Project Title: Transmission Mains Valves and Urgent Repairs Contract 1

Project Status: Project Execution - Construction
Class Lvl 1: Water
Class Lvl 2: Programs
Class Lvl 3: Programs
Lookup Location: Multiple Locations
☐ **Project New to CIP:**

- ☐ **Innovation**
- ☐ **WW Master Plan**
- ☐ **Water Master Plan Right Sizing**
- ☐ **Redundancy**
- ☒ **Linear Assets Outside of Facilities**
- ☐ **Predecessor Project(s)**



Transmission Mains Valves

Project Engineer/Manager: Peter Fromm

Director: Peter Fromm

Project Score

34.3

Problem Statement:

Ongoing project to address water main transmission mains, valves, pumping stations, and plants on an emergency or urgent basis.

Scope of Work/Project Alternatives:

Work shall be as required by GLWA Field Services to address and support maintenance and repairs and capital improvements to the water main, valves, booster stations, and/or other urgent tasks.

Other Important Info:

na

Current Expenses (All figures are in \$1,000's)

"Total Costs" include costs outside of the 10 year planning window

***Design & Construction costs are inclusive of salaries where salaries are not defined**

Activity Name	Total Costs	Actual Costs	Prior FYs	FY26	FY27	FY28	FY29	FY30	FY31	5 Year Total	FY32-36
GLWA Salaries	\$202	\$0	\$0	\$149	\$54	\$0	\$0	\$0	\$0	\$54	\$0
Construction	\$18,400	\$10,315	\$9,972	\$6,432	\$1,996	\$0	\$0	\$0	\$0	\$1,996	\$0
Totals	\$18,602	\$10,315	\$9,972	\$6,581	\$2,050	\$0	\$0	\$0	\$0	\$2,050	\$0

Project Title: Water Transmission, Valve, Emergency and Other Urgent Repairs

Project Status: Project Execution - Construction

Class Lvl 1: Water

Class Lvl 2: Programs

Class Lvl 3: Programs

Lookup Location: System-wide

☐ **Project New to CIP:**

- ☐ **Innovation**
- ☐ **WW Master Plan**
- ☐ **Water Master Plan Right Sizing**
- ☐ **Redundancy**
- ☒ **Linear Assets Outside of Facilities**
- ☐ **Predecessor Project(s)**



Water Transmission, Valve, Emergency and Other Urgent Repairs

Project Engineer/Manager: Peter Fromm

Director: Peter Fromm

Project Score

57.7

Problem Statement:

This is the Water Transmission project that is serving the Water Transmission and Valve programs. This contract is also used to support other urgent work as necessary due to system reliability and health and safety issues.

Scope of Work/Project Alternatives:

Emergency, urgent, and normal maintenance and repair of transmission mains, valves, and appurtenances. Also includes urgent work necessary for system reliability and public and GLWA health and safety concerns.

Other Important Info:

Necessary for the reliable operation of the water system and response to emergency conditions.

Current Expenses (All figures are in \$1,000's)

"Total Costs" include costs outside of the 10 year planning window

***Design & Construction costs are inclusive of salaries where salaries are not defined**

Activity Name	Total Costs	Actual Costs	Prior FYs	FY26	FY27	FY28	FY29	FY30	FY31	5 Year Total	FY32-36
GLWA Salaries	\$165	\$0	\$0	\$32	\$43	\$43	\$43	\$4	\$0	\$133	\$0
Construction	\$15,000	\$870	\$790	\$2,952	\$4,466	\$3,904	\$2,681	\$206	\$0	\$11,257	\$0
Totals	\$15,165	\$869	\$790	\$2,985	\$4,509	\$3,947	\$2,725	\$209	\$0	\$11,390	\$0

Project Title: Water Transmission, Valve, Emergency and Other Urgent Repairs – Contract 2

Project Status: Future Planned - Within Five Year Plan

Class Lvl 1: Water

Class Lvl 2: Programs

Class Lvl 3: Programs

Lookup Location: --

☒ **Project New to CIP:**

- ☐ **Innovation**
- ☐ **WW Master Plan**
- ☐ **Water Master Plan Right Sizing**
- ☐ **Redundancy**
- ☒ **Linear Assets Outside of Facilities**
- ☐ **Predecessor Project(s)**



Project Engineer/Manager: Peter Fromm

Director: TBD

Project Score

100

Problem Statement:

This is the Water Transmission project that is serving the Water Transmission and Valve programs. This contract is also used to support other urgent work as necessary due to system reliability and health and safety issues.

Scope of Work/Project Alternatives:

Emergency, urgent, and normal maintenance and repair of transmission mains, valves, and appurtenances. Also, include urgent work necessary for system reliability and public and GLWA health and safety concerns.

Other Important Info:

Necessary for the reliable operation of the water system and response to emergency conditions

Current Expenses (All figures are in \$1,000's)

"Total Costs" include costs outside of the 10 year planning window

***Design & Construction costs are inclusive of salaries where salaries are not defined**

Activity Name	Total Costs	Actual Costs	Prior FYs	FY26	FY27	FY28	FY29	FY30	FY31	5 Year Total	FY32-36
GLWA Salaries	\$150	\$0	\$0	\$0	\$22	\$30	\$30	\$30	\$30	\$142	\$8
Construction	\$15,000	\$0	\$0	\$0	\$1,643	\$3,002	\$3,820	\$3,524	\$2,476	\$14,466	\$534
Totals	\$15,150	\$0	\$0	\$0	\$1,666	\$3,033	\$3,850	\$3,554	\$2,506	\$14,608	\$542

Project Title: Linear System Integrity Program

Project Status: Future Planned - Ten Year CIP

Class Lvl 1: Water

Class Lvl 2: Programs

Class Lvl 3: Programs

Lookup Location: Transmission Mains

☐ **Project New to CIP:**

- ☒ **Innovation**
- ☐ **WW Master Plan**
- ☐ **Water Master Plan Right Sizing**
- ☐ **Redundancy**
- ☒ **Linear Assets Outside of Facilities**
- ☐ **Predecessor Project(s)**



Linear System Integrity Program

Project Engineer/Manager: Olivia Olsztyn-Budry

Director: Jody Caldwell

Project Score

0

Problem Statement:

Many of the water mains serving the GLWA service area were installed in the early part of the 20th century or the later part of the 19th century, and are now reaching the end of their useful life. This project will pilot and utilize new technologies to accurately identify the condition of these buried assets by constructing access ways for inspection and the installation of sensors and fiber optic cables for real-time monitoring of condition. It's essential for cost-efficient repair and replac...See BCE Report for more information...

Scope of Work/Project Alternatives:

Construct access structures and utilize new technology to evaluate the existing conditions of the transmission system. Construction of in place sensors and cables may be necessary to adequately access condition. Provide the necessary recommendation for replacement and rehabilitation.

Other Important Info:

*Innovation Note: Consider new techniques for water main assessment. GIS, Section Maps and Gate Books are available for reference. Challenges: Gaining access to inspect buried pipes is difficult, disruptive and costly. However, there are ways to monitor and test the condition of the piping and methods of performing condition assessment. Project History: There are many critical assets that are required to be operated in the transmission main the existing conditions is unknown. For planning p...See BCE Report for more information...

Project Title: Linear System Integrity Program

Current Expenses (All figures are in \$1,000's)

"Total Costs" include costs outside of the 10 year planning window

***Design & Construction costs are inclusive of salaries where salaries are not defined**

Activity Name	Total Costs	Actual Costs	Prior FYs	FY26	FY27	FY28	FY29	FY30	FY31	5 Year Total	FY32-36
GLWA Salaries	\$0	\$0	\$0	\$0	\$0	\$0	\$0	\$0	\$0	\$0	\$0
Design/Engineering	\$0	\$0	\$0	\$0	\$0	\$0	\$0	\$0	\$0	\$0	\$0
Construction (Pipeline Modifications)	\$0	\$0	\$0	\$0	\$0	\$0	\$0	\$0	\$0	\$0	\$0
Construction (Pipeline Modifications #2)	\$0	\$0	\$0	\$0	\$0	\$0	\$0	\$0	\$0	\$0	\$0
Totals	\$0	\$0	\$0	\$0	\$0	\$0	\$0	\$0	\$0	\$0	\$0

Project Title: Linear System Integrity Program - Contract 1

Project Status: Project Execution - Construction
Class Lvl 1: Water
Class Lvl 2: Programs
Class Lvl 3: Programs
Lookup Location: Entire Linear System - Water & Wastewater
☐ **Project New to CIP:**

- ☐ **Innovation**
- ☐ **WW Master Plan**
- ☐ **Water Master Plan Right Sizing**
- ☐ **Redundancy**
- ☒ **Linear Assets Outside of Facilities**
- ☐ **Predecessor Project(s)**



Linear System

Project Engineer/Manager: Olivia Olsztyn-Budry

Director: Jody Caldwell

Project Score

76.8

Problem Statement:

GLWA seeks to apply asset management principles to proactively evaluate and manage the linear system (water transmission and sewer interceptor systems). Because the water transmission system is a closed system gaining access to assess the condition of the pipes is challenging requiring coordination with operations and member partners, and the construction of access points to introduce and extract equipment. LSIP is a data and risk-based approach. This project uses the previous work performed ...See BCE Report for more information...

Scope of Work/Project Alternatives:

Scope of work is broken into 6 Tasks: Task 1 - Program Management - Water; Task 2 - Development of Water Program Framework; Task 3 - Planning of Water Pipeline Condition Assessments; Task 4 - Implementation of Water Pipeline Condition Assessments; Task 5 - Wastewater Program Planning and Implementation; Task 6 - Program Management - Wastewater

The overall project consists of both Capital and Operating Budget expenses. The capital portion of this project includes the improvements necessary to...See BCE Report for more information...

Other Important Info:

None

Project Title: Linear System Integrity Program - Contract 1

Current Expenses (All figures are in \$1,000's)

"Total Costs" include costs outside of the 10 year planning window

***Design & Construction costs are inclusive of salaries where salaries are not defined**

Activity Name	Total Costs	Actual Costs	Prior FYs	FY26	FY27	FY28	FY29	FY30	FY31	5 Year Total	FY32-36
GLWA Salaries	\$249	\$12	\$12	\$17	\$23	\$23	\$23	\$23	\$23	\$115	\$105
Design/Engineering	\$12,783	\$2,525	\$2,434	\$92	\$0	\$0	\$0	\$0	\$0	\$0	\$10,258
Construction (Phase #1)	\$3,630	\$391	\$158	\$2,468	\$8	\$0	\$0	\$0	\$0	\$8	\$996
Construction (Phase #2)	\$3,776	\$0	\$0	\$3,762	\$14	\$0	\$0	\$0	\$0	\$14	\$0
Totals	\$20,438	\$2,928	\$2,604	\$6,339	\$45	\$23	\$23	\$23	\$23	\$137	\$11,359

Project Title: 36-inch 24 Mile Road Transmission Main Condition Assessment

Project Status: Project Execution - Construction

Class Lvl 1: Water

Class Lvl 2: Programs

Class Lvl 3: Programs

Lookup Location: 36-inch transmission main along 24 Mile Road between Rochester Pumping Station and 24-mile & Fairchild intersection.

☐ **Project New to CIP:**

- ☒ **Innovation**
- ☐ **WW Master Plan**
- ☐ **Water Master Plan Right Sizing**
- ☒ **Redundancy**
- ☒ **Linear Assets Outside of Facilities**
- ☐ **Predecessor Project(s)**



Condition Assessment

Project Engineer/Manager: Olivia Olsztyn-Budry

Director: Steven Dutschke

Project Score

0

Problem Statement:

The 36-inch transmission main along 24 Mile Road starting at the Rochester Pumping Station easterly to the intersection of 14-Mile Road and Fairchild Road has experienced several breaks over the years. More recently, two breaks occurred, one in July 2023 and the other August 2023. The latter requiring that GLWA issues a BWA. The majority of the breaks occurred in two contracts: WS-321 and WS-322. All but one break is within the section of 36-inch that is parallel to the 42-inch transmission mai...See BCE Report for more information...

Scope of Work/Project Alternatives:

The LSIP contract identified three transmission mains: 96-inch between IBPS and NSC, the 84-inch/72-inch between NSC and franklin, and the 120-inch between LHWTP and IBPS, as well as two pipelines to be determined. Per the LSIP contract, Condition Assessment Planning tasks 3.4 and 3.5; and Implementation of Condition Assessments tasks 4.4.

Other Important Info:

--

Project Title: 36-inch 24 Mile Road Transmission Main Condition Assessment

Current Expenses (All figures are in \$1,000's)

"Total Costs" include costs outside of the 10 year planning window

***Design & Construction costs are inclusive of salaries where salaries are not defined**

Activity Name	Total Costs	Actual Costs	Prior FYs	FY26	FY27	FY28	FY29	FY30	FY31	5 Year Total	FY32-36
GLWA Salaries	\$333	\$333	\$266	\$66	\$0	\$0	\$0	\$0	\$0	\$0	\$0
Design/Engineering	\$1,833	\$1,833	\$1,814	\$19	\$0	\$0	\$0	\$0	\$0	\$0	\$0
Construction	\$1,767	\$1,767	\$1,767	\$0	\$0	\$0	\$0	\$0	\$0	\$0	\$0
Construction (2301148)	\$17,041	\$17,041	\$16,477	\$564	\$0	\$0	\$0	\$0	\$0	\$0	\$0
Totals	\$20,973	\$20,973	\$20,325	\$649	\$0	\$0	\$0	\$0	\$0	\$0	\$0

Project Title: 84"/72" Transmission Main Condition Assessment

Project Status: Future Planned - Within Five Year Plan

Class Lvl 1: Water

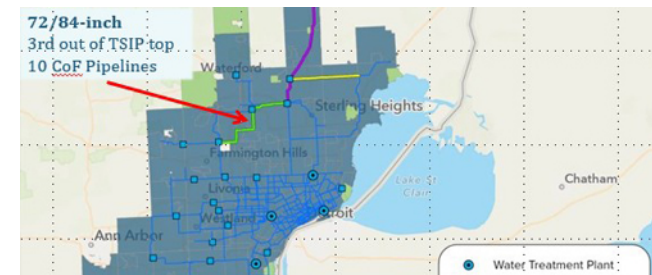
Class Lvl 2: Programs

Class Lvl 3: Programs

Lookup Location: 84"/72" transmission main that extends from the NSC to the Franklin BPS

☐ **Project New to CIP:**

- ☐ **Innovation**
- ☐ **WW Master Plan**
- ☐ **Water Master Plan Right Sizing**
- ☐ **Redundancy**
- ☒ **Linear Assets Outside of Facilities**
- ☐ **Predecessor Project(s)**



Condition Assessment

Project Engineer/Manager: Olivia Olsztyn-Budry

Director: Steven Dutschke

Project Score

74.7

Problem Statement:

GLWA seeks to provide asset management principals to proactively evaluate and manage the linear system. Because the water transmission system is a closed system gaining access to assess the condition of the pipes is challenging requiring coordination with operations and member partners, and the construction of access points to insert and extract equipment. LSIP is a data and risk based approach. The LSIP uses the TSIP to prioritize transmission mains within the GLWA system, to perform condition...See BCE Report for more information...

Scope of Work/Project Alternatives:

The LSIP contract identified three transmission mains: 96-inch between IBPS and NSC, the 84-inch/72-inch between NSC and Franklin, and the 120-inch between LHWTP and the IBPS. Condition assessment planning for the 84-inch/72-inch is task 3.2 and implementation of condition assessment is task 4.2. Performing condition assessment allows GLWA to identify at the pipe segment level the required renewal and repairs needed to ensure that the pipeline continues to function as desired. PCCP fails catast...See BCE Report for more information...

Other Important Info:

--

Current Expenses (All figures are in \$1,000's)

"Total Costs" include costs outside of the 10 year planning window

***Design & Construction costs are inclusive of salaries where salaries are not defined**

Activity Name	Total Costs	Actual Costs	Prior FYs	FY26	FY27	FY28	FY29	FY30	FY31	5 Year Total	FY32-36
GLWA Salaries	\$77	\$0	\$0	\$8	\$69	\$0	\$0	\$0	\$0	\$69	\$0
Design/Engineering	\$3,000	\$0	\$0	\$968	\$2,032	\$0	\$0	\$0	\$0	\$2,032	\$0
Construction	\$4,000	\$0	\$0	\$0	\$4,000	\$0	\$0	\$0	\$0	\$4,000	\$0
Totals	\$7,077	\$0	\$0	\$976	\$6,101	\$0	\$0	\$0	\$0	\$6,101	\$0

Project Title: 96-inch Transmission Main Condition Assessment

Project Status: Future Planned - Within Five Year Plan

Class Lvl 1: Water

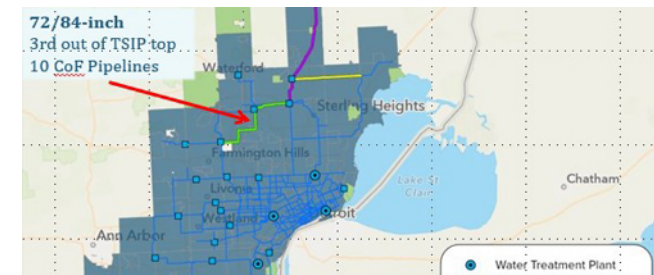
Class Lvl 2: Programs

Class Lvl 3: Programs

Lookup Location: 96-inch Transmission Main that extends from the Imlay City Booster Pump Station to the NSC

☐ **Project New to CIP:**

- ☐ **Innovation**
- ☐ **WW Master Plan**
- ☐ **Water Master Plan Right Sizing**
- ☐ **Redundancy**
- ☒ **Linear Assets Outside of Facilities**
- ☐ **Predecessor Project(s)**



Condition Assessment

Project Engineer/Manager: Olivia Olsztyn-Budry

Director: Steven Dutschke

Project Score

59.6

Problem Statement:

GLWA seeks to provide asset management principals to proactively evaluate and manage the linear system. Because the water transmission system is a closed system gaining access to assess the condition of the pipes is challenging requiring coordination with operations and member partners, and the construction of access points to insert and extract equipment. LSIP is a data and risk based approach. The LSIP uses the TSIP to prioritize transmission mains within the GLWA system, to perform condition...See BCE Report for more information...

Scope of Work/Project Alternatives:

The LSIP contract identified three transmission mains: 96-inch between IBPS and NSC, the 84-inch/72-inch between NSC and Franklin, and the 120-inch between LHWTP and the IBPS. Condition assessment planning for the 96-inch is task 3.1 and implementation of condition assessment is task 4.1. Performing condition assessment allows GLWA to identify at the pipe segment level the required renewal and repairs needed to ensure that the pipeline continues to function as desired. PCCP fails catastrophic...See BCE Report for more information...

Other Important Info:

--

Current Expenses (All figures are in \$1,000's)

"Total Costs" include costs outside of the 10 year planning window

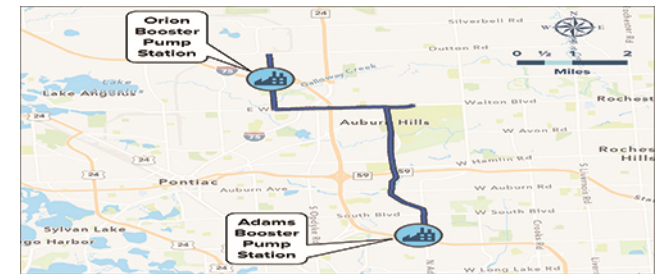
***Design & Construction costs are inclusive of salaries where salaries are not defined**

Activity Name	Total Costs	Actual Costs	Prior FYs	FY26	FY27	FY28	FY29	FY30	FY31	5 Year Total	FY32-36
GLWA Salaries	\$132	\$0	\$0	\$0	\$0	\$40	\$53	\$40	\$0	\$132	\$0
Design/Engineering	\$10,000	\$0	\$0	\$0	\$0	\$5,000	\$0	\$5,000	\$0	\$10,000	\$0
Construction	\$7,000	\$0	\$0	\$0	\$0	\$3,500	\$0	\$3,500	\$0	\$7,000	\$0
Totals	\$17,132	\$0	\$0	\$0	\$0	\$8,540	\$53	\$8,540	\$0	\$17,132	\$0

Project Title: 42-inch Squirrel, Auburn Hills – Condition Assessment

Project Status: Future Planned - Within Five Year Plan
Class Lvl 1: Water
Class Lvl 2: Programs
Class Lvl 3: Programs
Lookup Location: Squirrel Road, Auburn Hills
☒ **Project New to CIP:**

- ☐ Innovation
- ☐ WW Master Plan
- ☐ Water Master Plan Right Sizing
- ☐ Redundancy
- ☒ Linear Assets Outside of Facilities
- ☐ Predecessor Project(s)



Condition Assessment

Project Engineer/Manager: Olivia Olsztyn-Budry

Director: TBD

Project Score

58.4

Problem Statement:

This is LSIP pipe group 110 and is identified as the 5th highest risk PCCP. PCCP fails catastrophically. Condition assessment will enable GLWA to understand the condition of the pipeline to make proactive repairs/renewals to ensure that service is maintained to Member Partners.

Scope of Work/Project Alternatives:

Do nothing - risk catastrophic failures and loss of service to Member Partners.

Other Important Info:

Impact to Level of Service to Member Partners

Current Expenses (All figures are in \$1,000's)

"Total Costs" include costs outside of the 10 year planning window

***Design & Construction costs are inclusive of salaries where salaries are not defined**

Activity Name	Total Costs	Actual Costs	Prior FYs	FY26	FY27	FY28	FY29	FY30	FY31	5 Year Total	FY32-36
GLWA Salaries	\$72	\$0	\$0	\$0	\$0	\$0	\$0	\$36	\$36	\$72	\$0
Design/Engineering	\$181	\$0	\$0	\$0	\$0	\$0	\$0	\$181	\$0	\$181	\$0
Construction	\$5,365	\$0	\$0	\$0	\$0	\$0	\$0	\$0	\$5,365	\$5,365	\$0
Totals	\$5,618	\$0	\$0	\$0	\$0	\$0	\$0	\$217	\$5,401	\$5,618	\$0

Project Title: 120-inch Pipeline Renewals

Project Status: Project Execution - Design

Class Lvl 1: Water

Class Lvl 2: Programs

Class Lvl 3: Programs

Lookup Location: 120-inch transmission main

☒ **Project New to CIP:**

- ☐ Innovation
- ☐ WW Master Plan
- ☐ Water Master Plan Right Sizing
- ☐ Redundancy
- ☒ Linear Assets Outside of Facilities
- ☐ Predecessor Project(s)



120-inch Pipeline Renewals

Project Engineer/Manager: Olivia Olsztyn-Budry

Director: TBD

Project Score

77.5

Problem Statement:

Condition assessment was performed on the 120-inch transmission main April 2025. Based on industry standards, some pipe will need to be renewed/repared. This assumption is based on the HDR Cost Loaded Schedule. Calculated distress rate is assumed to be 3.63% with a renewal rate of 0.73%.

Scope of Work/Project Alternatives:

Do nothing and run the risk of catastrophic failures.

Other Important Info:

--

Current Expenses (All figures are in \$1,000's)

"Total Costs" include costs outside of the 10 year planning window

***Design & Construction costs are inclusive of salaries where salaries are not defined**

Activity Name	Total Costs	Actual Costs	Prior FYs	FY26	FY27	FY28	FY29	FY30	FY31	5 Year Total	FY32-36
GLWA Salaries	\$305	\$0	\$0	\$88	\$118	\$99	\$0	\$0	\$0	\$217	\$0
Design/Engineering	\$520	\$0	\$0	\$194	\$260	\$66	\$0	\$0	\$0	\$326	\$0
Construction	\$30,000	\$0	\$0	\$0	\$0	\$30,000	\$0	\$0	\$0	\$30,000	\$0
Totals	\$30,825	\$0	\$0	\$283	\$378	\$30,165	\$0	\$0	\$0	\$30,543	\$0

Project Title: 42-inch Tyler-North, Van Buren Twp – Condition Assessment

Project Status: Future Planned - Within Five Year Plan

Class Lvl 1: Water

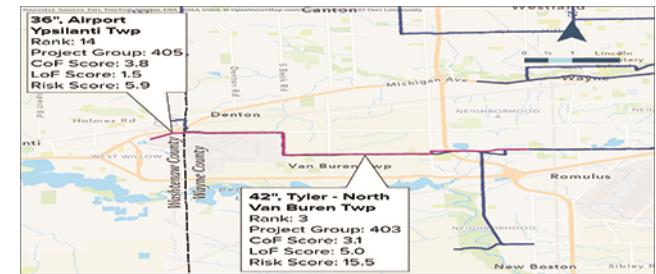
Class Lvl 2: Programs

Class Lvl 3: Programs

Lookup Location: Van Buren Township

☒ **Project New to CIP:**

- ☐ Innovation
- ☐ WW Master Plan
- ☐ Water Master Plan Right Sizing
- ☐ Redundancy
- ☒ Linear Assets Outside of Facilities
- ☐ Predecessor Project(s)



Condition Assessment

Project Engineer/Manager: Olivia Olsztyn-Budry

Director: TBD

Project Score

57.5

Problem Statement:

This is LSIP pipe group 403 and is identified as the third highest risk PCCP pipe based on a likelihood of failure 5/5, a consequence of failure 3.1/5 and an overall risk of 15.5/20. PCCP fails catastrophically. Condition assessment will enable GLWA to understand the condition of the pipeline to make proactive repairs/renewals to ensure that service is maintained to Member Partners.

Scope of Work/Project Alternatives:

Do nothing - risk catastrophic failures.

Other Important Info:

--

Current Expenses (All figures are in \$1,000's)

"Total Costs" include costs outside of the 10 year planning window

***Design & Construction costs are inclusive of salaries where salaries are not defined**

Activity Name	Total Costs	Actual Costs	Prior FYs	FY26	FY27	FY28	FY29	FY30	FY31	5 Year Total	FY32-36
GLWA Salaries	\$66	\$0	\$0	\$15	\$26	\$24	\$0	\$0	\$0	\$50	\$0
Design/Engineering	\$2,250	\$0	\$0	\$2,250	\$0	\$0	\$0	\$0	\$0	\$0	\$0
Construction	\$6,338	\$0	\$0	\$0	\$2,658	\$3,680	\$0	\$0	\$0	\$6,338	\$0
Totals	\$8,653	\$0	\$0	\$2,265	\$2,684	\$3,704	\$0	\$0	\$0	\$6,388	\$0

Project Title: 14 Mile Road Emergency Response & Condition Assessment

Project Status: Project Execution - Construction

Class Lvl 1: Water

Class Lvl 2: Programs

Class Lvl 3: Programs

Lookup Location: --

☒ **Project New to CIP:**

- ☐ **Innovation**
- ☐ **WW Master Plan**
- ☐ **Water Master Plan Right Sizing**
- ☐ **Redundancy**
- ☒ **Linear Assets Outside of Facilities**
- ☐ **Predecessor Project(s)**


Project Engineer/Manager: Olivia Olszyn-Budry

Director: TBD

Project Score
0
Problem Statement:

Emergency response to the failure of the 42-inch transmission main at Kingswood Blvd and 14 Mile Road, and the condition assessment and possible installation of AFO. Condition assessment is necessary to determine the degradation of the transmission main from its previous inspection in 2019. Optional task includes the installation of AFO to monitor the pipeline into the future.

Scope of Work/Project Alternatives:

Do nothing - runs the risk of other catastrophic failures causing BWAs to local communities.
Replacement - Extremely costly to replace the transmission main.

Other Important Info:

--

Current Expenses (All figures are in \$1,000's)

"Total Costs" include costs outside of the 10 year planning window

***Design & Construction costs are inclusive of salaries where salaries are not defined**

Activity Name	Total Costs	Actual Costs	Prior FYs	FY26	FY27	FY28	FY29	FY30	FY31	5 Year Total	FY32-36
GLWA Salaries	\$172	\$0	\$0	\$172	\$0	\$0	\$0	\$0	\$0	\$0	\$0
Construction	\$17,200	\$0	\$0	\$17,200	\$0	\$0	\$0	\$0	\$0	\$0	\$0
Totals	\$17,372	\$0	\$0	\$17,372	\$0	\$0	\$0	\$0	\$0	\$0	\$0

Project Title: Pipe Group 394, 42-inch, Marquette, Garden City Condition Assessment

Project Status: Future Planned - Within Five Year Plan

Class Lvl 1: Water

Class Lvl 2: Programs

Class Lvl 3: Programs

Lookup Location: --

☒ **Project New to CIP:**

- ☐ **Innovation**
- ☐ **WW Master Plan**
- ☐ **Water Master Plan Right Sizing**
- ☐ **Redundancy**
- ☒ **Linear Assets Outside of Facilities**
- ☐ **Predecessor Project(s)**



Project Engineer/Manager: Olivia Olsztyn-Budry

Director: TBD

Project Score

0

Problem Statement:

Opportunistic dewatered inspection that is coordinating with the outage required for the Merrian Road transmission main tie-in. No additional impact to Member Partners.

Scope of Work/Project Alternatives:

Do nothing and miss an opportunity to inspect a pipe while it is out of service.

Other Important Info:

--

Current Expenses (All figures are in \$1,000's)

"Total Costs" include costs outside of the 10 year planning window

***Design & Construction costs are inclusive of salaries where salaries are not defined**

Activity Name	Total Costs	Actual Costs	Prior FYs	FY26	FY27	FY28	FY29	FY30	FY31	5 Year Total	FY32-36
GLWA Salaries	\$27	\$0	\$0	\$6	\$12	\$10	\$0	\$0	\$0	\$21	\$0
Design/Engineering	\$500	\$0	\$0	\$332	\$168	\$0	\$0	\$0	\$0	\$168	\$0
Construction	\$2,200	\$0	\$0	\$0	\$629	\$1,571	\$0	\$0	\$0	\$2,200	\$0
Totals	\$2,727	\$0	\$0	\$337	\$809	\$1,581	\$0	\$0	\$0	\$2,390	\$0

Project Title: Transmission Pump Station Mechanical/Structural/Architectural Improvements Program

Project Status: Future Planned - Within Five Year Plan

Class Lvl 1: Water

Class Lvl 2: Programs

Class Lvl 3: Programs

Lookup Location: --

☒ **Project New to CIP:**

- ☐ **Innovation**
- ☐ **WW Master Plan**
- ☐ **Water Master Plan Right Sizing**
- ☐ **Redundancy**
- ☒ **Linear Assets Outside of Facilities**
- ☐ **Predecessor Project(s)**



Project Engineer/Manager: Michael Dunne

Director: TBD

Project Score

0

Problem Statement:

Because water booster station projects keep getting pushed out in the CIP, a program allowance is needed to perform key improvements at the booster stations within the transmission system.

Scope of Work/Project Alternatives:

Program allowance. No project alternatives evaluated.

Other Important Info:

Primary driver is condition of booster stations

Current Expenses (All figures are in \$1,000's)

"Total Costs" include costs outside of the 10 year planning window

***Design & Construction costs are inclusive of salaries where salaries are not defined**

Activity Name	Total Costs	Actual Costs	Prior FYs	FY26	FY27	FY28	FY29	FY30	FY31	5 Year Total	FY32-36
GLWA Salaries	\$0	\$0	\$0	\$0	\$0	\$0	\$0	\$0	\$0	\$0	\$0
Design/Engineering	\$1,000	\$0	\$0	\$0	\$0	\$0	\$0	\$0	\$100	\$100	\$500
Construction	\$9,000	\$0	\$0	\$0	\$0	\$0	\$0	\$0	\$899	\$899	\$4,501
Totals	\$10,000	\$0	\$0	\$0	\$0	\$0	\$0	\$0	\$999	\$999	\$5,001

Project Title: System-Wide Finished Water Reservoir Inspection, Design and Rehabilitation

Project Status: Future Planned - Beyond Ten Years

Class Lvl 1: Water

Class Lvl 2: Programs

Class Lvl 3: Programs

Lookup Location: LHP, SPP, SWP, NEP, WWP, Booster Stations

☐ **Project New to CIP:**

- ☐ **Innovation**
- ☐ **WW Master Plan**
- ☐ **Water Master Plan Right Sizing**
- ☒ **Redundancy**
- ☐ **Linear Assets Outside of Facilities**
- ☐ **Predecessor Project(s)**



Water Reservoir

Project Engineer/Manager: John McCallum

Director: TBD

Project Score

0

Problem Statement:

This program CIP merges former reservoir inspection and repair programs and umbrella's all subsequent CIP's associated with the program under the 17080X category. This program manages the continuous inspection and repair required to all 31 active reservoirs on a 5 year year cycle. The program manages the overall repair schedule to mitigate conflicts in the transmission system to minimize the impact for EGLE mandated inspections and repairs to GLWA reservoirs at Booster Stations and Water Tre...See BCE Report for more information...

Scope of Work/Project Alternatives:

The program will provide inspection, rehabilitation, and maintenance on all 31 finished (potable) reservoirs in the GLWA system on a ELGE mandated five year revolving inspection cycle.

Other Important Info:

The CIP 170800 program is broken down into subset CIP numbers starting at 170801. CIP 170801 is currently in construction and is supported by two contracts. Engineering contract CS-151A and construction contract 1900744. The second phase of the program CIP 170802 is in the procurement phase and the engineering contract number will be 2100236. The third phase of the program CIP 170803 will begin pre-procurement activities in 2022.

Current Expenses (All figures are in \$1,000's)

"Total Costs" include costs outside of the 10 year planning window

***Design & Construction costs are inclusive of salaries where salaries are not defined**

Activity Name	Total Costs	Actual Costs	Prior FYs	FY26	FY27	FY28	FY29	FY30	FY31	5 Year Total	FY32-36
GLWA Salaries	\$0	\$0	\$0	\$0	\$0	\$0	\$0	\$0	\$0	\$0	\$0
Design/Engineering	\$0	\$0	\$0	\$0	\$0	\$0	\$0	\$0	\$0	\$0	\$0
Construction (Build) #1	\$0	\$0	\$0	\$0	\$0	\$0	\$0	\$0	\$0	\$0	\$0
Totals	\$0	\$0	\$0	\$0	\$0	\$0	\$0	\$0	\$0	\$0	\$0

Project Title: Reservoir Inspection, Design & Construction Project at Imlay Station, Lake Huron WTP, Springwells WTP, Southwest WTP

Project Status: Closed

Class Lvl 1: Water

Class Lvl 2: Programs

Class Lvl 3: Programs

Lookup Location: LHP, SPP, SWP, WWP, North Service Center, Imlay Booster Station

☐ **Project New to CIP:**

- ☐ **Innovation**
- ☐ **WW Master Plan**
- ☐ **Water Master Plan Right Sizing**
- ☒ **Redundancy**
- ☐ **Linear Assets Outside of Facilities**
- ☐ **Predecessor Project(s)**



Reservoir Inspection

Project Engineer/Manager: John McCallum

Director: TBD

Project Score

94

Problem Statement:

CIP 170801 is the first in a series of facility improvements to reservoirs at the water treatment plants and booster stations assigned to the System-Wide Finished Water Reservoir Inspection, Design and Rehabilitation Program under CIP 170800.

Scope of Work/Project Alternatives:

This project is specific to inspection, design and construction of improvements to the reservoirs at the Springwells WTP, Southwest WTP, Lake Huron WTP and Imlay Station. It is currently being executed and is expected to be closed in January of 2025.

Other Important Info:

Inspection, design, and RPR services are performed under contract CS-151A . Construction of improvements are performed under contract 1900744. WWP reservoir 2A and North Service Center reservoirs have been added to contract 1900744 to perform emergency repairs. Project not scored by risk committee since it is far advanced

Current Expenses (All figures are in \$1,000's)

"Total Costs" include costs outside of the 10 year planning window

***Design & Construction costs are inclusive of salaries where salaries are not defined**

Activity Name	Total Costs	Actual Costs	Prior FYs	FY26	FY27	FY28	FY29	FY30	FY31	5 Year Total	FY32-36
GLWA Salaries	\$687	\$687	\$687	\$0	\$0	\$0	\$0	\$0	\$0	\$0	\$0
Professional Services	\$206	\$206	\$206	\$0	\$0	\$0	\$0	\$0	\$0	\$0	\$0
Contractual Professional Services	\$0	\$0	\$0	\$0	\$0	\$0	\$0	\$0	\$0	\$0	\$0
Design/Engineering (CS-151A)	\$2,775	\$2,775	\$2,775	\$0	\$0	\$0	\$0	\$0	\$0	\$0	\$0
Construction (1900744)	\$21,542	\$21,542	\$21,542	\$0	\$0	\$0	\$0	\$0	\$0	\$0	\$0
Totals	\$25,209	\$25,209	\$25,210	\$0	\$0	\$0	\$0	\$0	\$0	\$0	\$0

Project Title: Reservoir Inspection, Design, and Construction Management Services Phase II

Project Status: Project Execution - Construction

Class Lvl 1: Water

Class Lvl 2: Programs

Class Lvl 3: Programs

Lookup Location: All 30 System Reservoirs

☐ **Project New to CIP:**

- ☐ **Innovation**
- ☐ **WW Master Plan**
- ☐ **Water Master Plan Right Sizing**
- ☒ **Redundancy**
- ☐ **Linear Assets Outside of Facilities**
- ☐ **Predecessor Project(s)**



Reservoir

Project Engineer/Manager: John McCallum

Director: TBD

Project Score

74.2

Problem Statement:

CIP 170802 is the second in a series of facility improvements to reservoirs at the water treatment plants and booster stations assigned to the System-Wide Finished Water Reservoir Inspection, Design and Rehabilitation under the umbrella CIP 170800 program.

Scope of Work/Project Alternatives:

This project is specific to the inspection, design/engineering, and construction improvements to 16 reservoirs: Wick Rd, Haggerty, Schoolcraft, Adams, Joy 1&2, Michigan Ave, Northeast 1&2, Lake Huron #3, WWP No. 1, WWP 2A&2B, North Service Center 1&2, Eastside.

Other Important Info:

Inspection and design of improvements is being executed under contract 2100236 and construction contract 2201316.

Current Expenses (All figures are in \$1,000's)

"Total Costs" include costs outside of the 10 year planning window

***Design & Construction costs are inclusive of salaries where salaries are not defined**

Activity Name	Total Costs	Actual Costs	Prior FYs	FY26	FY27	FY28	FY29	FY30	FY31	5 Year Total	FY32-36
GLWA Salaries	\$424	\$416	\$362	\$55	\$2	\$2	\$2	\$1	\$0	\$6	\$0
Design/Engineering	\$10,779	\$7,509	\$6,758	\$1,326	\$769	\$771	\$769	\$387	\$0	\$2,695	\$0
Construction	\$69,479	\$21,447	\$19,519	\$11,447	\$13,704	\$12,135	\$8,954	\$3,720	\$0	\$38,513	\$0
Totals	\$80,681	\$29,371	\$26,639	\$12,828	\$14,474	\$12,908	\$9,725	\$4,108	\$0	\$41,215	\$0

Project Title: Reservoir Inspection, Design, and Construction Management Services Phase III

Project Status: Future Planned - Within Five Year Plan

Class Lvl 1: Water

Class Lvl 2: Programs

Class Lvl 3: Programs

Lookup Location: Springwells, Southwest, Lake Huron, Northwest, West Service Center, Michigan Ave., Franklin, Imlay

☐ **Project New to CIP:**

- ☐ **Innovation**
- ☐ **WW Master Plan**
- ☐ **Water Master Plan Right Sizing**
- ☒ **Redundancy**
- ☐ **Linear Assets Outside of Facilities**
- ☐ **Predecessor Project(s)**



WWP

Project Engineer/Manager: John McCallum

Director: TBD

Project Score

90.3

Problem Statement:

CIP 170803 is the third in a series of facility improvements related to reservoirs at the water treatment plants and booster stations assigned to the System-Wide Finished Water Reservoir Inspection, Design and Rehabilitation Program CIP 170800.

Scope of Work/Project Alternatives:

This project is specifically related to inspection, cleaning, design improvements, and construction of improvements to 14 reservoirs in the GLWA system as planned in a future contract. The reservoirs include: Springwell's No.1, No.2, No.3, Southwest No.1, No.2, No.3, Lake Huron No.1 & No. 2, Northwest, West Service Center No.1 & No.2, Michigan Avenue, Franklin, and Imlay reservoir.

Other Important Info:

n/a

Current Expenses (All figures are in \$1,000's)

"Total Costs" include costs outside of the 10 year planning window

***Design & Construction costs are inclusive of salaries where salaries are not defined**

Activity Name	Total Costs	Actual Costs	Prior FYs	FY26	FY27	FY28	FY29	FY30	FY31	5 Year Total	FY32-36
GLWA Salaries	\$849	\$27	\$10	\$17	\$137	\$137	\$137	\$137	\$137	\$685	\$137
Design/Engineering	\$10,388	\$0	\$0	\$0	\$2,575	\$1,565	\$1,561	\$1,561	\$1,561	\$8,823	\$1,565
Construction	\$41,442	\$0	\$0	\$0	\$0	\$6,230	\$9,110	\$10,763	\$9,110	\$35,212	\$6,230
Totals	\$52,679	\$26	\$10	\$17	\$2,712	\$7,932	\$10,807	\$12,461	\$10,807	\$44,720	\$7,932

Project Title: Suburban Water Meter Pit Rehabilitation and Meter Replacement

Project Status: Future Planned - Within Five Year Plan

Class Lvl 1: Water

Class Lvl 2: Programs

Class Lvl 3: Programs

Lookup Location: Various meter locations in Transmission System

☐ **Project New to CIP:**

- ☐ **Innovation**
- ☐ **WW Master Plan**
- ☐ **Water Master Plan Right Sizing**
- ☐ **Redundancy**
- ☒ **Linear Assets Outside of Facilities**
- ☐ **Predecessor Project(s)**



Suburban Water Meter

Project Engineer/Manager: Chandan Sood

Director: Chandan Sood

Project Score

0

Problem Statement:

Improving meter data reliability, ensuring accurate billing, improving customer service enabling high quality analysis of the system

Scope of Work/Project Alternatives:

The Proposed improvements should include the following; The replacements of meters that have surpassed their life expectancy, and or the current flow rates exceed the mechanical limits of the meter. Installing entrance hatches that allow safer ingress, and egress, and that can be locked for security. Sand blasting and painting of piping and walls. Waterproofing meter vaults to keep the ground water out. Providing a proper floor slope in meter chambers that allows water to settle. Repairing dama...See BCE Report for more information...

Other Important Info:

Challenges: Requires temporary shutdown of the water supply through the meter.

Project History: Currently GLWA provides water service to 126 communities, and measures flows and volumes by the utilization of 290 wholesale water meters now in service; 17 of these meters are venturi-orifice type meters, 26 of these are dual venturi type meters, 48 of these single venturi type meters, 97 of these are magnetic flow type meters, and 102 of these are turbine or mechanical type meters. Meters were ...See BCE Report for more information...

Current Expenses (All figures are in \$1,000's)

"Total Costs" include costs outside of the 10 year planning window

***Design & Construction costs are inclusive of salaries where salaries are not defined**

Activity Name	Total Costs	Actual Costs	Prior FYs	FY26	FY27	FY28	FY29	FY30	FY31	5 Year Total	FY32-36
GLWA Salaries	\$301	\$0	\$0	\$0	\$18	\$18	\$18	\$18	\$18	\$89	\$89
Construction	\$46,300	\$0	\$0	\$0	\$500	\$1,000	\$500	\$500	\$500	\$3,000	\$18,049
Totals	\$46,601	\$0	\$0	\$0	\$518	\$1,018	\$518	\$518	\$518	\$3,089	\$18,138

Project Title: Wholesale Water Meterpit Rehabilitation and Meter Upgrade - Phase II

Project Status: Project Execution - Construction

Class Lvl 1: Water

Class Lvl 2: Programs

Class Lvl 3: Programs

Lookup Location: System-wide

☐ **Project New to CIP:**

- ☐ **Innovation**
- ☐ **WW Master Plan**
- ☐ **Water Master Plan Right Sizing**
- ☐ **Redundancy**
- ☒ **Linear Assets Outside of Facilities**
- ☐ **Predecessor Project(s)**



Water Meterpit

Project Engineer/Manager: Chandan Sood

Director: Chandan Sood

Project Score

95.7

Problem Statement:

The Great Lakes Water Authority (GLWA) operates two hundred ninety (290) wholesale water metering facilities to collect flow data for correct billing and analysis of the water system and has embarked upon a water metering improvement program. The first project of this program was Contract No. GLWA-CON-285 that started in November 2018 to complete fifty (50) sites. The WHOLESALE WATER METER PIT REHABILITATION AND METER REPLACEMENT PHASE II, is the second contract of the program. This contract is...See BCE Report for more information...

Scope of Work/Project Alternatives:

Work includes the demolition and removal of the existing flow metering system and components and replacement with new and upgraded flow metering technology, equipment and instrumentations as well as complete rehab of the existing pits. Flow metering equipment and instrumentation includes new flow meters, check valves, gate valves, reducers, new supports for meter, valves, piping, electrical systems, SCADA systems and cabinets. The work will consist of two main Tasks: Task 1 - Meter upgrade and ...See BCE Report for more information...

Other Important Info:

New/advanced metering, accurate billing, impact to Member Partners charges, impact on GLWA's water balance program

Current Expenses (All figures are in \$1,000's)

"Total Costs" include costs outside of the 10 year planning window

***Design & Construction costs are inclusive of salaries where salaries are not defined**

Activity Name	Total Costs	Actual Costs	Prior FYs	FY26	FY27	FY28	FY29	FY30	FY31	5 Year Total	FY32-36
	\$180	\$14	\$11	\$43	\$55	\$55	\$15	\$0	\$0	\$125	\$0
Construction (Build)	\$15,679	\$4,299	\$3,849	\$3,974	\$4,186	\$2,975	\$695	\$0	\$0	\$7,856	\$0
Totals	\$15,858	\$4,312	\$3,860	\$4,017	\$4,241	\$3,030	\$710	\$0	\$0	\$7,981	\$0

Project Title: Repurpose abandoned meter pits

Project Status: Future Planned - Within Five Year Plan

Class Lvl 1: Water

Class Lvl 2: Programs

Class Lvl 3: Programs

Lookup Location: --

☐ **Project New to CIP:**

- ☐ **Innovation**
- ☐ **WW Master Plan**
- ☐ **Water Master Plan Right Sizing**
- ☐ **Redundancy**
- ☒ **Linear Assets Outside of Facilities**
- ☐ **Predecessor Project(s)**



Abandoned meter pits

Project Engineer/Manager: Chandan Sood

Director: Chandan Sood

Project Score

57.4

Problem Statement:

We have approximately 80 partially abandoned meter structures throughout the system, since these assets are not maintained or inspected on a regular basis there is a potential for these assets to have a negative impact on the system. Some of the problems that may arise from these partially abandon assets include, deteriorated piping or equipment that may fail causing leaks or emergency repairs, structures, underground vaults, or entrance manholes that can potentially collapse or sink causing is...See BCE Report for more information...

Scope of Work/Project Alternatives:

An evaluation of each location will be needed to determine the scope of work for each location and the best way to fully abandon the asset, and if any of the assets should be converted or used as an emergency connection either between GLWA, or two different member partners to help with system resiliency. Work may include removal of piping and equipment, capping and cutting piping, backfilling and paving over structures, removing manhole covers and frames, and adding a valve and pipe to convert ...See BCE Report for more information...

Other Important Info:

--

Current Expenses (All figures are in \$1,000's)

"Total Costs" include costs outside of the 10 year planning window

***Design & Construction costs are inclusive of salaries where salaries are not defined**

Activity Name	Total Costs	Actual Costs	Prior FYs	FY26	FY27	FY28	FY29	FY30	FY31	5 Year Total	FY32-36
GLWA Salaries	\$20	\$0	\$0	\$0	\$10	\$10	\$0	\$0	\$0	\$20	\$0
Construction	\$2,500	\$0	\$0	\$0	\$1,248	\$1,252	\$0	\$0	\$0	\$2,500	\$0
Totals	\$2,520	\$0	\$0	\$0	\$1,258	\$1,262	\$0	\$0	\$0	\$2,520	\$0

Project Title: GLWA New Water Master Meter FL-01 Vault Upgrade and Rightsizing

Project Status: Future Planned - Within Five Year Plan

Class Lvl 1: Water

Class Lvl 2: Programs

Class Lvl 3: Programs

Lookup Location: Baxter and Potter Roads in Genesee County

☐ **Project New to CIP:**

- ☒ **Innovation**
- ☐ **WW Master Plan**
- ☒ **Water Master Plan Right Sizing**
- ☐ **Redundancy**
- ☒ **Linear Assets Outside of Facilities**
- ☐ **Predecessor Project(s)**



GLWA New Water Master Meter

Project Engineer/Manager: Chandan Sood

Director: Jody Caldwell

Project Score

49.2

Problem Statement:

Problem Statement/Background:

The Existing FL-01 water metering vault contains a 36-Inch, and a 60-Inch Venturi meters that were originally designed for then projected high water consumption usage by the Genesee County and City of Flint. Genesee County is no longer a GLWA/DWSD customer, and the City of Flint water consumptions have reduced significantly.

In 2017, GLWA met with the City to discuss the meter upgrade and right-sizing project. It was determined that the meter upgrade project ...See BCE Report for more information...

Scope of Work/Project Alternatives:

Scope/Alternatives:

1. Upgrade and right size the existing vault - This alternative required Shut Down of the system/water service for the duration of construction, replacing large transmission mains and old valving system.
2. (Selected Alternative) Build a new right size smaller master meter vault in a private easement right north of the existing vault and use the existing facility as a redundancy and by-pass supply. The City of Flint will also build a new Pressure Reducing Vault right d...See BCE Report for more information...

Other Important Info:

--

Project Title: GLWA New Water Master Meter FL-01 Vault Upgrade and Rightsizing

Current Expenses (All figures are in \$1,000's)

“Total Costs” include costs outside of the 10 year planning window

***Design & Construction costs are inclusive of salaries where salaries are not defined**

Activity Name	Total Costs	Actual Costs	Prior FYs	FY26	FY27	FY28	FY29	FY30	FY31	5 Year Total	FY32-36
GLWA Salaries	\$20	\$0	\$0	\$0	\$20	\$0	\$0	\$0	\$0	\$20	\$0
Construction	\$2,500	\$0	\$0	\$0	\$2,500	\$0	\$0	\$0	\$0	\$2,500	\$0
Totals	\$2,520	\$0	\$0	\$0	\$2,520	\$0	\$0	\$0	\$0	\$2,520	\$0

Project Title: Roof Replacement at WWP, SP, LH, NE, SW, NSC, Orion, Franklin, and Conner Creek Facilities

Project Status: Future Planned - Within Five Year Plan

Class Lvl 1: Water

Class Lvl 2: Programs

Class Lvl 3: Programs

Lookup Location: All Water Facilities

☐ **Project New to CIP:**

- ☐ **Innovation**
- ☐ **WW Master Plan**
- ☐ **Water Master Plan Right Sizing**
- ☐ **Redundancy**
- ☐ **Linear Assets Outside of Facilities**
- ☐ **Predecessor Project(s)**



Roof Replacement

Project Engineer/Manager: Peter Fromm

Director: TBD

Project Score

0

Problem Statement:

This design build project will replace roofing systems on GLWA water plants, water booster pumping stations and sewage pumping stations that were determined to need replacement over the next 5 to 7 years based on the CS-1674 Roofing Assesment Contract. Replacement is needed to protect the facilities interigty with regards to interiors, sensitive electrical equipment and process mechanical equipment vital to operations.

Scope of Work/Project Alternatives:

Remove existing roofing systems and replace with new roofing systems

Other Important Info:

The total estimated replacement value (2016 dollars) of the 1,682,727 square feet of roofing at the water treatment plants, sewage pumping stations and water booster pumping stations at \$33,142,054.

Project History: A condition assessment was performed and completed under Contract No. CS -1674 in 2016 that included all roofs located at GLWA's 5 water treatment plants, 19 water booster pumping stations and 11 sewage pumping stations. There were 268 separate roof sections totaling 1,682,727 s...See BCE Report for more information...

Project Title: Roof Replacement at WWP, SP, LH, NE, SW, NSC, Orion, Franklin, and Conner Creek Facilities

Current Expenses (All figures are in \$1,000's)

"Total Costs" include costs outside of the 10 year planning window

***Design & Construction costs are inclusive of salaries where salaries are not defined**

Activity Name	Total Costs	Actual Costs	Prior FYs	FY26	FY27	FY28	FY29	FY30	FY31	5 Year Total	FY32-36
GLWA Salaries	\$407	\$0	\$0	\$0	\$0	\$0	\$0	\$0	\$22	\$22	\$241
Design/Engineering	\$1,692	\$0	\$0	\$0	\$0	\$0	\$0	\$0	\$0	\$0	\$1,692
Design-Build # 1 (1803483)	\$33	\$0	\$0	\$0	\$0	\$0	\$0	\$0	\$12	\$12	\$21
Design-Build # 2	\$13,816	\$0	\$0	\$0	\$0	\$0	\$0	\$0	\$0	\$0	\$9,382
Totals	\$15,948	\$0	\$0	\$0	\$0	\$0	\$0	\$0	\$34	\$34	\$11,336

Project Title: Lake Huron and Southwest Roof Replacement

Project Status: Future Planned - Within Five Year Plan

Class Lvl 1: Water

Class Lvl 2: Programs

Class Lvl 3: Programs

Lookup Location: Wayne County outside of Detroit/ Saint Clair County

☐ **Project New to CIP:**

- ☐ **Innovation**
- ☐ **WW Master Plan**
- ☐ **Water Master Plan Right Sizing**
- ☐ **Redundancy**
- ☐ **Linear Assets Outside of Facilities**
- ☐ **Predecessor Project(s)**



Lake Huron and Southwest Roof

Project Engineer/Manager: Peter Fromm

Director: TBD

Project Score

61.3

Problem Statement:

This Design-Bid-Build project will replace identified roofing systems at GLWA Water Treatment Plants: Lake Huron and Southwest which were determined to need replacement over the next 6 to 8 years based on the CS-1674 Roofing Assessment Contract. Replacement is needed to protect the facilities integrity with regards to interiors, sensitive electrical equipment and process mechanical equipment vital to treatment and distribution operations.

Scope of Work/Project Alternatives:

Remove existing roofing system and replace with new built-up roofing systems as follows:
Lake Huron Water Treatment Plant: Flocculator Building A & B, Chlorine Room, Low Lift Building, Chemical Building A & B,
Southwest Water Treatment Plant: Lab and Office Building A & B, Administration Building A & B,

Other Important Info:

A condition assessment was performed and completed under Contract No. CS-1674 in 2016 that included all roofs located at GLWA's 5 water treatment plants, 19 water booster pumping stations and 11 sewage pumping stations. There were 268 separate roof sections totaling 1,682,727 square feet of roof inspected during this condition assessment project.

Current Expenses (All figures are in \$1,000's)

"Total Costs" include costs outside of the 10 year planning window

***Design & Construction costs are inclusive of salaries where salaries are not defined**

Activity Name	Total Costs	Actual Costs	Prior FYs	FY26	FY27	FY28	FY29	FY30	FY31	5 Year Total	FY32-36
GLWA Salaries	\$99	\$0	\$0	\$0	\$0	\$0	\$0	\$0	\$33	\$33	\$66
Design/Engineering	\$400	\$0	\$0	\$0	\$0	\$0	\$0	\$0	\$267	\$267	\$133
Construction	\$2,211	\$0	\$0	\$0	\$0	\$0	\$0	\$0	\$640	\$640	\$1,571
Totals	\$2,709	\$0	\$0	\$0	\$0	\$0	\$0	\$0	\$941	\$941	\$1,769

06

WASTEWATER PROJECTS

WASTEWATER PROJECTS



71 PROJECTS

- 24 FUTURE PLANNED
- 42 ACTIVE
- 3 PENDING CLOSEOUT
- 2 CLOSED
- 0 RECLASSIFIED



5 -YEAR CIP

\$1.3 BILLION



10 YEAR OUTLOOK

\$2.2 BILLION



B MORE: APPENDIX B

FIND THE FULL BCEs FOR WASTEWATER PROJECTS IN APPENDIX B.



Activity ID	Activity Name	Remaining Duration	Actual/Forecast Start	Actual/Forecast Finish	2025				2026				2027				2028				2029				2030				2031				2032				2033				2034				2035				1
					Q1	Q2	Q3	Q4	Q1	Q2	Q3	Q4	Q1	Q2	Q3	Q4	Q1	Q2	Q3	Q4	Q1	Q2	Q3	Q4	Q1	Q2	Q3	Q4	Q1	Q2	Q3	Q4	Q1	Q2	Q3	Q4	Q1	Q2	Q3	Q4									
Wastewater		8675d	03/20/2015 A	06/30/2049																																													
211002: WRRF PS No. 2 Pumping Improvements - Phase 1		94d	03/20/2015 A	01/01/2026																																													
211005: WRRF PS No. 2 Improvements Phase II		5388d	09/23/2019 A	06/30/2040																																													
211006: WRRF PS No. 1 Improvements		2047d	03/20/2015 A	05/08/2031																																													
211007: WRRF PS #2 Bar Racks Replacements and Grit Collection System Improvements		2080d	06/01/2020 A	06/10/2031																																													
211008: WRRF Rehabilitation of Ferric Chloride Feed System in PS-1 and Complex B Sludge L		184d	07/01/2018 A	04/01/2026																																													
211009: WRRF Rehabilitation of the Circular Primary Clarifier Scum Removal System		2712d	05/07/2020 A	03/03/2033																																													
211010: Rehabilitation of Sludge Processing Complexes A and B		2831d	09/23/2019 A	06/30/2033																																													
211011: PS 1 Rack and Grit HVAC System Upgrade		5692d	08/21/2020 A	04/30/2041																																													
212008: WRRF Aeration Improvements 1 and 2		2352d	06/15/2020 A	03/08/2032																																													
212009: WRRF Aeration Improvements 3 and 4		4076d	05/02/2032	06/29/2043																																													
212010: WRRF Conversion of Disinfection of all Flow to Sodium Hypochlorite and Sodium Bi		3106d	07/01/2028	12/31/2036																																													
213006: WRRF Improvements to Sludge Feed Pumps at Dewatering Facilities		1353d	09/23/2019 A	06/13/2029																																													
213007: WRRF Modification to Incinerator Sludge Feed Systems at Complex -II		414d	03/20/2015 A	11/17/2026																																													
213008: WRRF Rehabilitation of the Ash Handling Systems		2709d	09/30/2025	02/28/2033																																													
213009: WRRF Biosolids Processing Improvements		5968d	09/23/2019 A	01/31/2042																																													
216006: Assessment and Rehabilitation of WRRF yard piping and underground utilities		1371d	09/23/2019 A	07/01/2029																																													
216008: Rehabilitation of Screened Final Effluent (SFE) Pump Station		1851d	01/22/2019 A	10/24/2030																																													
216011: WRRF Structural Improvements		658d	04/09/2021 A	07/19/2027																																													
216013: WRRF Utility Power Replacement		1094d	01/01/2026	12/29/2028																																													
222001: Oakwood District Intercommunity Relief Sewer Modification at Oakwood District		1188d	03/15/2021 A	12/30/2028																																													
222002: Detroit River Interceptor (DRI) Evaluation and Rehabilitation		3775d	07/01/2017 A	01/30/2036																																													
222008: North Interceptor East Arm (NIEA) 7 Mile Road Diversion Structure		62d	11/01/2023 A	11/30/2025																																													
232002: Conner Creek Pump Station Improvements		4322d	07/01/2016 A	07/30/2037																																													
232005: Freud Pump Station Improvements		1675d	06/07/2017 A	05/01/2030																																													
233003: Rouge River In-system Storage Devices		4383d	12/31/2033	12/31/2045																																													
260200: Sewer and Interceptor Rehabilitation Program		3653d	07/01/2026	06/30/2036																																													

Activity ID	Activity Name	Remaining Duration	Actual/Forecast Start	Actual/Forecast Finish	2025				2026				2027				2028				2029				2030				2031				2032				2033				2034				2035											
					Q1	Q2	Q3	Q4	Q1	Q2	Q3	Q4	Q1	Q2	Q3	Q4	Q1	Q2	Q3	Q4	Q1	Q2	Q3	Q4	Q1	Q2	Q3	Q4	Q1	Q2	Q3	Q4	Q1	Q2	Q3	Q4	Q1	Q2	Q3	Q4																
260619: Control System Upgrade - St Aubin, Lieb & Mile		459d	11/02/2019 A	01/01/2027	<div></div>				<div></div>																																															
260624: CSO Baby Creek Chemical Storage Tanks Replacement (TOES / Emergency)		433d	12/05/2024 A	12/06/2026	<div></div>				<div></div>																																															
260700: Sewer System Infrastructure Improvements and Pumping Stations		2556d	07/01/2026	06/30/2033					<div></div>																																															
260701: Conveyance System Infrastructure Improvements		170d	10/14/2019 A	03/18/2026	<div></div>				<div></div>																																															
260702: Pump Station Assets Updates		4017d	07/01/2026	06/30/2037					<div></div>				<div></div>																																											
260800: WRRF Roof Replacement for Multiple Facilities Program		4018d	07/01/2026	06/30/2037					<div></div>				<div></div>																																											
260802: WRRF Roof Improvements Project		431d	01/17/2022 A	12/04/2026	<div></div>				<div></div>																																															
260803: WRRF Roof Improvements - Phase II		1211d	03/08/2026	06/30/2029					<div></div>				<div></div>																																											
260900: WRRF Facility Optimization Program		5113d	07/01/2028	06/30/2042													<div></div>				<div></div>																																			
260901: Rehabilitation of HAZMAT Facility at WRRF		0d	07/24/2020 A	09/30/2025 A	<div></div>																																																			
260903: WRRF Front Entrance Rehabilitation		274d	04/05/2021 A	06/30/2026	<div></div>				<div></div>																																															
260904: WRRF 3rd Floor Renovation		825d	09/05/2022 A	01/02/2028	<div></div>				<div></div>				<div></div>																																											
260905: WRRF Plumbing Shop Renovation		414d	07/30/2021 A	11/17/2026	<div></div>				<div></div>				<div></div>																																											
261000: WRRF Rehabilitation of the Secondary Clarifiers		1825d	07/01/2032	06/30/2037																									<div></div>																											
261001: WRRF Rehabilitation of the Secondary Clarifiers Phase 1		1859d	03/04/2022 A	11/02/2030	<div></div>				<div></div>				<div></div>																																											
270001: Pilot CSO Netting Facility		2833d	06/01/2021 A	07/02/2033	<div></div>				<div></div>				<div></div>				<div></div>				<div></div>				<div></div>				<div></div>				<div></div>				<div></div>				<div></div>				<div></div>				<div></div>							
270002: Meldrum Sewer Diversion and VR-15 Improvements		2100d	06/01/2025 A	06/30/2031	<div></div>								<div></div>				<div></div>																																							
270003: Long Term CSO Control Plan		0d	06/05/2017 A	08/31/2025 A	<div></div>																																																			
270004: Oakwood and Leib CSO Facilities Improvement Project		2467d	01/01/2021 A	07/01/2032	<div></div>				<div></div>				<div></div>				<div></div>				<div></div>				<div></div>				<div></div>				<div></div>				<div></div>				<div></div>				<div></div>				<div></div>							
270006: CSO Facilities Improvements II		931d	04/18/2022 A	04/17/2028	<div></div>				<div></div>				<div></div>																																											
270007: Disinfection System Improvements at Baby Creek, Belle Isle, & Puritan Fenkell CSO		2403d	08/01/2023 A	04/28/2032	<div></div>				<div></div>				<div></div>				<div></div>				<div></div>				<div></div>				<div></div>				<div></div>				<div></div>				<div></div>				<div></div>				<div></div>							
270008: Flushing System Improvements at Conner Creek and St. Aubin CSO Facilities		2560d	04/25/2027	04/28/2034									<div></div>				<div></div>				<div></div>				<div></div>				<div></div>				<div></div>				<div></div>				<div></div>				<div></div>				<div></div>							
270009: Site Improvements at St. Aubin, Belle Isle, and Baby Creek CSO Facilities		2643d	04/01/2025 A	12/24/2032	<div></div>								<div></div>				<div></div>				<div></div>				<div></div>				<div></div>				<div></div>				<div></div>				<div></div>				<div></div>				<div></div>							
270010: HVAC Improvements at Puritan Fenkell and Seven Mile CSO Facilities		1491d	04/18/2022 A	10/29/2029	<div></div>				<div></div>				<div></div>				<div></div>				<div></div>				<div></div>				<div></div>				<div></div>				<div></div>				<div></div>				<div></div>				<div></div>							
270011: HVAC Improvements at Conner Creek and Belle Isle CSO Facilities		1099d	04/23/2031	04/26/2034																					<div></div>				<div></div>				<div></div>				<div></div>				<div></div>				<div></div>				<div></div>							
270012: Control System Upgrades at Conner Creek, Oakwood, and Puritan Fenkell CSO Faciliti		2080d	04/22/2027	12/31/2032									<div></div>				<div></div>				<div></div>				<div></div>				<div></div>				<div></div>				<div></div>				<div></div>				<div></div>				<div></div>							
270013: Facility Improvements at Puritan Fenkell and Seven Mile CSO Facilities		1708d	04/21/2028	12/25/2032													<div></div>				<div></div>				<div></div>				<div></div>				<div></div>				<div></div>				<div></div>				<div></div>				<div></div>							
270014: Conversion to Complete Capture Basin at Puritan Fenkell and Seven Mile CSO Faciliti		2559d	04/22/2028	04/25/2035													<div></div>				<div></div>				<div></div>				<div></div>				<div></div>				<div></div>				<div></div>				<div></div>				<div></div>							
273001: Hubbell Southfield CSO Facility Improvements		2458d	01/10/2022 A	06/22/2032	<div></div>				<div></div>				<div></div>				<div></div>				<div></div>				<div></div>				<div></div>				<div></div>				<div></div>				<div></div>				<div></div>				<div></div>							
273002: CSO Hubbell Southfield VR-8 Gate Improvements		2074d	04/21/2027	12/24/2032									<div></div>				<div></div>				<div></div>				<div></div>				<div></div>				<div></div>				<div></div>				<div></div>				<div></div>				<div></div>							
277001: Baby Creek Outfall Improvements Project		39d	07/22/2019 A	11/07/2025	<div></div>				<div></div>																																															
277002: Baby Creek CSO Facility Influent Flushing System		1344d	04/21/2034	12/25/2037																																																	<div></div>			

Professional Services

Design

Design

Actual Progress


Construction

Study

CIP FY 27 - 31 - Integrated Master Schedule - Wastewater Projects
Draft 2 Update

Run Date: 11/18/2025

Page 2 of 2

GLWA
Great Lakes Water Authority

GLWA | CAPITAL IMPROVEMENT PLAN 2027-2031 261

Project Title: WRRF PS No. 2 Pumping Improvements - Phase 1

Project Status: Project Execution - Construction

Class Lvl 1: Wastewater

Class Lvl 2: WRRF

Class Lvl 3: Primary Treatment

Lookup Location: WRRF

☐ **Project New to CIP:**

- ☐ **Innovation**
- ☐ **WW Master Plan**
- ☐ **Water Master Plan Right Sizing**
- ☐ **Redundancy**
- ☐ **Linear Assets Outside of Facilities**
- ☐ **Predecessor Project(s)**



WRRF PS No. 2 Pumping Improvements - Phase 1

Project Engineer/Manager: Phillip Kora

Director: Chris Nastally

Project Score

0

Problem Statement:

Correct drifting issues of pumps and meet long term wet weather capacity needs

Scope of Work/Project Alternatives:

This project involves evaluating and recommending alternatives for providing more reliable pumping capacity at Pump Station No. 2 for Pumps Nos. 11 and 14.

Other Important Info:

Challenges: Unable to improve the drift issues experienced at pump station 2.

Current Expenses (All figures are in \$1,000's)

"Total Costs" include costs outside of the 10 year planning window

***Design & Construction costs are inclusive of salaries where salaries are not defined**

Activity Name	Total Costs	Actual Costs	Prior FYs	FY26	FY27	FY28	FY29	FY30	FY31	5 Year Total	FY32-36
GLWA Salaries	\$369	\$364	\$359	\$10	\$0	\$0	\$0	\$0	\$0	\$0	\$0
Design & Construction Assistance # 1 (CS-255)	\$157	\$157	\$157	\$0	\$0	\$0	\$0	\$0	\$0	\$0	\$0
Design/Engineering (CS-1444)	\$64	\$64	\$64	\$0	\$0	\$0	\$0	\$0	\$0	\$0	\$0
Design/Engineering (MISC)	\$20	\$20	\$20	\$0	\$0	\$0	\$0	\$0	\$0	\$0	\$0
Design/Engineering (1900318)	\$163	\$163	\$163	\$0	\$0	\$0	\$0	\$0	\$0	\$0	\$0
Construction (Build) # 1 (PC-795)	\$2,971	\$2,672	\$2,671	\$300	\$0	\$0	\$0	\$0	\$0	\$0	\$0
Totals	\$3,743	\$3,439	\$3,434	\$310	\$0	\$0	\$0	\$0	\$0	\$0	\$0

Project Title: WRRF PS No. 2 Improvements Phase II

Project Status: Project Execution - Construction

Class Lvl 1: Wastewater

Class Lvl 2: WRRF

Class Lvl 3: Primary Treatment

Lookup Location: WRRF

☐ **Project New to CIP:**

- ☐ **Innovation**
- ☒ **WW Master Plan**
- ☐ **Water Master Plan Right Sizing**
- ☐ **Redundancy**
- ☐ **Linear Assets Outside of Facilities**
- ☐ **Predecessor Project(s)**



WRRF PS No. 2 Improvements Phase II

Project Engineer/Manager: Beshar Alsbiei

Director: Chris Nastally

Project Score

77.4

Problem Statement:

This project will improve the pump reliability of PS-2 to meet NPDES permit flow capacity requirements in terms of flow measurement, VFD controls, and future pump rehabilitation.

Scope of Work/Project Alternatives:

The primary phase of this project is: to provide basis of design (study) report for rehabilitation/rebuilding plan for existing pump station no. 2 and its control and any associated equipment. The study will evaluate the addition of VFDs to the three constant speed pumps and will not be limited to increasing the capacity of existing pumps to meet the long-term goal for wet weather capacity. Provide engineering design for rehabilitation/rebuilding of the pumps, replacement of HVAC System, I&C...See BCE Report for more information...

Other Important Info:

Challenges: Shutdown of the pumps to be rehabilitated will require co-ordination with operations and careful planning to meet NPDES permit requirements for the flow capacity during the construction phase.

Project History: Pump Station No. 2 was built in 1994. Seven out of eight pumps are running since 1994. These pumps never attained the design capacity due to an unidentified drifting problem. The eighth pump (Pump No. 10) was installed under PC-740 with a modified suction elbow that provid...See BCE Report for more information...

Project Title: WRRF PS No. 2 Improvements Phase II

Current Expenses (All figures are in \$1,000's)

"Total Costs" include costs outside of the 10 year planning window

***Design & Construction costs are inclusive of salaries where salaries are not defined**

Activity Name	Total Costs	Actual Costs	Prior FYs	FY26	FY27	FY28	FY29	FY30	FY31	5 Year Total	FY32-36
GLWA Salaries	\$704	\$39	\$39	\$34	\$45	\$45	\$45	\$45	\$45	\$226	\$227
Professional Services	\$113	\$113	\$113	\$0	\$0	\$0	\$0	\$0	\$0	\$0	\$0
Design/Engineering	\$9,000	\$0	\$0	\$0	\$0	\$0	\$0	\$0	\$0	\$2,018	\$5,774
Design/Engineering (Phase #2)	\$1,634	\$1,448	\$1,442	\$53	\$64	\$64	\$11	\$0	\$0	\$139	\$0
Design/Engineering (Phase #3)	\$0	\$0	\$0	\$0	\$0	\$0	\$0	\$0	\$0	\$0	\$0
Design/Engineering (2203638)	\$67	\$20	\$8	\$43	\$16	\$0	\$0	\$0	\$0	\$16	\$0
Construction (Build) #1	\$60,000	\$0	\$0	\$0	\$0	\$0	\$0	\$0	\$0	\$0	\$23,757
Pump Station #2 VFD Replacement	\$20,000	\$0	\$0	\$144	\$1,467	\$5,790	\$6,483	\$4,372	\$1,743	\$19,856	\$0
Pump Station #2 Mag Meter Replacement for Raw Sewage Pumps	\$5	\$5	\$5	\$0	\$0	\$0	\$0	\$0	\$0	\$0	\$0
Totals	\$91,523	\$1,624	\$1,607	\$275	\$1,592	\$5,899	\$6,539	\$4,417	\$3,806	\$22,254	\$29,758

Project Title: WRRF PS No. 1 Improvements

Project Status: Project Execution - Construction

Class Lvl 1: Wastewater

Class Lvl 2: WRRF

Class Lvl 3: Primary Treatment

Lookup Location: WRRF

☐ **Project New to CIP:**

- ☒ **Innovation**
- ☒ **WW Master Plan**
- ☐ **Water Master Plan Right Sizing**
- ☒ **Redundancy**
- ☐ **Linear Assets Outside of Facilities**
- ☐ **Predecessor Project(s)**



WRRF PS No. 1 Improvements

Project Engineer/Manager: Kashmira Patel

Director: Chris Nastally

Project Score

78.6

Problem Statement:

Condition assessment and rehabilitation of all pumps at Pump Station No. 1 to increase efficiency and reliability. Rehabilitate the pump station to extend useful life.

Scope of Work/Project Alternatives:

The scope of services includes addressing all PS-1 modifications which include but are not limited to, rehabilitation of all eight (8) sewage pumps, replacement of associated pump starters and electrical motor control centers, rehabilitation of inlet gates, discharge gates, valves, actuators, HVAC system, electrical and lighting distribution panels, wirings, pull boxes, interior and exterior lightings, etc. The extent of this project includes all ancillary and auxiliary equipment and services (...See BCE Report for more information...

Other Important Info:

Challenges: Adequate pumping capacity during construction.

Project History: Raw wastewater (influent) from the collection system flows to this Influent Pumping Station through the Detroit River Interceptor (16'D), Oakwood Interceptor (12.5'D) and North Interceptor East Arm (NIEA). Pumping Station No. 1 (PS-1) was constructed in the 1930s and has eight constant speed pumps of various capacities (six were installed in the 1940s and two more were added in 1956) and has a Firm Capacity (largest...See BCE Report for more information...

Project Title: WRRF PS No. 1 Improvements

Current Expenses (All figures are in \$1,000's)

"Total Costs" include costs outside of the 10 year planning window

*Design & Construction costs are inclusive of salaries where salaries are not defined

Activity Name	Total Costs	Actual Costs	Prior FYs	FY26	FY27	FY28	FY29	FY30	FY31	5 Year Total	FY32-36
GLWA Salaries	\$828	\$333	\$308	\$91	\$88	\$89	\$88	\$88	\$75	\$429	\$0
Professional Services	\$179	\$141	\$141	\$38	\$0	\$0	\$0	\$0	\$0	\$0	\$0
Professional Services (2202942)	\$589	\$269	\$215	\$103	\$66	\$66	\$66	\$66	\$7	\$271	\$0
Design/Engineering (CS-102)	\$15,552	\$9,531	\$9,115	\$1,525	\$1,483	\$896	\$887	\$887	\$758	\$4,912	\$0
Design/Engineering (1900318)	\$47	\$47	\$47	\$0	\$0	\$0	\$0	\$0	\$0	\$0	\$0
Design/Engineering (2201762)	\$0	\$0	\$0	\$0	\$0	\$0	\$0	\$0	\$0	\$0	\$0
Construction (Build) # 1	\$91,453	\$33,554	\$29,407	\$25,408	\$7,543	\$7,563	\$7,543	\$7,543	\$6,447	\$36,639	\$0
Equipment/Material Purchase # 1	\$1,109	\$1,081	\$1,081	\$12	\$16	\$0	\$0	\$0	\$0	\$16	\$0
Equipment/Material Purchase # 2	\$4,390	\$3,039	\$3,039	\$489	\$654	\$102	\$56	\$46	\$5	\$862	\$0
Totals	\$114,146	\$47,995	\$43,354	\$27,665	\$9,849	\$8,716	\$8,640	\$8,630	\$7,293	\$43,128	\$0

Project Title: WRRF PS #2 Bar Racks Replacements and Grit Collection System Improvements

Project Status: Project Execution - Construction

Class Lvl 1: Wastewater

Class Lvl 2: WRRF

Class Lvl 3: Primary Treatment

Lookup Location: WRRF

☐ **Project New to CIP:**

- ☒ **Innovation**
- ☒ **WW Master Plan**
- ☐ **Water Master Plan Right Sizing**
- ☒ **Redundancy**
- ☐ **Linear Assets Outside of Facilities**
- ☐ **Predecessor Project(s)**



WRRF PS #2 Bar Racks Replacements and Grit Collection System Improvements

Project Engineer/Manager: Elizabeth Mann

Director: Chris Nastally

Project Score

75.7

Problem Statement:

Replacement of all bar racks and associated equipment and addition of fine screens (1/4 inch) for more reliable and efficient screenings removal. Addition of screenings washing and compaction will reduce truck traffic and cost of disposal. Improvement of grit collection system with more efficient, grit collection and pumping system, and grit washing and classification will reduce truck traffic and cost of disposal. Improvements to the grit screenings and grit removal and handling systems will i...See BCE Report for more information...

Scope of Work/Project Alternatives:

The work consists of evaluation, design and construction of the replacement of the existing bar racks and ancillary equipment and gates, addition of new fine screens (1/4 inch) downstream of the bar racks, addition of screenings washing and compaction, inclusion of stacked tray grit removal or other technology within the aerated grit tank and grit washing and classification. Work also includes the upgrade and expansion of the existing building that houses the screens and the screenings and grit...See BCE Report for more information...

Other Important Info:

*Innovation note: Install new grit removal equipment rather than replacement in kind (cyclonic). Replacement of Bar Racks at Pump Station No. 2, Rehabilitation of Grit and Screening System at PS-2 and Rehabilitation of Sampling Sites at WWTP were combined into one project. The design of Rehabilitation of Sampling Sites is completed and was bid separately for construction. The previous design for Bar Rack System will not proceed for construction as designed. A new study, design and construction...See BCE Report for more information...

Project Title: WRRF PS #2 Bar Racks Replacements and Grit Collection System Improvements

Current Expenses (All figures are in \$1,000's)

"Total Costs" include costs outside of the 10 year planning window

***Design & Construction costs are inclusive of salaries where salaries are not defined**

Activity Name	Total Costs	Actual Costs	Prior FYs	FY26	FY27	FY28	FY29	FY30	FY31	5 Year Total	FY32-36
GLWA Salaries	\$848	\$188	\$155	\$119	\$116	\$116	\$116	\$116	\$110	\$573	\$0
Professional Services	\$103	\$103	\$103	\$0	\$0	\$0	\$0	\$0	\$0	\$0	\$0
Design/Engineering (1904337)	\$17,932	\$10,534	\$10,069	\$2,575	\$2,821	\$1,057	\$478	\$478	\$452	\$5,288	\$0
Construction (Build) #1	\$223,485	\$19,873	\$3,987	\$31,768	\$37,633	\$47,002	\$46,767	\$31,085	\$25,244	\$187,731	\$0
Totals	\$242,367	\$30,697	\$14,314	\$34,462	\$40,570	\$48,175	\$47,361	\$31,679	\$25,805	\$193,592	\$0

Project Title: WRRF Rehabilitation of Ferric Chloride Feed System in PS-1 and Complex B Sludge Lines

Project Status: Project Execution - Construction

Class Lvl 1: Wastewater

Class Lvl 2: WRRF

Class Lvl 3: Primary Treatment

Lookup Location: WRRF

☐ **Project New to CIP:**

- ☒ **Innovation**
- ☒ **WW Master Plan**
- ☐ **Water Master Plan Right Sizing**
- ☒ **Redundancy**
- ☐ **Linear Assets Outside of Facilities**
- ☒ **Predecessor Project(s)**



WRRF Rehabilitation of Ferric Chloride Feed System in PS-1 and Complex B Sludge Lines

Project Engineer/Manager: Beshar Alsbiei

Director: Chris Nastally

Project Score

78.3

Problem Statement:

The Ferric Chloride Systems at PS-1 is used to reduce phosphorus to the required permit levels. The system, which includes chemical storage tanks, secondary containment, valves, and piping is in need of rehabilitation. The Complex B sludge lines are clogged due to Struvite and need rehabilitation or replacement.

Scope of Work/Project Alternatives:

The scope of work will include study design and construction for the ferric chloride feed system at PS-1. Specifically it will include: a study to evaluate alternative locations for application of ferric chloride, a pilot study to test alternative application points, and inspection of the existing chemical feed systems. It will provide recommendations for system modifications and improvements, design of recommended system improvements, and construction of chemical feed system improvements. Eva...See BCE Report for more information...

Other Important Info:

*Innovation note: Align sizing & design with U of M phosphorus & enhanced carbon capture studies, as well as improved mixing of the ferric with primary influent.

Challenges: Maintaining capacity of the existing feed system during construction and determining the simplest system that will meet current and future phosphorous limits for both primary and secondary effluent.

Project History: There are phosphorous effluent permit limits for both primary effluent (during wet weather) and for se...See BCE Report for more information...

Project Title: WRRF Rehabilitation of Ferric Chloride Feed System in PS-1 and Complex B Sludge Lines

Current Expenses (All figures are in \$1,000's)

"Total Costs" include costs outside of the 10 year planning window

***Design & Construction costs are inclusive of salaries where salaries are not defined**

Activity Name	Total Costs	Actual Costs	Prior FYs	FY26	FY27	FY28	FY29	FY30	FY31	5 Year Total	FY32-36
GLWA Salaries	\$510	\$510	\$507	\$3	\$0	\$0	\$0	\$0	\$0	\$0	\$0
Professional Services	\$165	\$165	\$166	\$0	\$0	\$0	\$0	\$0	\$0	\$0	\$0
Design/Engineering (CS-166)	\$279	\$279	\$279	\$0	\$0	\$0	\$0	\$0	\$0	\$0	\$0
Design/Engineering (1802543)	\$2,222	\$2,127	\$2,121	\$101	\$0	\$0	\$0	\$0	\$0	\$0	\$0
Design/Engineering (2203638/SCN-0000388)	\$21	\$13	\$10	\$11	\$0	\$0	\$0	\$0	\$0	\$0	\$0
Design/Engineering (MISC)	\$3	\$3	\$3	\$0	\$0	\$0	\$0	\$0	\$0	\$0	\$0
Construction (Build) # 1 (2002190)	\$9,761	\$9,761	\$9,761	\$0	\$0	\$0	\$0	\$0	\$0	\$0	\$0
Construction (2204261)	\$97	\$24	\$24	\$74	\$0	\$0	\$0	\$0	\$0	\$0	\$0
Totals	\$13,059	\$12,883	\$12,871	\$189	\$0	\$0	\$0	\$0	\$0	\$0	\$0

Project Title: WRRF Rehabilitation of the Circular Primary Clarifier Scum Removal System

Project Status: Future Planned - Within Five Year Plan

Class Lvl 1: Wastewater

Class Lvl 2: WRRF

Class Lvl 3: Primary Treatment

Lookup Location: WRRF

☐ **Project New to CIP:**

- ☒ **Innovation**
- ☒ **WW Master Plan**
- ☐ **Water Master Plan Right Sizing**
- ☒ **Redundancy**
- ☐ **Linear Assets Outside of Facilities**
- ☐ **Predecessor Project(s)**



WRRF Rehabilitation of the Circular Primary Clarifier Scum Removal System

Project Engineer/Manager: Elizabeth Mann

Director: Chris Nastally

Project Score

76.6

Problem Statement:

The circular clarifiers scum removal system is over 10 years old and needs to be rehabilitated. This will help protect the secondary treatment process by preventing scum from entering the aeration tanks.

Scope of Work/Project Alternatives:

This project will provide for the study, design, and construction of new scum equipment in the Scum Buildings for the circular primary clarifiers (PCs). The study will consist of an evaluation of the existing process and simplified alternative systems for scum removal including the scum removal from the buildings. Future alternatives for scum disposal, such as addition to an anaerobic digestion process, will be considered. All alternatives will be evaluated for energy efficiency (reduction o...See BCE Report for more information...

Other Important Info:

*Innovation note: Evaluate alternatives for energy efficiency.

Project History: There are 12 rectangular PCs and 6 circular PCs at the WRRF. PCs remove TSS, BOD, and phosphorous through a chemically enhanced settling process in addition to fats, oils, and grease (FOG or scum) by skimming the surface of the clarifiers and transporting the scum to a SB where it can be concentrated. The SBs for the rectangular clarifiers were recently rehabilitated. The SBs for the circular clarifiers utilize ...See BCE Report for more information...

Project Title: WRRF Rehabilitation of the Circular Primary Clarifier Scum Removal System

Current Expenses (All figures are in \$1,000's)

"Total Costs" include costs outside of the 10 year planning window

***Design & Construction costs are inclusive of salaries where salaries are not defined**

Activity Name	Total Costs	Actual Costs	Prior FYs	FY26	FY27	FY28	FY29	FY30	FY31	5 Year Total	FY32-36
GLWA Salaries	\$351	\$21	\$18	\$3	\$3	\$20	\$6	\$82	\$82	\$192	\$138
Professional Services	\$63	\$63	\$63	\$0	\$0	\$0	\$0	\$0	\$0	\$0	\$0
Design/Engineering #1	\$472	\$472	\$472	\$0	\$0	\$0	\$0	\$0	\$0	\$0	\$0
Design/Engineering #2	\$2,055	\$0	\$0	\$0	\$212	\$1,312	\$240	\$79	\$79	\$1,922	\$132
Design/Engineering (1900318)	\$91	\$91	\$91	\$0	\$0	\$0	\$0	\$0	\$0	\$0	\$0
Construction (Build) #1	\$20,200	\$0	\$0	\$0	\$0	\$0	\$135	\$5,457	\$5,457	\$11,049	\$9,151
Totals	\$23,230	\$645	\$643	\$3	\$215	\$1,332	\$380	\$5,618	\$5,618	\$13,164	\$9,421

Project Title: Rehabilitation of Sludge Processing Complexes A and B

Project Status: Future Planned - Within Five Year Plan

Class Lvl 1: Wastewater

Class Lvl 2: WRRF

Class Lvl 3: Primary Treatment

Lookup Location: WRRF

☐ **Project New to CIP:**

- ☐ **Innovation**
- ☐ **WW Master Plan**
- ☐ **Water Master Plan Right Sizing**
- ☒ **Redundancy**
- ☐ **Linear Assets Outside of Facilities**
- ☐ **Predecessor Project(s)**



Rehabilitation of Sludge Processing Complexes A and B

Project Engineer/Manager: Chris Nastally

Director: Chris Nastally

Project Score

89.7

Problem Statement:

Both Complex A and Complex B have reached the end of their design life. The majority of the equipment for the two processes are located below grade in areas prone to flooding. Tanks are located above grade and have little or no access around the perimeter. This limits and reduces cleaning effectiveness. Both the valves and the pumps used to transfer sludge to the Biosolids Drying Facility (BDF) are past their design life. Equipment breakage affects the plant ability to process sludge.

Scope of Work/Project Alternatives:

The work consists of evaluation, design and rehabilitation of both Complex A and Complex B with scope to include tank repair to improve tank access and extend life, building and process repair/improvements for: structural, mechanical, process, electrical, and instrumentation associated with these Complexes A & B for sludge handling.

Other Important Info:

Maintaining the MDEQ-NPDES required capacity during the construction phase of the project.

Current Expenses (All figures are in \$1,000's)

"Total Costs" include costs outside of the 10 year planning window

***Design & Construction costs are inclusive of salaries where salaries are not defined**

Activity Name	Total Costs	Actual Costs	Prior FYs	FY26	FY27	FY28	FY29	FY30	FY31	5 Year Total	FY32-36
GLWA Salaries	\$460	\$0	\$0	\$0	\$0	\$77	\$77	\$77	\$77	\$307	\$153
Professional Services	\$94	\$94	\$94	\$0	\$0	\$0	\$0	\$0	\$0	\$0	\$0
Design/Engineering	\$4,050	\$0	\$0	\$0	\$0	\$1,613	\$687	\$349	\$467	\$3,116	\$934
Construction (Build) #1	\$9,500	\$0	\$0	\$0	\$0	\$0	\$0	\$1,894	\$2,533	\$4,427	\$5,073
Totals	\$14,104	\$94	\$94	\$0	\$0	\$1,689	\$764	\$2,320	\$3,076	\$7,849	\$6,160

Project Title: PS 1 Rack and Grit HVAC System Upgrade

Project Status: Project Execution - Construction

Class Lvl 1: Wastewater

Class Lvl 2: WRRF

Class Lvl 3: Primary Treatment

Lookup Location: WRRF

☐ **Project New to CIP:**

- ☒ **Innovation**
- ☐ **WW Master Plan**
- ☐ **Water Master Plan Right Sizing**
- ☒ **Redundancy**
- ☐ **Linear Assets Outside of Facilities**
- ☐ **Predecessor Project(s)**



PS 1 Rack and Grit HVAC System Upgrade

Project Engineer/Manager: Kashmira Patel

Director: Chris Nastally

Project Score

77.5

Problem Statement:

Addition of fine screens (1/4 inch) for more reliable and efficient screenings removal is needed. Addition of screenings washing and compaction to reduce truck traffic and cost of disposal. Improvement of grit collection system with more efficient, state-of-the-art, grit collection and pumping system, grit washing and classification to reduce truck traffic and cost of disposal. Improvements to the grit screenings and grit removal and handling systems will improve the performance of all downstre...See BCE Report for more information...

Scope of Work/Project Alternatives:

The work consists of evaluation, design and construction of the addition of new fine screens (1/4 inch) downstream of the bar racks, addition of screenings washing and compaction, inclusion of stacked tray grit removal within the aerated grit tank and grit washing and/or classification. Work also includes the upgrade and expansion of the existing building that houses the screens and the screenings and grit handling and load out, including all lighting, HVAC, plumbing, electrical, and architectu...See BCE Report for more information...

Other Important Info:

Maintaining the MDEQ-NPDES required capacity during the construction phase of the project. Coordination with the CIP Number 211006

Project Title: PS 1 Rack and Grit HVAC System Upgrade

Current Expenses (All figures are in \$1,000's)

"Total Costs" include costs outside of the 10 year planning window

***Design & Construction costs are inclusive of salaries where salaries are not defined**

Activity Name	Total Costs	Actual Costs	Prior FYs	FY26	FY27	FY28	FY29	FY30	FY31	5 Year Total	FY32-36
GLWA Salaries	\$882	\$162	\$148	\$39	\$33	\$33	\$49	\$49	\$49	\$213	\$245
Design & Construction Assistance # 1	\$21,000	\$0	\$0	\$0	\$0	\$0	\$1,799	\$1,799	\$1,799	\$5,398	\$12,060
Design & Construction Assistance # 2	\$350	\$79	\$75	\$221	\$54	\$0	\$0	\$0	\$0	\$54	\$0
Construction (Build) # 1	\$280,000	\$0	\$0	\$0	\$0	\$0	\$0	\$0	\$0	\$0	\$103,245
Construction (Build) # 2	\$5,294	\$5,165	\$4,646	\$623	\$26	\$0	\$0	\$0	\$0	\$26	\$0
Totals	\$307,526	\$5,405	\$4,869	\$882	\$113	\$33	\$1,848	\$1,848	\$1,848	\$5,691	\$115,550

Project Title: WRRF Aeration Improvements 1 and 2

Project Status: Project Execution - Construction

Class Lvl 1: Wastewater

Class Lvl 2: WRRF

Class Lvl 3: Secondary Treatment and Disinfection

Lookup Location: WRRF

☐ **Project New to CIP:**

- ☒ **Innovation**
- ☒ **WW Master Plan**
- ☐ **Water Master Plan Right Sizing**
- ☒ **Redundancy**
- ☐ **Linear Assets Outside of Facilities**
- ☐ **Predecessor Project(s)**



WRRF Aeration Improvements 1 and 2

Project Engineer/Manager: Phillip Kora

Director: Chris Nastally

Project Score

76.3

Problem Statement:

The Intermediate Lift Pumps (ILPs) convey primary effluent to the secondary bioreactors (aeration decks). These pumps have reached the end of their useful life and are in need of replacement. The pump selection is integrally connected to improvements in the aeration decks related to the conversion to biological phosphorus removal, implementation of step feed and overall improved hydraulic control in the aeration decks and flow control through the secondary system. Implementation of biological p...See BCE Report for more information...

Scope of Work/Project Alternatives:

The work consists of evaluation, design and construction of the replacement of ILPs 1 & 2, conversion of aeration decks 1 & 2 to incorporate biological phosphorus removal, (including replacement of mixers in Bays 1, 2 and 3), relocation of the oxygen feed, and installing a new purge blower. Incorporation of step feed includes modification of the influent conditions to allow primary effluent to be directed to Bay 1, as well as two other locations down the length of the tank. Weir length will be ...See BCE Report for more information...

Other Important Info:

Opportunity for a common header system to allow for any ILP to supply any bioreactor. If feasible provide ILPs that can meet the regulatory and dry weather needs without the need for speed control.

Challenges: Maintaining the required wet weather secondary capacity of 930 MGD while operating efficiently during dry weather flows.

Project History: ILP Station No. 1 houses ILP Nos. 1 and 2. The pumps are vertical turbine type each with a maximum capacity of 365 MGD and a motor size of 2,5...See BCE Report for more information...

Project Title: WRRF Aeration Improvements 1 and 2

Current Expenses (All figures are in \$1,000's)

"Total Costs" include costs outside of the 10 year planning window

***Design & Construction costs are inclusive of salaries where salaries are not defined**

Activity Name	Total Costs	Actual Costs	Prior FYs	FY26	FY27	FY28	FY29	FY30	FY31	5 Year Total	FY32-36
GLWA Salaries	\$1,337	\$295	\$265	\$150	\$161	\$161	\$161	\$161	\$161	\$803	\$119
Professional Services #1	\$1,263	\$1,263	\$1,263	\$0	\$0	\$0	\$0	\$0	\$0	\$0	\$0
Professional Services #2	\$102	\$102	\$102	\$0	\$0	\$0	\$0	\$0	\$0	\$0	\$0
Professional Services #3	\$606	\$78	\$69	\$350	\$186	\$0	\$0	\$0	\$0	\$186	\$0
Design/Engineering	\$0	\$0	\$0	\$0	\$0	\$0	\$0	\$0	\$0	\$0	\$0
Design-Build # 1	\$209,881	\$19,059	\$17,566	\$11,164	\$23,763	\$26,759	\$34,905	\$34,905	\$34,905	\$155,236	\$25,915
Totals	\$213,188	\$20,796	\$19,265	\$11,664	\$24,110	\$26,920	\$35,065	\$35,065	\$35,065	\$156,225	\$26,035

Project Title: WRRF Aeration Improvements 3 and 4

Project Status: Future Planned - Ten Year CIP

Class Lvl 1: Wastewater

Class Lvl 2: WRRF

Class Lvl 3: Secondary Treatment and Disinfection

Lookup Location: WRRF

☐ **Project New to CIP:**

- ☒ **Innovation**
- ☒ **WW Master Plan**
- ☐ **Water Master Plan Right Sizing**
- ☒ **Redundancy**
- ☐ **Linear Assets Outside of Facilities**
- ☒ **Predecessor Project(s)**



WRRF Aeration Improvements 3 and 4

Project Engineer/Manager: Chris Nastally

Director: Chris Nastally

Project Score
76.3
Problem Statement:

The Intermediate Lift Pumps (ILPs) convey primary effluent to the secondary bioreactors (aeration decks). These pumps have reached the end of their useful life and are in need of replacement. The pump selection is integrally connected to improvements in the aeration decks related to the conversion to biological phosphorus removal, implementation of step feed and overall improved hydraulic control in the aeration decks and flow control through the secondary system. Implementation of biological p...See BCE Report for more information...

Scope of Work/Project Alternatives:

The work consists of evaluation, design and construction of the replacement of ILPs 3, 4 & 7, conversion of aeration decks 3 & 4 to incorporate biological phosphorus removal, including replacement of mixers in Bays 1 and 2, relocation of the oxygen feed, and installing a new purge blower. Incorporation of step feed includes modification of the influent conditions to allow primary effluent to be directed to Bay 1, as well as two other locations down the length of the tank. An assessment of recon...See BCE Report for more information...

Other Important Info:

Maintaining the MDEQ-NPDES required capacity during the construction phase of the project.

Project Title: WRRF Aeration Improvements 3 and 4

Current Expenses (All figures are in \$1,000's)

"Total Costs" include costs outside of the 10 year planning window

***Design & Construction costs are inclusive of salaries where salaries are not defined**

Activity Name	Total Costs	Actual Costs	Prior FYs	FY26	FY27	FY28	FY29	FY30	FY31	5 Year Total	FY32-36
GLWA Salaries	\$625	\$0	\$0	\$0	\$0	\$0	\$0	\$0	\$0	\$0	\$233
Design & Construction Assistance # 1	\$10,920	\$0	\$0	\$0	\$0	\$0	\$0	\$0	\$0	\$0	\$9,309
Construction (Build) # 1	\$260,000	\$0	\$0	\$0	\$0	\$0	\$0	\$0	\$0	\$0	\$41,911
Totals	\$271,545	\$0	\$0	\$0	\$0	\$0	\$0	\$0	\$0	\$0	\$51,454

Project Title: WRRF Conversion of Disinfection of all Flow to Sodium Hypochlorite and Sodium Bisulfite

Project Status: Future Planned - Within Five Year Plan

Class Lvl 1: Wastewater

Class Lvl 2: WRRF

Class Lvl 3: Secondary Treatment and Disinfection

Lookup Location: WRRF

☐ **Project New to CIP:**

- ☒ **Innovation**
- ☒ **WW Master Plan**
- ☐ **Water Master Plan Right Sizing**
- ☐ **Redundancy**
- ☐ **Linear Assets Outside of Facilities**
- ☐ **Predecessor Project(s)**



WRRF Conversion of Disinfection of all Flow to Sodium Hypochlorite and Sodium Bisulfite

Project Engineer/Manager: Chris Nastally

Director: Chris Nastally

Project Score

89.7

Problem Statement:

With the completion of the RRO Disinfection Project (CIP 212006), storage and feed of sodium hypochlorite to the primary effluent bypass with sodium bisulfite for dechlorination has been enabled. Elimination of the use of gaseous chlorine for disinfection of the secondary effluent and replacement with sodium hypochlorite will increase operator and public safety in and around the plant site.

Scope of Work/Project Alternatives:

The work consists of evaluation of sodium hypochlorite and sodium bisulfite usage over the first three years of operation of the new system to assess actual dosage required to achieve permit compliance and storage available within the existing system. The assessment will include preliminary design of modifications required to enable sodium hypochlorite feed to the secondary treatment effluent and an assessment of the storage requirements at varying sodium hypochlorite concentrations. The assess...See BCE Report for more information...

Other Important Info:

None

Project Title: WRRF Conversion of Disinfection of all Flow to Sodium Hypochlorite and Sodium Bisulfite

Current Expenses (All figures are in \$1,000's)

"Total Costs" include costs outside of the 10 year planning window

***Design & Construction costs are inclusive of salaries where salaries are not defined**

Activity Name	Total Costs	Actual Costs	Prior FYs	FY26	FY27	FY28	FY29	FY30	FY31	5 Year Total	FY32-36
GLWA Salaries	\$325	\$0	\$0	\$0	\$0	\$0	\$38	\$38	\$38	\$114	\$191
Design & Construction Assistance # 1	\$1,398	\$0	\$0	\$0	\$0	\$0	\$403	\$403	\$141	\$947	\$408
Construction (Build) # 1	\$4,509	\$0	\$0	\$0	\$0	\$0	\$0	\$0	\$0	\$0	\$4,159
Totals	\$6,231	\$0	\$0	\$0	\$0	\$0	\$441	\$441	\$179	\$1,061	\$4,758

Project Title: WRRF Improvements to Sludge Feed Pumps at Dewatering Facilities

Project Status: Project Execution - Design

Class Lvl 1: Wastewater

Class Lvl 2: WRRF

Class Lvl 3: Residuals Management

Lookup Location: WRRF

☐ **Project New to CIP:**

- ☐ **Innovation**
- ☐ **WW Master Plan**
- ☐ **Water Master Plan Right Sizing**
- ☐ **Redundancy**
- ☐ **Linear Assets Outside of Facilities**
- ☐ **Predecessor Project(s)**



WRRF Improvements to Sludge Feed Pumps at Dewatering Facilities

Project Engineer/Manager: Scott Worth

Director: Chris Nastally

Project Score

76.6

Problem Statement:

Improvements to the sludge feed pumping (SFP) system will provide a wide range of operating options. Variable Frequency drive and Hydraulic drive units for SFP 1 and 2 are located below grade and the area has flooded. A single recycle valve for SFP 3 and 4 puts the plant at a higher risk for system outages.

Scope of Work/Project Alternatives:

The scope of work includes study, design, and construction for the replacement of sludge feed pumps SFP 1, 2, 3, 4, 5 and 6 and other modifications to the pumping system at the WRRF.

Other Important Info:

Challenges: Maintaining Plant Operational Capacity during construction.

Project History: Water Resource Recovery Facility (WRRF) has six (6) Sludge Storage Tanks (SST-1, 2, 3, 4, 5 & 6), which feed sludge to the dewatering facilities (i.e. belt filter presses complexes and complex II centrifuges.) Typically, sludge from Storage Tanks 1 & 2 supplies the centrifuges on dewatering complex II upper level; sludge from Storage Tanks 3 & 4 supplies the centrifuges on the lower level of Dewatering...See BCE Report for more information...

Project Title: WRRF Improvements to Sludge Feed Pumps at Dewatering Facilities

Current Expenses (All figures are in \$1,000's)

"Total Costs" include costs outside of the 10 year planning window

***Design & Construction costs are inclusive of salaries where salaries are not defined**

Activity Name	Total Costs	Actual Costs	Prior FYs	FY26	FY27	FY28	FY29	FY30	FY31	5 Year Total	FY32-36
GLWA Salaries	\$259	\$11	\$11	\$50	\$67	\$67	\$64	\$0	\$0	\$197	\$0
Professional Services (CS-272)	\$407	\$408	\$407	\$0	\$0	\$0	\$0	\$0	\$0	\$0	\$0
Professional Services (2203638)	\$125	\$106	\$98	\$21	\$7	\$0	\$0	\$0	\$0	\$7	\$0
Professional Services (1902721)	\$13	\$13	\$13	\$0	\$0	\$0	\$0	\$0	\$0	\$0	\$0
Design/Engineering	\$4,597	\$3,003	\$2,965	\$510	\$454	\$343	\$326	\$0	\$0	\$1,122	\$0
Design/Engineering (2004359)	\$203	\$203	\$203	\$0	\$0	\$0	\$0	\$0	\$0	\$0	\$0
Construction (Build) #1	\$16,000	\$0	\$0	\$0	\$2,361	\$8,483	\$5,156	\$0	\$0	\$16,000	\$0
Totals	\$21,604	\$3,743	\$3,696	\$582	\$2,888	\$8,892	\$5,546	\$0	\$0	\$17,326	\$0

Project Title: WRRF Modification to Incinerator Sludge Feed Systems at Complex -II

Project Status: Project Execution - Construction

Class Lvl 1: Wastewater

Class Lvl 2: WRRF

Class Lvl 3: Residuals Management

Lookup Location: WRRF

☐ **Project New to CIP:**

- ☐ **Innovation**
- ☐ **WW Master Plan**
- ☐ **Water Master Plan Right Sizing**
- ☒ **Redundancy**
- ☐ **Linear Assets Outside of Facilities**
- ☐ **Predecessor Project(s)**



WRRF Modification to Incinerator Sludge Feed Systems at Complex -II

Project Engineer/Manager: Beshar Alsbiei

Director: Chris Nastally

Project Score

96.2

Problem Statement:

GLWA have an ongoing study and design of sludge cake conveyance system improvements project as a result of a fire in March 2016 in the Complex –II Incinerators building. The construction of this project will provide a cleaner, fire resistant, reliable and safe sludge feed to the incinerators.

Scope of Work/Project Alternatives:

The restoration of sludge conveying capacity, which was lost due to the fire damage and to provide improved sludge conveyance from each dewatering facility to the incinerators. Replacement of 19 MCCs and Replacement of the Unit Substation EB-26 in Incineration Complex II is included.

Other Important Info:

Challenges: Maintaining the sludge conveyance capacity to meet permit requirements during the construction of these improvements, will be the most significant challenge.

Project History: The C-II Incineration complex is over 40 years old. Major rehabilitation had been deferred over the years in anticipation of an alternative Biosolids disposal solution to handle all the solids. Complex-II has many major pieces of equipment that are nearing the end of their useful life and require replacemen...See BCE Report for more information...

Project Title: WRRF Modification to Incinerator Sludge Feed Systems at Complex -II

Current Expenses (All figures are in \$1,000's)

"Total Costs" include costs outside of the 10 year planning window

***Design & Construction costs are inclusive of salaries where salaries are not defined**

Activity Name	Total Costs	Actual Costs	Prior FYs	FY26	FY27	FY28	FY29	FY30	FY31	5 Year Total	FY32-36
GLWA Salaries	\$1,082	\$1,056	\$1,035	\$47	\$0	\$0	\$0	\$0	\$0	\$0	\$0
Professional Services	\$374	\$374	\$403	\$34	\$0	\$0	\$0	\$0	\$0	\$0	\$0
Professional Services (1902721)	\$1	\$1	\$1	\$0	\$0	\$0	\$0	\$0	\$0	\$0	\$0
Design/Engineering (CS-060)	\$2,086	\$609	\$609	\$1,478	\$0	\$0	\$0	\$0	\$0	\$0	\$0
Design/Engineering (CS-291)	\$59	\$59	\$59	\$0	\$0	\$0	\$0	\$0	\$0	\$0	\$0
Design/Engineering (CS-1432A)	\$29	\$29	\$29	\$0	\$0	\$0	\$0	\$0	\$0	\$0	\$0
Design/Engineering (MISC)	\$130	\$130	\$130	\$0	\$0	\$0	\$0	\$0	\$0	\$0	\$0
Construction (Build) # 1 (CON-197)	\$20,387	\$20,058	\$20,058	\$329	\$0	\$0	\$0	\$0	\$0	\$0	\$0
Miscellaneous	\$1,458	\$1,458	\$1,458	\$0	\$0	\$0	\$0	\$0	\$0	\$0	\$0
Totals	\$25,670	\$23,823	\$23,783	\$1,887	\$0	\$0	\$0	\$0	\$0	\$0	\$0

Project Title: WRRF Rehabilitation of the Ash Handling Systems

Project Status: Future Planned - Within Five Year Plan

Class Lvl 1: Wastewater

Class Lvl 2: WRRF

Class Lvl 3: Residuals Management

Lookup Location: WRRF

☐ **Project New to CIP:**

- ☒ **Innovation**
- ☐ **WW Master Plan**
- ☐ **Water Master Plan Right Sizing**
- ☒ **Redundancy**
- ☐ **Linear Assets Outside of Facilities**
- ☐ **Predecessor Project(s)**



WRRF Rehabilitation of the Ash Handling Systems

Project Engineer/Manager: Chris Nastally

Director: Chris Nastally

Project Score

59.5

Problem Statement:

The ash systems convey and store ash for ultimate disposal. The incinerators cannot be used if both the systems are not working.

Scope of Work/Project Alternatives:

The scope of work will include study, design, and construction for the rehabilitation of the wet and dry ash systems. The scope will also include the piping, valves, isolation gates, vacuum pumps, air filters, HVAC, boilers, miscellaneous silo repairs (concrete, access, etc.) site work and drainage, and miscellaneous structural repairs (foot bridge, spalling concrete, etc.) at the dry ash handling system. It will also include the pumps, piping, and sluicing system at the wet ash system.

Other Important Info:

*Innovation note: Due to only 10-15 years remaining useful life on Complex I, reconsider recommissioning wet ash.

Project History: The C-I and C-II Incinerators have been the primary source for processing Biosolids at the GLWA WRF since the plant was first built. The original ash handling system was a wet ash/sluicing process. The dry ash system was constructed in the 1960s and expanded with the construction of the C-II Incinerators in the 1970s. The wet ash system has not been in use for o...See BCE Report for more information...

Project Title: WRRF Rehabilitation of the Ash Handling Systems

Current Expenses (All figures are in \$1,000's)

"Total Costs" include costs outside of the 10 year planning window

***Design & Construction costs are inclusive of salaries where salaries are not defined**

Activity Name	Total Costs	Actual Costs	Prior FYs	FY26	FY27	FY28	FY29	FY30	FY31	5 Year Total	FY32-36
GLWA Salaries	\$264	\$26	\$26	\$20	\$33	\$33	\$33	\$33	\$33	\$163	\$54
Design/Engineering (1803499)	\$125	\$125	\$125	\$0	\$0	\$0	\$0	\$0	\$0	\$0	\$0
Design/Engineering	\$1,600	\$0	\$0	\$280	\$513	\$282	\$0	\$143	\$143	\$1,082	\$239
Construction (Build) #1	\$5,200	\$15	\$15	\$0	\$0	\$0	\$0	\$1,413	\$1,413	\$2,827	\$2,358
Totals	\$7,188	\$166	\$166	\$300	\$545	\$315	\$33	\$1,589	\$1,589	\$4,071	\$2,651

Project Title: WRRF Biosolids Processing Improvements

Project Status: Project Execution - Design

Class Lvl 1: Wastewater

Class Lvl 2: WRRF

Class Lvl 3: Residuals Management

Lookup Location: WRRF

☐ **Project New to CIP:**

- ☒ **Innovation**
- ☒ **WW Master Plan**
- ☐ **Water Master Plan Right Sizing**
- ☐ **Redundancy**
- ☐ **Linear Assets Outside of Facilities**
- ☐ **Predecessor Project(s)**



WRRF Biosolids Processing Improvements

Project Engineer/Manager: Thomas Treacy

Director: Kevin Jankowski

Project Score

79.6

Problem Statement:

The Central Operating Facility (COF) includes three trains of live bottom sludge storage bins, lime silos, sludge/lime mixers and numerous belt and screw conveyors for truck loading. Lime can be added for odor reduction and the sludge landfilled or stabilized and land applied.

The Complex I incinerators were constructed in 1940 and include six, 11 hearth units with capacity of 10 wet tons/hr. These were decommissioned in early 2017.

Complex II Incineration was constructed in the 1970s and...See BCE Report for more information...

Scope of Work/Project Alternatives:

The project will construct one/or a mix of the following alternatives:

1. Mesophilic Anaerobic Digestion (MAD) of Thickened Primary Sludge (TPS) and Thickened Fermented Sludge (TFS) with centrifuge dewatering and drying at a rehabilitated Biosolids Drying Facility (BDF).
2. Sludge screening, pre-dewatering, and Thermal Hydrolysis Process (THP) of FS and MAD of hydrolyzed sludge and TPS. Centrifuge dewatering and drying of the digested sludge at a rehabilitated BDF.
3. Identical to Alt 2, but...See BCE Report for more information...

Other Important Info:

Sludge cake is discharged into the incinerators from the incinerator feed system, which consists of a live bottom hopper, transfer screw conveyors, a weighing belt conveyor, and a feed screw conveyor. From the incinerator feed system, the sludge enters the top of the incinerator and proceeds downward from one hearth to another as the sludge goes through the various stages of the combustion process, including drying, volatilization, burning of fixed carbon, ash cooling, and final discharge as as...See BCE Report for more information...

Project Title: WRRF Biosolids Processing Improvements

Current Expenses (All figures are in \$1,000's)

"Total Costs" include costs outside of the 10 year planning window

***Design & Construction costs are inclusive of salaries where salaries are not defined**

Activity Name	Total Costs	Actual Costs	Prior FYs	FY26	FY27	FY28	FY29	FY30	FY31	5 Year Total	FY32-36
GLWA Salaries	\$1,703	\$86	\$57	\$103	\$99	\$99	\$99	\$99	\$99	\$495	\$495
Professional Services (CS-272)	\$3	\$3	\$3	\$0	\$0	\$0	\$0	\$0	\$0	\$0	\$0
Professional Services (CS-166)	\$0	\$0	\$0	\$0	\$0	\$0	\$0	\$0	\$0	\$0	\$0
Design/Engineering	\$42,836	\$654	\$479	\$1,252	\$979	\$3,390	\$3,381	\$3,381	\$4,134	\$15,265	\$15,524
Construction	\$900,000	\$0	\$0	\$0	\$0	\$0	\$0	\$0	\$6,744	\$6,744	\$364,041
Totals	\$944,542	\$742	\$539	\$1,355	\$1,078	\$3,489	\$3,480	\$3,480	\$10,977	\$22,504	\$380,061

Project Title: Assessment and Rehabilitation of WRRF yard piping and underground utilities

Project Status: Project Execution - Construction

Class Lvl 1: Wastewater

Class Lvl 2: WRRF

Class Lvl 3: General Purpose

Lookup Location: WRRF

☐ **Project New to CIP:**

- ☒ **Innovation**
- ☒ **WW Master Plan**
- ☐ **Water Master Plan Right Sizing**
- ☒ **Redundancy**
- ☐ **Linear Assets Outside of Facilities**
- ☐ **Predecessor Project(s)**



Assessment and Rehabilitation of WRRF yard piping and underground utilities

Project Engineer/Manager: Greg Marker

Director: Chris Nastally

Project Score

79

Problem Statement:

Yard piping and underground utilities are vital to the operations of the WRRF. The integrity of these systems will be maintained with this project. The Secondary Water system needs to be relocated or completely refurbished to provide uninterrupted water for fire protection and process applications such as seal water to the pumps. Some of the yard piping is original to the plant and requires a condition assessment.

Scope of Work/Project Alternatives:

This project will include the study, design, and construction for the needed improvements to yard piping and underground utilities. This includes right sizing, as-built confirmation and condition assessment of our yard piping and underground utilities. It is possible that the secondary water system may need to be relocated. The distribution models for the water systems will also need to be updated. A redundant potable water feed to the WRRF will also be evaluated.

Other Important Info:

Reliable utility is a critical aspect of O&M for the facility and to avoid outages.

Project History: Some of the pipe lines at the WRRF have been in existence since the plant was built. As the plant has grown, so have the systems. In general, the majority of the changes to the multiple systems occurred when the specific buildings or components to the plant were built or renovated. Therefore, an evaluation and necessary replacement of these pipelines is needed.

Challenges: Maintaining ad...See BCE Report for more information...

Project Title: Assessment and Rehabilitation of WRRF yard piping and underground utilities

Current Expenses (All figures are in \$1,000's)

"Total Costs" include costs outside of the 10 year planning window

***Design & Construction costs are inclusive of salaries where salaries are not defined**

Activity Name	Total Costs	Actual Costs	Prior FYs	FY26	FY27	FY28	FY29	FY30	FY31	5 Year Total	FY32-36
GLWA Salaries	\$475	\$452	\$439	\$17	\$6	\$6	\$6	\$0	\$0	\$19	\$0
Professional Services	\$142	\$137	\$137	\$6	\$0	\$0	\$0	\$0	\$0	\$0	\$0
Design/Engineering (1903601)	\$7,517	\$4,697	\$4,552	\$1,039	\$641	\$643	\$641	\$0	\$0	\$1,926	\$0
Construction (Build) #1	\$25,875	\$18,094	\$17,346	\$5,451	\$3,078	\$0	\$0	\$0	\$0	\$3,078	\$0
Construction (Build) #2	\$4,000	\$0	\$0	\$567	\$1,143	\$1,146	\$1,143	\$0	\$0	\$3,433	\$0
Totals	\$38,008	\$23,379	\$22,473	\$7,079	\$4,869	\$1,796	\$1,791	\$0	\$0	\$8,456	\$0

Project Title: Rehabilitation of Screened Final Effluent (SFE) Pump Station

Project Status: Project Execution - Construction

Class Lvl 1: Wastewater

Class Lvl 2: WRRF

Class Lvl 3: General Purpose

Lookup Location: WRRF

☐ **Project New to CIP:**

- ☒ **Innovation**
- ☒ **WW Master Plan**
- ☐ **Water Master Plan Right Sizing**
- ☐ **Redundancy**
- ☐ **Linear Assets Outside of Facilities**
- ☐ **Predecessor Project(s)**



Rehabilitation of Screened Final Effluent (SFE) Pump Station

Project Engineer/Manager: Elizabeth Mann

Director: Chris Nastally

Project Score

63.2

Problem Statement:

The Screened Final Effluent (SFE) Pump Station provides SFE water to many of the GLWA WRRF treatment processes and needs to be completely rehabilitated to maintain uninterrupted supply of SFE water to these processes.

Scope of Work/Project Alternatives:

This project will include the study, design, and construction for the needed improvements to the SFE pump station. This includes required capacity, pumps, strainers, piping, controls, building improvements, and electrical supply. This will also include a study to evaluate the potential for replacing the secondary water with SFE utilization where feasible and an alternative analysis to the existing carrier water at chlorination/dechlorination facility, seal water, recovery needs which may incl...See BCE Report for more information...

Other Important Info:

*Innovation note: Optimizing of a valuable resource recovered for facility needs. Project History: The SFE pump station has eight pumps with a total capacity of approximately 135 MGD. Pumps 1,2,4, and 6 were installed in 1973, pumps 3 and 5 in 1980, and pumps 7 and 8 in 1998. The older pumps were rebuilt in 1998. Strainers have been reconditioned over time. Due to the critical nature of the SFE pump station a significant upgrade/rehabilitation is required. In addition, the two 5 kV transformer...See BCE Report for more information...

Project Title: Rehabilitation of Screened Final Effluent (SFE) Pump Station

Current Expenses (All figures are in \$1,000's)

"Total Costs" include costs outside of the 10 year planning window

***Design & Construction costs are inclusive of salaries where salaries are not defined**

Activity Name	Total Costs	Actual Costs	Prior FYs	FY26	FY27	FY28	FY29	FY30	FY31	5 Year Total	FY32-36
GLWA Salaries	\$592	\$121	\$101	\$128	\$143	\$144	\$76	\$0	\$0	\$363	\$0
Professional Services (CS-272)	\$466	\$466	\$466	\$0	\$0	\$0	\$0	\$0	\$0	\$0	\$0
Professional Services (1902721)	\$4	\$4	\$4	\$0	\$0	\$0	\$0	\$0	\$0	\$0	\$0
Design/Engineering (1802887)	\$29	\$29	\$29	\$0	\$0	\$0	\$0	\$0	\$0	\$0	\$0
Design/Engineering (CS-166)	\$1,174	\$151	\$151	\$338	\$438	\$246	\$0	\$0	\$0	\$685	\$0
Design/Engineering (2203638)	\$72	\$72	\$72	\$0	\$0	\$0	\$0	\$0	\$0	\$0	\$0
Construction (Build) #1	\$104,267	\$12,847	\$7,978	\$11,484	\$31,118	\$35,088	\$18,599	\$0	\$0	\$84,804	\$0
Totals	\$106,604	\$13,691	\$8,802	\$11,950	\$31,700	\$35,478	\$18,675	\$0	\$0	\$85,853	\$0

Project Title: WRRF Structural Improvements

Project Status: Project Execution - Construction

Class Lvl 1: Wastewater

Class Lvl 2: WRRF

Class Lvl 3: General Purpose

Lookup Location: WRRF

☐ **Project New to CIP:**

- ☐ **Innovation**
- ☐ **WW Master Plan**
- ☐ **Water Master Plan Right Sizing**
- ☐ **Redundancy**
- ☐ **Linear Assets Outside of Facilities**
- ☐ **Predecessor Project(s)**



WRRF Structural Improvements

Project Engineer/Manager: Kashmira Patel

Director: Chris Nastally

Project Score
64.4
Problem Statement:

The WRRF facilities are some of the oldest facilities within the GLWA infrastructure and are beyond their original design lives. In order to assure the safety of GLWA personnel working at the WRRF and to increase operational reliability, GLWA is initiating a long-term structural maintenance program. The program will start with a full structural needs assessment and a four-year program of implementing the highest priority repairs in order of priority.

Scope of Work/Project Alternatives:

The program will include a complete field assessment and structural condition report, classification of recommended repairs into levels of urgency, estimating quantities and the costs of repairs, developing a three-year repair program to address high priority repairs, design and implementation of repairs, preparation of as-built drawings and final project report. The Work includes improvements to be designed, administered, and constructed by the D/B Contractor including civil/site, architectura...See BCE Report for more information...

Other Important Info:

None

Project Title: WRRF Structural Improvements

Current Expenses (All figures are in \$1,000's)

"Total Costs" include costs outside of the 10 year planning window

***Design & Construction costs are inclusive of salaries where salaries are not defined**

Activity Name	Total Costs	Actual Costs	Prior FYs	FY26	FY27	FY28	FY29	FY30	FY31	5 Year Total	FY32-36
GLWA Salaries	\$371	\$67	\$64	\$129	\$169	\$8	\$0	\$0	\$0	\$177	\$0
Professional Services #1	\$73	\$73	\$73	\$0	\$0	\$0	\$0	\$0	\$0	\$0	\$0
Professional Services #2	\$690	\$690	\$690	\$0	\$0	\$0	\$0	\$0	\$0	\$0	\$0
Professional Services #3 (2202942)	\$417	\$0	\$0	\$417	\$0	\$0	\$0	\$0	\$0	\$0	\$0
Design/Engineering (CS-166)	\$230	\$218	\$138	\$92	\$0	\$0	\$0	\$0	\$0	\$0	\$0
Design-Build	\$13,389	\$10,085	\$8,586	\$2,874	\$1,838	\$91	\$0	\$0	\$0	\$1,929	\$0
Totals	\$15,169	\$11,133	\$9,551	\$3,513	\$2,007	\$99	\$0	\$0	\$0	\$2,106	\$0

Project Title: WRRF Utility Power Replacement

Project Status: Future Planned - Within Five Year Plan

Class Lvl 1: Wastewater

Class Lvl 2: WRRF

Class Lvl 3: General Purpose

Lookup Location: WRRF

☒ **Project New to CIP:**

- ☐ **Innovation**
- ☐ **WW Master Plan**
- ☐ **Water Master Plan Right Sizing**
- ☒ **Redundancy**
- ☐ **Linear Assets Outside of Facilities**
- ☐ **Predecessor Project(s)**


Project Engineer/Manager: Chris Nastally

Director: Chris Nastally

Project Score
0
Problem Statement:

DTE Power-Feed Replacement

Scope of Work/Project Alternatives:

Replacement of existing DTE Power feeders & Facility transformers.

Other Important Info:

--

Current Expenses (All figures are in \$1,000's)
"Total Costs" include costs outside of the 10 year planning window
***Design & Construction costs are inclusive of salaries where salaries are not defined**

Activity Name	Total Costs	Actual Costs	Prior FYs	FY26	FY27	FY28	FY29	FY30	FY31	5 Year Total	FY32-36
GLWA Salaries	\$106	\$0	\$0	\$18	\$35	\$36	\$18	\$0	\$0	\$89	\$0
Design/Engineering	\$125	\$0	\$0	\$125	\$0	\$0	\$0	\$0	\$0	\$0	\$0
Design-Build	\$10,500	\$0	\$0	\$1,101	\$3,757	\$3,768	\$1,874	\$0	\$0	\$9,399	\$0
Totals	\$10,731	\$0	\$0	\$1,244	\$3,793	\$3,803	\$1,891	\$0	\$0	\$9,487	\$0

Project Title: Oakwood District Intercommunity Relief Sewer Modification at Oakwood District

Project Status: Project Execution - Construction

Class Lvl 1: Wastewater

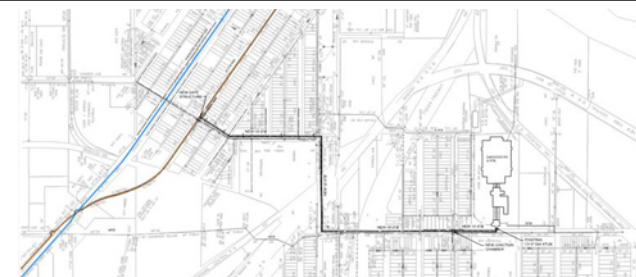
Class Lvl 2: Field Services

Class Lvl 3: Interceptor

Lookup Location: Oakwood District

☐ **Project New to CIP:**

- ☐ **Innovation**
- ☒ **WW Master Plan**
- ☐ **Water Master Plan Right Sizing**
- ☒ **Redundancy**
- ☒ **Linear Assets Outside of Facilities**
- ☐ **Predecessor Project(s)**



Oakwood District Intercommunity Relief Sewer Modification at Oakwood District

Project Engineer/Manager: Greg Marker

Director: Jason Edberg

Project Score

62.7

Problem Statement:

The Oakwood PS and CSO basin are currently under-utilized. Surcharging in Northwest Interceptor (NWI) has increased the CSOs and reduced the ability of customers to discharge into the NWI. A concept to isolate the downstream portion of the NWI from the WRRF and divert flow to the Oakwood PS was evaluated and refined under the Wastewater Master Plan Project (WWMP). The purpose of this project is to implement the WWMP recommended relief connection from the NWI to the Oakwood PS.

Scope of Work/Project Alternatives:

The scope of this project involves Study, Design, and Construction Phase Activities. The study phase will consist of determining the feasibility of advancing the project to the Design and Construction stages. Based on the efforts under the Study the Consultants will proceed with design and construction phase activities.

Other Important Info:

Challenges: Maintaining the wet weather contract capacities and adequate CSO treatment during extreme storm events and mitigating basement and street flooding in the District and intercommunity regional districts are the most significant challenges for the project to address. Other Important Info: The Oakwood District is located in the southwest portion of the City of Detroit covering an area of 1,520 acres. Some areas of the District are situated in relatively low-lying, flood prone topograp...See BCE Report for more information...

Project Title: Oakwood District Intercommunity Relief Sewer Modification at Oakwood District

Current Expenses (All figures are in \$1,000's)

"Total Costs" include costs outside of the 10 year planning window

***Design & Construction costs are inclusive of salaries where salaries are not defined**

Activity Name	Total Costs	Actual Costs	Prior FYs	FY26	FY27	FY28	FY29	FY30	FY31	5 Year Total	FY32-36
GLWA Salaries	\$657	\$614	\$556	\$78	\$17	\$4	\$1	\$0	\$0	\$23	\$0
Professional Services (2202942)	\$315	\$0	\$0	\$52	\$105	\$105	\$53	\$0	\$0	\$263	\$0
Design/Engineering (2002655)	\$13,584	\$5,384	\$3,998	\$2,671	\$2,952	\$2,960	\$1,003	\$0	\$0	\$6,915	\$0
Construction (Build) #1	\$73,509	\$19,606	\$10,752	\$31,640	\$18,009	\$10,734	\$2,374	\$0	\$0	\$31,116	\$0
Totals	\$88,064	\$25,603	\$15,306	\$34,442	\$21,082	\$13,803	\$3,431	\$0	\$0	\$38,316	\$0

Project Title: Detroit River Interceptor (DRI) Evaluation and Rehabilitation

Project Status: Project Execution - Construction

Class Lvl 1: Wastewater

Class Lvl 2: Field Services

Class Lvl 3: Interceptor

Lookup Location: Detroit River Interceptor

☐ **Project New to CIP:**

- ☐ **Innovation**
- ☐ **WW Master Plan**
- ☐ **Water Master Plan Right Sizing**
- ☒ **Redundancy**
- ☒ **Linear Assets Outside of Facilities**
- ☐ **Predecessor Project(s)**



Detroit River Interceptor (DRI) Evaluation and Rehabilitation

Project Engineer/Manager: Mini Panicker

Director: Biren Saparia

Project Score

66.4

Problem Statement:

The DRI was constructed under multiple contracts from the 1910's to the 1930's and has been in service since that time. Between 2012 and 2016, a visual inspection was completed of the DRI beginning at Alter Road and extending to near the WRRF. Significant distress was observed in some sections of the DRI during these inspections, and by 2017, it was clear that a major rehabilitation of the interceptor was necessary to prevent further deterioration and to limit the potential for catastrophic failure. See BCE Report for more information...

Scope of Work/Project Alternatives:

Even though the original scope of work was for the rehabilitation of the entire DRI, due to coordination issues with CON-2103350 and OMIDD NIEA Contract 2B, GLWA has directed DB-226 contractor to eliminate the scope of work in the remaining work area extending from W. Grand Blvd. to PS-1. CON-2103350 is now projecting to be in the Pump Station 1 lower wet well through August 2026. Of the 65,748 linear feet of Detroit River Interceptor, a total of 49,317 linear feet have been successfully rehabilitated. See BCE Report for more information...

Other Important Info:

Challenges: DRI had significant flow control challenges for both inspection and rehabilitation. As part of this project major flow control structures were constructed to meet these challenges.

Project Title: Detroit River Interceptor (DRI) Evaluation and Rehabilitation

Current Expenses (All figures are in \$1,000's)

"Total Costs" include costs outside of the 10 year planning window

***Design & Construction costs are inclusive of salaries where salaries are not defined**

Activity Name	Total Costs	Actual Costs	Prior FYs	FY26	FY27	FY28	FY29	FY30	FY31	5 Year Total	FY32-36
GLWA Salaries	\$2,048	\$361	\$361	\$122	\$163	\$164	\$163	\$163	\$163	\$816	\$749
Construction (DB-226)	\$86,231	\$73,254	\$72,259	\$8,764	\$5,208	\$0	\$0	\$0	\$0	\$5,208	\$0
Design-Build # 2 (CON-183)	\$4,408	\$4,408	\$4,408	\$0	\$0	\$0	\$0	\$0	\$0	\$0	\$0
TBD/Unallocated	\$21,015	\$0	\$0	\$0	\$0	\$0	\$0	\$0	\$2,049	\$2,049	\$18,966
Totals	\$113,702	\$78,023	\$77,029	\$8,886	\$5,371	\$164	\$163	\$163	\$2,213	\$8,073	\$19,714

Project Title: North Interceptor East Arm (NIEA) 7 Mile Road Diversion Structure

Project Status: Project Execution - Construction
Class Lvl 1: Wastewater
Class Lvl 2: Field Services
Class Lvl 3: Interceptor
Lookup Location: 7 Mile & Outer Drive E
☐ **Project New to CIP:**

- ☐ Innovation
- ☒ **WW Master Plan**
- ☐ **Water Master Plan Right Sizing**
- ☒ **Redundancy**
- ☒ **Linear Assets Outside of Facilities**
- ☐ **Predecessor Project(s)**



North Interceptor East Arm

Project Engineer/Manager: Jody Caldwell

Director: Chris Nastally

Project Score

63.9

Problem Statement:

Oakland-Macomb Interceptor Drain Drainage District's (OMIDDD) is proposing new flow controls within the NIEA near 7-Mile, as part of the repair work currently being designed by OMIDDD within the NIEA upstream of Meldrum.

There are four sewer connections through which wastewater is discharged into the NIEA. On the upstream end of the NIEA, the OMIDDD discharges wastewater from the NESPS. Downstream of the NESPS, there are three gated drop connections to the NIEA at its crossings with the Firs...See BCE Report for more information...

Scope of Work/Project Alternatives:

The scope of work consists of the construction of a new flow control structure and automation of an existing flow control gate at the point of connection between the NIEA and the 7-Mile Relief Sewer.

This project is being undertaken by OMIDDD as part of their planned NIEA rehabilitation work. GLWA is currently considering cost sharing options for this project as GLWA believes this automated gate structure has operational benefit.

GLWA has evaluated the benefit of the automated gate stru...See BCE Report for more information...

Other Important Info:

Within Section 6.11 Collection System Redundancy Assessment of the Wastewater Master Plan, identifies the NIEA diversion at 7-Mile Road as a dry weather flow redundancy need.

Project is not scored by the risk committee since it is critical or for emergency repairs. OMID will manage the project and GLWA will provide a portion of the overall funding.

Current Expenses (All figures are in \$1,000's)

"Total Costs" include costs outside of the 10 year planning window

***Design & Construction costs are inclusive of salaries where salaries are not defined**

Activity Name	Total Costs	Actual Costs	Prior FYs	FY26	FY27	FY28	FY29	FY30	FY31	5 Year Total	FY32-36
GLWA Salaries	\$50	\$0	\$0	\$50	\$0	\$0	\$0	\$0	\$0	\$0	\$0
Construction	\$4,500	\$3,375	\$2,250	\$2,250	\$0	\$0	\$0	\$0	\$0	\$0	\$0
Totals	\$4,549	\$3,375	\$2,250	\$2,300	\$0	\$0	\$0	\$0	\$0	\$0	\$0

Project Title: Conner Creek Pump Station Improvements

Project Status: Project Execution - Construction

Class Lvl 1: Wastewater

Class Lvl 2: Systems Control Center

Class Lvl 3: Pump Stations

Lookup Location: Conner Creek & Freud Pump Stations

☐ **Project New to CIP:**

- ☐ **Innovation**
- ☐ **WW Master Plan**
- ☐ **Water Master Plan Right Sizing**
- ☒ **Redundancy**
- ☐ **Linear Assets Outside of Facilities**
- ☐ **Predecessor Project(s)**



Conner Creek Pump Station Improvements

Project Engineer/Manager: Paul Ransom

Director: Chris Nastally

Project Score

94.1

Problem Statement:

Connor pump stations experience reliability challenges associated with the age of the equipment. The wet well cannot be isolated from the influent collection system to allow for inspection and maintenance. Modifications and improvements to this pump station are necessary to protect the health, safety, and welfare of the residents. The primary objective of this project is the study of the overall performance of Connor Creek pump station, developing the design, and building an operational strateg...See BCE Report for more information...

Scope of Work/Project Alternatives:

Provide a basis of design, and final design for an operational strategy to optimize the utilization of Connor Creek pumping station in relation to its operation with the Freud pumping station and the Connor Creek Retention Treatment Basin. Provide construction of the project and construction assistance during construction.

Other Important Info:

Challenges: Meeting the collection system transport capacity during the construction.

Project History: The Connor Creek Pump Station (CCPS) was originally built in 1928 with four storm water pumps, each with a rated capacity of 500 cubic feet per second (cfs). The CCPS was expanded in 1940 adding four more pumps of the same capacity. The pump station currently has a total capacity of 4,000 cfs and a firm capacity of 3,500 cfs. The pumps are primed using a vacuum system that relies on the f...See BCE Report for more information...

Project Title: Conner Creek Pump Station Improvements

Current Expenses (All figures are in \$1,000's)

"Total Costs" include costs outside of the 10 year planning window


***Design & Construction costs are inclusive of salaries where salaries are not defined**

Activity Name	Total Costs	Actual Costs	Prior FYs	FY26	FY27	FY28	FY29	FY30	FY31	5 Year Total	FY32-36
GLWA Salaries	\$7,630	\$2,899	\$2,876	\$324	\$402	\$403	\$402	\$402	\$402	\$2,013	\$2,014
Professional Services	\$49	\$49	\$49	\$0	\$0	\$0	\$0	\$0	\$0	\$0	\$0
Professional Services (CS-272)	\$3	\$3	\$3	\$0	\$0	\$0	\$0	\$0	\$0	\$0	\$0
Design/Engineering (CS-120)	\$20,764	\$16,352	\$16,157	\$195	\$634	\$321	\$111	\$446	\$446	\$1,957	\$2,230
Design/Engineering (MISC)	\$8	\$8	\$8	\$0	\$0	\$0	\$0	\$0	\$0	\$0	\$0
Construction (Build) # 1 (CON-109)	\$5,086	\$5,086	\$5,086	\$0	\$0	\$0	\$0	\$0	\$0	\$0	\$0
Construction (Phase 2) - Freud Pump Station	\$2,493	\$2,493	\$2,493	\$0	\$0	\$0	\$0	\$0	\$0	\$0	\$0
Construction (Phase 3) - Connor Pump Station	\$37,196	\$0	\$0	\$5,549	\$15,652	\$12,130	\$3,865	\$0	\$0	\$31,647	\$0
Construction (2302739)	\$0	\$0	\$0	\$0	\$0	\$0	\$0	\$0	\$0	\$0	\$0
Construction (1900318)	\$0	\$0	\$0	\$0	\$0	\$0	\$0	\$0	\$0	\$0	\$0
Construction	\$116,366	\$0	\$0	\$0	\$7,529	\$28,911	\$44,547	\$49,328	\$40,760	\$171,075	\$92,130
Totals	\$348,098	\$26,889	\$26,672	\$6,068	\$24,217	\$41,766	\$48,926	\$50,176	\$41,608	\$206,692	\$96,374

Project Title: Freud Pump Station Improvements

Project Status: Project Execution - Construction
Class Lvl 1: Wastewater
Class Lvl 2: Systems Control Center
Class Lvl 3: Pump Stations
Lookup Location: Freud Pump Station
☐ **Project New to CIP:**

- ☐ **Innovation**
- ☐ **WW Master Plan**
- ☐ **Water Master Plan Right Sizing**
- ☒ **Redundancy**
- ☐ **Linear Assets Outside of Facilities**
- ☐ **Predecessor Project(s)**



Freud Pump Station Improvements

Project Engineer/Manager: Paul Ransom

Director: Chris Nastally

Project Score
0
Problem Statement:

Freud pump station experiences reliability challenges associated with the age of the equipment. The wet well cannot be isolated from the influent collection system to allow for inspection and maintenance or storm pumps. Modifications and improvements to this pump station is necessary to protect the health, safety, and welfare of the residents.

Scope of Work/Project Alternatives:

Provide a basis of design, and final design for an operational strategy to optimize the utilization of interconnected piping and operation for Freud Sewage Pumping Station. Provide construction of the project and construction assistance during construction.

Other Important Info:

Challenges: Meeting the collection system transport capacity during the construction.

Current Expenses (All figures are in \$1,000's)

"Total Costs" include costs outside of the 10 year planning window

***Design & Construction costs are inclusive of salaries where salaries are not defined**

Activity Name	Total Costs	Actual Costs	Prior FYs	FY26	FY27	FY28	FY29	FY30	FY31	5 Year Total	FY32-36
GLWA Salaries	\$1,247	\$270	\$267	\$162	\$213	\$214	\$213	\$177	\$0	\$817	\$0
Contractual Professional Services	\$119	\$119	\$0	\$119	\$0	\$0	\$0	\$0	\$0	\$0	\$0
Design/Engineering (Freud)	\$3,647	\$1,551	\$1,161	\$733	\$457	\$459	\$457	\$381	\$0	\$1,754	\$0
Construction (Freud)	\$145,719	\$17,859	\$11,753	\$36,847	\$48,804	\$36,711	\$11,604	\$0	\$0	\$97,120	\$0
Totals	\$150,731	\$19,799	\$13,180	\$37,860	\$49,475	\$37,383	\$12,274	\$558	\$0	\$99,691	\$0

Project Title: Rouge River In-system Storage Devices

Project Status: Future Planned - Ten Year CIP

Class Lvl 1: Wastewater

Class Lvl 2: Systems Control Center

Class Lvl 3: In System Devices (Dams, ISD's)

Lookup Location: Rouge Riiver

☐ **Project New to CIP:**

- ☐ **Innovation**
- ☒ **WW Master Plan**
- ☐ **Water Master Plan Right Sizing**
- ☐ **Redundancy**
- ☐ **Linear Assets Outside of Facilities**
- ☐ **Predecessor Project(s)**



Rouge River In-system

Project Engineer/Manager: Chris Nastally

Director: Chris Nastally

Project Score

88.2

Problem Statement:

The Rouge River receives untreated CSO discharges from GLWA CSO outfalls and outfalls from other Member combined sewer systems during wet weather. CSO control strategies that deal with first flush capture from small storms is typically a cost-effective implementation step in an overall CSO control program. Studies for the Wastewater Master Plan have shown the effectiveness of controlling first flush for small storms using receiving water modeling. Nine (9) locations on DWSD trunk sewers eas...See BCE Report for more information...

Scope of Work/Project Alternatives:

Perform sewer inspections, utility survey, and flow metering to establish and prioritize the siting of 9 new In-System Storage Devices (ISD)

Perform preliminary and final design of the ISDs, including upstream and downstream access points, power supply and instrumentation.

Construct 9 new inflatable dam in-system storage devices (ISD). Modify existing manholes or construct new access points upstream and downstream of each ISD. Provide electrical power, above ground structures for pneum...See BCE Report for more information...

Other Important Info:

The new ISD devices would be installed in trunk sewers owned and operated by DWSD. These are not GLWA leased sewers. A legal agreement may need to be prepared for GLWA to construct, operate, and maintain.

Project Title: Rouge River In-system Storage Devices

Current Expenses (All figures are in \$1,000's)

"Total Costs" include costs outside of the 10 year planning window

***Design & Construction costs are inclusive of salaries where salaries are not defined**

Activity Name	Total Costs	Actual Costs	Prior FYs	FY26	FY27	FY28	FY29	FY30	FY31	5 Year Total	FY32-36
GLWA Salaries	\$497	\$0	\$0	\$0	\$0	\$0	\$0	\$0	\$0	\$0	\$103
Design/Engineering	\$8,839	\$0	\$0	\$0	\$0	\$0	\$0	\$0	\$0	\$0	\$5,481
Construction (Build) #1	\$72,000	\$0	\$0	\$0	\$0	\$0	\$0	\$0	\$0	\$0	\$3,626
Totals	\$81,335	\$0	\$0	\$0	\$0	\$0	\$0	\$0	\$0	\$0	\$9,211

Project Title: Sewer and Interceptor Rehabilitation Program

Project Status: Future Planned - Ten Year CIP

Class Lvl 1: Wastewater

Class Lvl 2: Programs

Class Lvl 3: Programs

Lookup Location: Sewers and Interceptors

☐ **Project New to CIP:**

- ☐ **Innovation**
- ☐ **WW Master Plan**
- ☐ **Water Master Plan Right Sizing**
- ☒ **Redundancy**
- ☒ **Linear Assets Outside of Facilities**
- ☐ **Predecessor Project(s)**



Sewer and Interceptor Rehabilitation Program

Project Engineer/Manager: Jason Edberg

Director: Chris Nastally

Project Score

0

Problem Statement:

The GLWA Collection System consists of approximately 190 miles of pipelines and associated manholes. The Linear System Integrity Plan (LSIP) will work on assessment of all of the regional collection system and categorization of defects and prioritization of defect repair to ensure proper operation of the collection system. As the LSIP is completed, this program will be updated.

Scope of Work/Project Alternatives:

This program has been previously informed from O&M CCTV. However, going forward, this program will be informed by LSIP and O&M inspection and a budget will be established to effectuate necessary capital improvements to the system along with projects creation.

Other Important Info:

Challengers: Large sewers and interceptors may have flow control challenges for both inspection and rehabilitation.

Project History: The installation of some of these interceptors and sewers dates back to 1912 under various contracts. Condition assessment of sewers to assess the existing conditions are necessary and will be done every 5 to 7 years. Recommendations from these inspections may indicate further need for cleaning, rehabilitation or replacement.

Project Title: Sewer and Interceptor Rehabilitation Program

Current Expenses (All figures are in \$1,000's)

"Total Costs" include costs outside of the 10 year planning window

***Design & Construction costs are inclusive of salaries where salaries are not defined**

Activity Name	Total Costs	Actual Costs	Prior FYs	FY26	FY27	FY28	FY29	FY30	FY31	5 Year Total	FY32-36
GLWA Salaries	\$0	\$0	\$0	\$0	\$0	\$0	\$0	\$0	\$0	\$0	\$0
Professional Services	\$0	\$0	\$0	\$0	\$0	\$0	\$0	\$0	\$0	\$0	\$0
Design/Engineering	\$0	\$0	\$0	\$0	\$0	\$0	\$0	\$0	\$0	\$0	\$0
TBD/Unallocated	\$0	\$0	\$0	\$0	\$0	\$0	\$0	\$0	\$0	\$0	\$0
Construction	\$81,500	\$0	\$0	\$0	\$0	\$0	\$0	\$0	\$0	\$0	\$81,500
Totals	\$81,500	\$0	\$0	\$0	\$0	\$0	\$0	\$0	\$0	\$0	\$81,500

Project Title: CON-149, Emergency Sewer Repair

Project Status: Project Execution - Pending Closeout

Class Lvl 1: Wastewater


Class Lvl 2: Programs

Class Lvl 3: Programs

Lookup Location: Sewers and Interceptors

☐ **Project New to CIP:**

- ☐ **Innovation**
- ☐ **WW Master Plan**
- ☐ **Water Master Plan Right Sizing**
- ☐ **Redundancy**
- ☒ **Linear Assets Outside of Facilities**
- ☐ **Predecessor Project(s)**



CON-149, Emergency Sewer Repair

Project Engineer/Manager: Mini Panicker

Director: Biren Saparia

Project Score

76.9

Problem Statement:

Most of the GLWA existing sewers within the collection system are older than 80 years. Due to the age and deterioration of the sewer pipes, immediate repair and/or rehabilitation is often required. This project will encompass all work as may be necessary to inspect, assess, rehabilitate, replace, and repair large diameter sewers and appurtenances on an emergency or urgent basis as directed by GLWA.

Scope of Work/Project Alternatives:

This is to address any immediate/urgent rehabilitation/repair needs for the GLWA Collection System

Other Important Info:

Challenges: Large sewers and interceptors may have flow control challenges for both inspection and rehabilitation.

Project Title: CON-149, Emergency Sewer Repair

Current Expenses (All figures are in \$1,000's)

"Total Costs" include costs outside of the 10 year planning window

***Design & Construction costs are inclusive of salaries where salaries are not defined**

Activity Name	Total Costs	Actual Costs	Prior FYs	FY26	FY27	FY28	FY29	FY30	FY31	5 Year Total	FY32-36
GLWA Salaries	\$144	\$144	\$144	\$0	\$0	\$0	\$0	\$0	\$0	\$0	\$0
Professional Services (CS-272)	\$221	\$221	\$221	\$0	\$0	\$0	\$0	\$0	\$0	\$0	\$0
Professional Services (CS-166)	\$79	\$79	\$79	\$0	\$0	\$0	\$0	\$0	\$0	\$0	\$0
Design/Engineering (CS-168)	\$2,509	\$2,509	\$2,497	\$13	\$0	\$0	\$0	\$0	\$0	\$0	\$0
Construction (CON-149)	\$35,829	\$35,829	\$35,829	\$0	\$0	\$0	\$0	\$0	\$0	\$0	\$0
Totals	\$38,781	\$38,781	\$38,769	\$13	\$0	\$0	\$0	\$0	\$0	\$0	\$0

Project Title: Conveyance System Engineering Services-1802575

Project Status: Project Execution - Construction

Class Lvl 1: Wastewater


Class Lvl 2: Programs

Class Lvl 3: Programs

Lookup Location: Sewers and Interceptors

☐ **Project New to CIP:**

- ☐ **Innovation**
- ☐ **WW Master Plan**
- ☐ **Water Master Plan Right Sizing**
- ☐ **Redundancy**
- ☒ **Linear Assets Outside of Facilities**
- ☐ **Predecessor Project(s)**



Conveyance System Engineering Services-1802575

Project Engineer/Manager: Greg Marker

Director: Chris Nastally

Project Score

78.3

Problem Statement:

As part of the baseline condition assessment, the trunk sewers and interceptors were inspected for structural integrity and maintenance issues in accordance with the National Association of Sewer Service Companies (NASSCO) standards. The purpose of this project is to provide Engineering Services to evaluate the inspection results and recommend the best rehabilitation methods and to provide construction assistance for the Woodward Sewer and Connors Creek Sewer Systems.

Scope of Work/Project Alternatives:

Evaluate the existing conditions of the Woodward Sewer System and Connors Creek Sewer System and provide the design for both projects. In addition, provide for the construction of Conner Creek.

Other Important Info:

Challenges: These are large sewers and may have flow control challenges for both inspection and rehabilitation.

Project Title: Conveyance System Engineering Services-1802575

Current Expenses (All figures are in \$1,000's)

"Total Costs" include costs outside of the 10 year planning window

***Design & Construction costs are inclusive of salaries where salaries are not defined**

Activity Name	Total Costs	Actual Costs	Prior FYs	FY26	FY27	FY28	FY29	FY30	FY31	5 Year Total	FY32-36
GLWA Salaries	\$500	\$79	\$79	\$295	\$125	\$0	\$0	\$0	\$0	\$125	\$0
Professional Services (CS-272)	\$2	\$2	\$2	\$0	\$0	\$0	\$0	\$0	\$0	\$0	\$0
Professional Services (CS-166)	\$6	\$6	\$6	\$0	\$0	\$0	\$0	\$0	\$0	\$0	\$0
Design/Engineering (1802575)	\$5,248	\$5,013	\$4,448	\$799	\$0	\$0	\$0	\$0	\$0	\$0	\$0
Construction (Build) #1	\$49,576	\$35,159	\$34,092	\$4,392	\$11,092	\$0	\$0	\$0	\$0	\$11,092	\$0
Totals	\$55,331	\$40,259	\$38,628	\$5,487	\$11,217	\$0	\$0	\$0	\$0	\$11,217	\$0

Project Title: NWI Rehabilitation

Project Status: Project Execution -
Pending Closeout

Class Lvl 1: Wastewater

Class Lvl 2: Programs

Class Lvl 3: Programs

Lookup Location: Sewers and
Interceptors

☐ **Project New to CIP:**

- ☐ Innovation
- ☐ WW Master Plan
- ☐ Water Master Plan Right Sizing
- ☐ Redundancy
- ☒ Linear Assets Outside of Facilities
- ☐ Predecessor Project(s)



NWI Rehabilitation

Project Engineer/Manager: Greg Marker

Director: Chris Nastally

Project Score

60.3

Problem Statement:

The North West Interceptor (NWI) was constructed between 1928 and 1950 and is unique among the GLWA interceptors in that the NWI diameter reduces in size at certain locations to restrict downstream conveyance to the Water Resource Recovery Facility (WRRF). Review of available CCTV and PACP information and man entry inspection have indicated a need for ongoing maintenance, typically consisting of spot repairs and debris removal.

Scope of Work/Project Alternatives:

Scope of work is the rehabilitation of NWI from Eight Mile to Tireman. The work includes mainly debris removal, deep concrete repairs, brick repairs, tuck pointing etc. to reduce infiltration and to increase the conveyance capacity.

Other Important Info:

Two flow control structures were constructed under CON-149 contract to facilitate condition assessment and rehabilitation for portions of the NWI south of McNichols

Current Expenses (All figures are in \$1,000's)

"Total Costs" include costs outside of the 10 year planning window

***Design & Construction costs are inclusive of salaries where salaries are not defined**

Activity Name	Total Costs	Actual Costs	Prior FYs	FY26	FY27	FY28	FY29	FY30	FY31	5 Year Total	FY32-36
GLWA Salaries	\$37	\$34	\$34	\$3	\$0	\$0	\$0	\$0	\$0	\$0	\$0
Design/Engineering (CS-168)	\$1,204	\$1,204	\$1,204	\$0	\$0	\$0	\$0	\$0	\$0	\$0	\$0
Construction	\$7,873	\$5,338	\$5,338	\$2,534	\$0	\$0	\$0	\$0	\$0	\$0	\$0
Totals	\$9,114	\$6,576	\$6,577	\$2,538	\$0	\$0	\$0	\$0	\$0	\$0	\$0

Project Title: Conveyance System Repairs (Sewers)

Project Status: Project Execution - Construction

Class Lvl 1: Wastewater


Class Lvl 2: Programs

Class Lvl 3: Programs

Lookup Location: Sewers and Interceptors

☐ **Project New to CIP:**

- ☐ Innovation
- ☐ WW Master Plan
- ☐ Water Master Plan Right Sizing
- ☐ Redundancy
- ☒ Linear Assets Outside of Facilities
- ☐ Predecessor Project(s)



Conveyance System Repairs (Sewers)

Project Engineer/Manager: Jason Edberg

Director: Jason Edberg

Project Score
57.6
Problem Statement:

Rehabilitation program of the existing sewers and interceptors is identified after the the baseline condition assessment. This project is for the rehabilitation of Brush/Bates, Joy Road, & Seven Mile Sewers to extend their service lives and to maximize their transportation capacities.

Scope of Work/Project Alternatives:

Study, design, and construction assistance services associated with reviewing and supplementing information gathered from recent sewer inspections, identifying all required repairs, creating construction documents for repairs, and providing construction phase assistance during the implementation of the repairs for Brush/Bates, Joy Road, & Seven Mile Sewers.

Other Important Info:

This Engineering Services contract also encompasses the remaining CSO outfalls which is being funded by the Outfall Program, 260510

Current Expenses (All figures are in \$1,000's)

"Total Costs" include costs outside of the 10 year planning window

***Design & Construction costs are inclusive of salaries where salaries are not defined**

Activity Name	Total Costs	Actual Costs	Prior FYs	FY26	FY27	FY28	FY29	FY30	FY31	5 Year Total	FY32-36
GLWA Salaries	\$407	\$42	\$40	\$77	\$101	\$101	\$88	\$0	\$0	\$290	\$0
Design/Engineering Phase #1 (2003443)	\$3,108	\$1,589	\$1,744	\$546	\$819	\$0	\$0	\$0	\$0	\$819	\$0
Design/Engineering Phase #2	\$1,250	\$0	\$0	\$210	\$361	\$362	\$316	\$0	\$0	\$1,040	\$0
Construction Phase #1	\$8,970	\$8,970	\$8,970	\$0	\$0	\$0	\$0	\$0	\$0	\$0	\$0
Construction Phase #2	\$9,810	\$0	\$0	\$0	\$6,195	\$3,615	\$0	\$0	\$0	\$9,810	\$0
Totals	\$23,545	\$10,600	\$10,754	\$833	\$7,476	\$4,079	\$404	\$0	\$0	\$11,959	\$0

Project Title: Rehabilitation of Woodward Sewer Systems

Project Status: Project Execution - Construction

Class Lvl 1: Wastewater

Class Lvl 2: Programs

Class Lvl 3: Programs

Lookup Location: Sewers and Interceptors

☐ **Project New to CIP:**

- ☐ **Innovation**
- ☐ **WW Master Plan**
- ☐ **Water Master Plan Right Sizing**
- ☐ **Redundancy**
- ☒ **Linear Assets Outside of Facilities**
- ☐ **Predecessor Project(s)**



Rehabilitation of Woodward Sewer Systems

Project Engineer/Manager: Greg Marker

Director: Chris Nastally

Project Score

76.8

Problem Statement:

During the initial condition assessment, Woodward Sewer was ranked higher in the rehabilitation list since there were several grade 3, 4 and 5 defects, root intrusions, as well as instances of missing bricks and infiltration throughout the pipe segments. This rehabilitation is essential to optimize the transportation capacity of the Woodward Sewer and the GLWA collection system and to increase its life expectancy

Scope of Work/Project Alternatives:

The scope of work to be performed on this project includes rehabilitation of existing sewers along Woodward Avenue in Detroit, MI from McNichols Road at the north end to the location of the B-21 regulator south of Jefferson Avenue. In addition it includes two segments that connect to the sewer on Woodward Avenue will be rehabilitated:
1. Woodward Extension-just north of the Detroit-Highland Park city border on Highland Street west from Woodward Avenue to a parallel sewer line running south on...See BCE Report for more information...

Other Important Info:

NA

Project Title: Rehabilitation of Woodward Sewer Systems

Current Expenses (All figures are in \$1,000's)

"Total Costs" include costs outside of the 10 year planning window

***Design & Construction costs are inclusive of salaries where salaries are not defined**

Activity Name	Total Costs	Actual Costs	Prior FYs	FY26	FY27	FY28	FY29	FY30	FY31	5 Year Total	FY32-36
GLWA Salaries	\$94	\$89	\$89	\$5	\$0	\$0	\$0	\$0	\$0	\$0	\$0
Professional Services	\$542	\$542	\$542	\$0	\$0	\$0	\$0	\$0	\$0	\$0	\$0
Design/Engineering #2	\$3,117	\$2,907	\$2,897	\$220	\$0	\$0	\$0	\$0	\$0	\$0	\$0
Design/Engineering #1	\$0	\$0	\$0	\$0	\$0	\$0	\$0	\$0	\$0	\$0	\$0
Construction	\$18,695	\$16,044	\$16,044	\$2,651	\$0	\$0	\$0	\$0	\$0	\$0	\$0
Construction Property Acquisition	\$21	\$21	\$21	\$0	\$0	\$0	\$0	\$0	\$0	\$0	\$0
Totals	\$22,468	\$19,603	\$19,593	\$2,876	\$0	\$0	\$0	\$0	\$0	\$0	\$0

Project Title: Sewer Rehabilitation and Repair

Project Status: Project Execution - Construction

Class Lvl 1: Wastewater

Class Lvl 2: Programs

Class Lvl 3: Programs

Lookup Location: Sewers and Interceptors

☐ **Project New to CIP:**

- ☐ Innovation
- ☐ WW Master Plan
- ☐ Water Master Plan Right Sizing
- ☐ Redundancy
- ☒ Linear Assets Outside of Facilities
- ☐ Predecessor Project(s)



Sewer Rehabilitation and Repair

Project Engineer/Manager: Jason Edberg

Director: Biren Saparia

Project Score
61.3
Problem Statement:

GLWA collection system has a network of aging and deteriorated sewers. Due to the age and deterioration, immediate sewer repair/rehabilitation services are often necessary to avoid basement flooding and maintain the flows within the wastewater conveyance system. This contract is to continue the as needed sewer repairs, inspection, and rehabilitations to help GLWA optimize the collection system capacity.

Scope of Work/Project Alternatives:

Scope of work to be performed under this contract includes as needed repair, inspection, heavy cleaning, and rehabilitation to bring back the sewer system to its normal capacity and function and to avoid collapse.

Other Important Info:

This is a replacement contract for the current CON-149.

Current Expenses (All figures are in \$1,000's)

"Total Costs" include costs outside of the 10 year planning window

***Design & Construction costs are inclusive of salaries where salaries are not defined**

Activity Name	Total Costs	Actual Costs	Prior FYs	FY26	FY27	FY28	FY29	FY30	FY31	5 Year Total	FY32-36
GLWA Salaries	\$225	\$19	\$19	\$206	\$0	\$0	\$0	\$0	\$0	\$0	\$0
Construction	\$19,345	\$17,507	\$7,844	\$11,501	\$0	\$0	\$0	\$0	\$0	\$0	\$0
Totals	\$19,570	\$17,526	\$7,863	\$11,707	\$0	\$0	\$0	\$0	\$0	\$0	\$0

Project Title: Rehabilitation of GLWA Sewers; Ashland Relief, Linwood, Lonyo, Second Avenue, and Shiawassee

Project Status: Project Execution - Design

Class Lvl 1: Wastewater

Class Lvl 2: Programs

Class Lvl 3: Programs

Lookup Location: Multiple Locations

☐ **Project New to CIP:**

- ☐ **Innovation**
- ☐ **WW Master Plan**
- ☐ **Water Master Plan Right Sizing**
- ☐ **Redundancy**
- ☒ **Linear Assets Outside of Facilities**
- ☐ **Predecessor Project(s)**



South side gates

Project Engineer/Manager: Greg Marker

Director: Chris Nastally

Project Score

59.6

Problem Statement:

When GLWA performed the condition assessment and prioritization of the collection system sewers, Ashland Relief, Linwood, Lonyo, Second Avenue, and Shiawassee fell among the top 20 due for rehabilitation. They revealed infiltration drippers, runners, gushers, and heavy sediment deposits throughout. To optimize the collection system capacity, to prevent additional degradation, and to extend the reliable useful life of these sewers, this project is initiated.

Scope of Work/Project Alternatives:

Scope of work include professional engineering services for the rehabilitation and eventual constructions as necessary to repair and rehabilitate these five (5) sewers, and their associated manholes and other structures.

Other Important Info:

Anticipating at least 2 construction projects from this CIP. 2024-05-02 GJM- Lonyo is being broken out into its own project. A large amount of debris is being quantified by MSI as the design goes from 60 to 90%. This has increased the estimate for Lonyo to \$26 mill as of now.

Project Title: Rehabilitation of GLWA Sewers; Ashland Relief, Linwood, Lonyo, Second Avenue, and Shiawassee

Current Expenses (All figures are in \$1,000's)

"Total Costs" include costs outside of the 10 year planning window

***Design & Construction costs are inclusive of salaries where salaries are not defined**

Activity Name	Total Costs	Actual Costs	Prior FYs	FY26	FY27	FY28	FY29	FY30	FY31	5 Year Total	FY32-36
GLWA Salaries	\$335	\$36	\$34	\$60	\$79	\$79	\$79	\$2	\$0	\$240	\$0
Professional Services (CS-272)	\$2	\$2	\$2	\$0	\$0	\$0	\$0	\$0	\$0	\$0	\$0
Design/Engineering	\$6,077	\$2,292	\$2,141	\$150	\$1,250	\$1,254	\$1,250	\$31	\$0	\$3,786	\$0
Construction (Phase #1)	\$26,870	\$0	\$0	\$0	\$4,491	\$13,485	\$8,717	\$177	\$0	\$26,870	\$0
Construction (Phase #2)	\$12,000	\$0	\$0	\$0	\$959	\$9,026	\$2,015	\$0	\$0	\$12,000	\$0
Totals	\$45,284	\$2,329	\$2,178	\$211	\$6,780	\$23,844	\$12,062	\$210	\$0	\$42,896	\$0

Project Title: Emergency and Urgent Sewer Repair II

Project Status: Project Execution - Construction

Class Lvl 1: Wastewater

Class Lvl 2: Programs

Class Lvl 3: Programs

Lookup Location: System Wide - Multiple Projects

☐ **Project New to CIP:**

- ☐ **Innovation**
- ☐ **WW Master Plan**
- ☐ **Water Master Plan Right Sizing**
- ☐ **Redundancy**
- ☒ **Linear Assets Outside of Facilities**
- ☐ **Predecessor Project(s)**



Emergency and Urgent Sewer Repair II

Project Engineer/Manager: Jason Edberg

Director: Biren Saparia

Project Score

60.2

Problem Statement:

GLWA utilizes condition assessment and the Pipeline Assessment Certification Program (PACP) rating to assess sewer condition to track condition and rate of repair and rehabilitation. Often, an immediate emergency action is required, and sewer rehabilitation services are necessary to repair plugged, damaged, and collapsed sewers to avoid basement flooding, and maintain the flows within the wastewater conveyance system.

Scope of Work/Project Alternatives:

Scope of work is as needed condition assessment, repair, heavy cleaning and rehabilitation to bring the sewer system to its normal capacity and function.

Other Important Info:

This will be a parallel contract to the existing contract, CON- 2102000

Current Expenses (All figures are in \$1,000's)

"Total Costs" include costs outside of the 10 year planning window

***Design & Construction costs are inclusive of salaries where salaries are not defined**

Activity Name	Total Costs	Actual Costs	Prior FYs	FY26	FY27	FY28	FY29	FY30	FY31	5 Year Total	FY32-36
GLWA Salaries	\$66	\$6	\$6	\$19	\$26	\$15	\$0	\$0	\$0	\$41	\$0
Design/Engineering	\$0	\$0	\$0	\$0	\$0	\$0	\$0	\$0	\$0	\$0	\$0
Construction	\$6,000	\$0	\$0	\$2,417	\$2,568	\$1,015	\$0	\$0	\$0	\$3,583	\$0
Totals	\$6,066	\$6	\$6	\$2,436	\$2,593	\$1,030	\$0	\$0	\$0	\$3,624	\$0

Project Title: CSO Outfall Rehabilitation

Project Status: Future Planned - Ten Year CIP

Class Lvl 1: Wastewater

Class Lvl 2: Programs

Class Lvl 3: Programs

Lookup Location: CSO Outfalls

☐ **Project New to CIP:**

- ☐ **Innovation**
- ☐ **WW Master Plan**
- ☐ **Water Master Plan Right Sizing**
- ☒ **Redundancy**
- ☐ **Linear Assets Outside of Facilities**
- ☐ **Predecessor Project(s)**



CSO Rehabilitation

Project Engineer/Manager: Jason Edberg

Director: Chris Nastally

Project Score
0
Problem Statement:

Rehabilitation of the CSO outfalls is essential to properly discharge the uncontrolled combined sewer overflows to the receiving waters and to prevent sewer backups in the Conveyance System. Recent inspections of the outfalls revealed structural deficiencies such as fractures, missing mortar from bricks. There are also sediment and debris deposits in many of them.

Scope of Work/Project Alternatives:

The scope of work initially defined for this program was centered around known issues with outfalls identified during master planning, or inspections. Going forward, this program will be informed by the Linear System Integrity Plan (LSIP) being performed on the regional wastewater collection system with budgets, and projects established for the outfalls herein.

Other Important Info:

Projects 222006 AND 233001 have been incorporated into this project.

Project History: The construction of these outfalls dates back to the early 1900s.

Challenges: Some outfalls are below the river elevation and rehabilitation may be challenging.

Current Expenses (All figures are in \$1,000's)

"Total Costs" include costs outside of the 10 year planning window

***Design & Construction costs are inclusive of salaries where salaries are not defined**

Activity Name	Total Costs	Actual Costs	Prior FYs	FY26	FY27	FY28	FY29	FY30	FY31	5 Year Total	FY32-36
GLWA Salaries	\$0	\$0	\$0	\$0	\$0	\$0	\$0	\$0	\$0	\$0	\$0
Professional Services	\$0	\$0	\$0	\$0	\$0	\$0	\$0	\$0	\$0	\$0	\$0
Construction	\$0	\$0	\$0	\$0	\$0	\$0	\$0	\$0	\$0	\$0	\$0
TBD Future Allocation	\$0	\$0	\$0	\$0	\$0	\$0	\$0	\$0	\$0	\$0	\$0
Totals	\$0	\$0	\$0	\$0	\$0	\$0	\$0	\$0	\$0	\$0	\$0

Project Title: B-39 Outfall Rehabilitation

Project Status: Closed

Class Lvl 1: Wastewater


Class Lvl 2: Programs

Class Lvl 3: Programs

Lookup Location: CSO Outfalls

☐ **Project New to CIP:**

- ☐ **Innovation**
- ☐ **WW Master Plan**
- ☐ **Water Master Plan Right Sizing**
- ☐ **Redundancy**
- ☐ **Linear Assets Outside of Facilities**
- ☐ **Predecessor Project(s)**



B-39 Outfall Rehabilitation

Project Engineer/Manager: Mini Panicker

Director: Biren Saparia

Project Score
75.3
Problem Statement:

The B-39 outfall was constructed in 1928. Findings from the recent investigations indicated that the outfall barrel was structurally compromised, with significant cracking, springline crushing, and general deterioration of the concrete liner. Rehabilitation of this CSO outfall was essential to properly discharge the uncontrolled combined sewer overflows to the receiving waters and to prevent sewer back ups in the Conveyance System.

Scope of Work/Project Alternatives:

The scope of work to be performed for the rehabilitation of this outfall mainly included isolation and dewatering of the outfall, repairing to seal the cracks/leaks, and heavy cleaning

Other Important Info:

Project not scored by risk committee because it was critical or for emergency repairs

Current Expenses (All figures are in \$1,000's)

"Total Costs" include costs outside of the 10 year planning window

***Design & Construction costs are inclusive of salaries where salaries are not defined**

Activity Name	Total Costs	Actual Costs	Prior FYs	FY26	FY27	FY28	FY29	FY30	FY31	5 Year Total	FY32-36
GLWA Salaries	\$336	\$336	\$336	\$0	\$0	\$0	\$0	\$0	\$0	\$0	\$0
Design/Engineering	\$710	\$710	\$710	\$0	\$0	\$0	\$0	\$0	\$0	\$0	\$0
Construction	\$9,416	\$9,416	\$9,416	\$0	\$0	\$0	\$0	\$0	\$0	\$0	\$0
Totals	\$10,461	\$10,461	\$10,461	\$0	\$0	\$0	\$0	\$0	\$0	\$0	\$0

Project Title: Conveyance System Repairs (Outfalls)

Project Status: Project Execution - Construction

Class Lvl 1: Wastewater

Class Lvl 2: Programs

Class Lvl 3: Programs

Lookup Location: CSO Outfalls

☐ **Project New to CIP:**

- ☐ **Innovation**
- ☐ **WW Master Plan**
- ☐ **Water Master Plan Right Sizing**
- ☒ **Redundancy**
- ☒ **Linear Assets Outside of Facilities**
- ☐ **Predecessor Project(s)**



Conveyance System Repairs (Outfalls)

Project Engineer/Manager: Jason Edberg

Director: Jason Edberg

Project Score
73.8
Problem Statement:

Rehabilitation program of the CSO outfalls, sewers, and interceptors was identified after the baseline condition assessment. This project is to rehabilitate the remaining CSO outfalls that are not included under Phase 1, 2, 3, and 4 rehabilitations to increase their useful life.

Scope of Work/Project Alternatives:

Evaluate the existing conditions of the remaining CSO outfalls, provide the necessary rehabilitation to optimize the design capacities.

Other Important Info:

This Engineering Services contract also includes Joy Rd, Seven Mile, and Bates sewers which is being funded by the Sewer and Interceptor Rehabilitation Program, 260200 and this project is combined with 260206

Current Expenses (All figures are in \$1,000's)

"Total Costs" include costs outside of the 10 year planning window

***Design & Construction costs are inclusive of salaries where salaries are not defined**

Activity Name	Total Costs	Actual Costs	Prior FYs	FY26	FY27	FY28	FY29	FY30	FY31	5 Year Total	FY32-36
GLWA Salaries	\$206	\$192	\$190	\$6	\$4	\$4	\$4	\$0	\$0	\$11	\$0
Design/Engineering	\$4,240	\$3,300	\$3,084	\$1,156	\$0	\$0	\$0	\$0	\$0	\$0	\$0
Design/Engineering Phase #2	\$2,044	\$0	\$0	\$0	\$0	\$1,023	\$1,021	\$0	\$0	\$2,044	\$0
Construction Phase #1	\$10,286	\$9,113	\$7,819	\$2,466	\$0	\$0	\$0	\$0	\$0	\$0	\$0
Construction Phase #2	\$9,198	\$0	\$0	\$0	\$0	\$4,605	\$4,593	\$0	\$0	\$9,198	\$0
Totals	\$25,974	\$12,604	\$11,093	\$3,628	\$4	\$5,632	\$5,617	\$0	\$0	\$11,253	\$0

Project Title: CSO Facilities Improvement Program

Project Status: Future Planned - Ten Year CIP

Class Lvl 1: Wastewater

Class Lvl 2: Programs

Class Lvl 3: Programs

Lookup Location: Conner Creek, Seven Mile, Puritan-Fenkell, Hubble-Southfield, Belle Isle, Oakwood CSO Basins, Baby Creek, Leib and St. Aubin Screening and Disinfection Facilities

☐ **Project New to CIP:**

- ☐ **Innovation**
- ☐ **WW Master Plan**
- ☐ **Water Master Plan Right Sizing**
- ☒ **Redundancy**
- ☐ **Linear Assets Outside of Facilities**
- ☐ **Predecessor Project(s)**



CSO Facilities Improvement Program

Project Engineer/Manager: Chris Nastally

Director: Chris Nastally

Project Score

0

Problem Statement:

This program is being established to facilitate the study, design, construction administration, and construction of improvements necessary to maintain the facilities which contribute to the CSO Control Program and compliance with it.

Scope of Work/Project Alternatives:

This program is established to fund projects that arise in the near term of each fiscal year that were not budgeted for previously, and also serves as accounting of future costs in the CSO CIP that may be a part of long term CSO control, or other significant planning projects. Scopes of work will vary from roof replacement, to equipment replacement, to various other facility improvements.

Other Important Info:

The Total Lifetime cost of this program includes costs projected all the way out to 2044

Current Expenses (All figures are in \$1,000's)

"Total Costs" include costs outside of the 10 year planning window

***Design & Construction costs are inclusive of salaries where salaries are not defined**

Activity Name	Total Costs	Actual Costs	Prior FYs	FY26	FY27	FY28	FY29	FY30	FY31	5 Year Total	FY32-36
GLWA Salaries	\$0	\$0	\$0	\$0	\$0	\$0	\$0	\$0	\$0	\$0	\$0
Design/Engineering	\$0	\$0	\$0	\$0	\$0	\$0	\$0	\$0	\$0	\$0	\$0
Design-Build	\$0	\$0	\$0	\$0	\$0	\$0	\$0	\$0	\$0	\$0	\$0
Construction	\$0	\$0	\$0	\$0	\$0	\$0	\$0	\$0	\$0	\$0	\$0
Totals	\$0	\$0	\$0	\$0	\$0	\$0	\$0	\$0	\$0	\$0	\$0

Project Title: Structural Inspection & Structural Improvements

Project Status: Project Execution - Construction

Class Lvl 1: Wastewater

Class Lvl 2: Programs

Class Lvl 3: Programs

Lookup Location: Wayne

☐ **Project New to CIP:**

- ☐ **Innovation**
- ☐ **WW Master Plan**
- ☐ **Water Master Plan Right Sizing**
- ☐ **Redundancy**
- ☐ **Linear Assets Outside of Facilities**
- ☐ **Predecessor Project(s)**



Structural Inspection and Structural Improvements

Project Engineer/Manager: Kashmira Patel

Director: Chris Nastally

Project Score

53.4

Problem Statement:

A partial structural condition assessment has been performed and structural improvement (types) identified and prioritized. This project will provide Design-Build service to completely inspect all of the CSO Facilities (above and below ground) and prioritize improvements to be carried out over a 3-5 year period.

Scope of Work/Project Alternatives:

The scope of work at each of nine CSO facilities includes a complete field assessment and structural condition report, classification of recommended repairs into levels of urgency, estimating quantities and the costs of repairs, developing a three-year repair program to address high priority repairs, design and implementation of repairs, preparation of as-built drawings and final project report. The Work includes improvements to be designed, administered, and constructed by the D/B Contractor a...See BCE Report for more information...

Other Important Info:

Consideration of Shared Service Agreement with DWSD regarding the costing for the Belle Isle facility.
This project not scored by risk committee because it is far advanced

Project Title: Structural Inspection & Structural Improvements

Current Expenses (All figures are in \$1,000's)

"Total Costs" include costs outside of the 10 year planning window

***Design & Construction costs are inclusive of salaries where salaries are not defined**

Activity Name	Total Costs	Actual Costs	Prior FYs	FY26	FY27	FY28	FY29	FY30	FY31	5 Year Total	FY32-36
GLWA Salaries	\$141	\$58	\$57	\$84	\$0	\$0	\$0	\$0	\$0	\$0	\$0
Professional Services	\$12	\$12	\$12	\$0	\$0	\$0	\$0	\$0	\$0	\$0	\$0
Design/Engineering (CS-166)	\$1,620	\$1,470	\$1,470	\$150	\$0	\$0	\$0	\$0	\$0	\$0	\$0
Design/Engineering (2202942)	\$1,004	\$59	\$47	\$957	\$0	\$0	\$0	\$0	\$0	\$0	\$0
Design-Build # 1 (1902224)	\$16,092	\$13,499	\$13,390	\$2,702	\$0	\$0	\$0	\$0	\$0	\$0	\$0
Totals	\$18,868	\$15,097	\$14,976	\$3,893	\$0	\$0	\$0	\$0	\$0	\$0	\$0

Project Title: Control System Upgrade - St Aubin, Lieb & Mile

Project Status: Project Execution - Construction

Class Lvl 1: Wastewater

Class Lvl 2: Programs

Class Lvl 3: Programs

Lookup Location: Seven Mile, Leib and St. Aubin Screening and Disinfection Facilities

☐ **Project New to CIP:**

- ☐ **Innovation**
- ☐ **WW Master Plan**
- ☐ **Water Master Plan Right Sizing**
- ☒ **Redundancy**
- ☐ **Linear Assets Outside of Facilities**
- ☐ **Predecessor Project(s)**



Control System Upgrade - St Aubin, Lieb and Mile

Project Engineer/Manager: Chris Nastally

Director: Chris Nastally

Project Score

95.1

Problem Statement:

This project was initiated to facilitate the design build improvements necessary to maintain the facilities which contribute to the CSO Control Program and ensure compliance.

Scope of Work/Project Alternatives:

The project will replace the Obsolete/End of Life Allen Bradley PLC5 control systems at 3 CSO Facilities (Leib, St. Aubin, 7-Mile) and upgrade critical Instrumentation. It includes new Controllers, HMI, network components and controls system integration. It also includes implementation of high-performance graphics and advance alarm management and advanced process control.

Other Important Info:

The intent of this project is to perform field investigation, replace, design, demolish existing, furnish, install and start-up a complete Control system, networks and replacement of all field devices at the above facilities.

Current Expenses (All figures are in \$1,000's)

"Total Costs" include costs outside of the 10 year planning window

***Design & Construction costs are inclusive of salaries where salaries are not defined**

Activity Name	Total Costs	Actual Costs	Prior FYs	FY26	FY27	FY28	FY29	FY30	FY31	5 Year Total	FY32-36
GLWA Salaries	\$178	\$178	\$145	\$33	\$0	\$0	\$0	\$0	\$0	\$0	\$0
Professional Services	\$250	\$250	\$250	\$0	\$0	\$0	\$0	\$0	\$0	\$0	\$0
Professional Services (1902721)	\$11	\$11	\$11	\$0	\$0	\$0	\$0	\$0	\$0	\$0	\$0
Design/Engineering	\$0	\$0	\$0	\$0	\$0	\$0	\$0	\$0	\$0	\$0	\$0
Design/Engineering (2203638)	\$91	\$43	\$13	\$61	\$16	\$0	\$0	\$0	\$0	\$16	\$0
Construction	\$7,765	\$5,743	\$5,162	\$1,789	\$814	\$0	\$0	\$0	\$0	\$814	\$0
Totals	\$8,294	\$6,224	\$5,582	\$1,883	\$830	\$0	\$0	\$0	\$0	\$830	\$0

Project Title: CSO Baby Creek Chemical Storage Tanks Replacement (TOES / Emergency)

Project Status: Project Execution - Construction

Class Lvl 1: Wastewater

Class Lvl 2: Programs

Class Lvl 3: Programs

Lookup Location: --

☐ **Project New to CIP:**

- ☐ **Innovation**
- ☐ **WW Master Plan**
- ☐ **Water Master Plan Right Sizing**
- ☐ **Redundancy**
- ☐ **Linear Assets Outside of Facilities**
- ☐ **Predecessor Project(s)**



CSO Baby Creek Chemical Storage Tanks

Project Engineer/Manager: Chris Nastally

Director: Chris Nastally

Project Score

0

Problem Statement:

****NOTE*** Replace all tanks at Baby Creek CSO facility An immediate emergency action is required, to replace the worn or failed components of each tank. New CIP No. request to pull from the 260600. The program was set up with an unallocated amount due to the emergent nature of the CSO Facilities condition. As projects surface and are initiated, they draw from the unallocated amount.

Scope of Work/Project Alternatives:

Replace chemical storage tanks @ Baby Creek as they are past their life, and rusting out. Emergency, urgent, replacement work necessary for system reliability and public and GLWA health and safety concerns.

Other Important Info:

--

Current Expenses (All figures are in \$1,000's)

"Total Costs" include costs outside of the 10 year planning window

***Design & Construction costs are inclusive of salaries where salaries are not defined**

Activity Name	Total Costs	Actual Costs	Prior FYs	FY26	FY27	FY28	FY29	FY30	FY31	5 Year Total	FY32-36
GLWA Salaries	\$50	\$14	\$14	\$23	\$13	\$0	\$0	\$0	\$0	\$13	\$0
Design/Engineering	\$994	\$553	\$510	\$322	\$162	\$0	\$0	\$0	\$0	\$162	\$0
Construction	\$4,065	\$181	\$897	\$3,460	\$987	\$0	\$0	\$0	\$0	\$987	\$0
Totals	\$6,387	\$2,027	\$1,420	\$3,806	\$1,162	\$0	\$0	\$0	\$0	\$1,162	\$0

Project Title: Sewer System Infrastructure Improvements and Pumping Stations

Project Status: Future Planned - Ten Year CIP

Class Lvl 1: Wastewater

Class Lvl 2: Programs

Class Lvl 3: Programs

Lookup Location: CSO Outfalls

☐ **Project New to CIP:**

- ☐ **Innovation**
- ☐ **WW Master Plan**
- ☐ **Water Master Plan Right Sizing**
- ☐ **Redundancy**
- ☒ **Linear Assets Outside of Facilities**
- ☐ **Predecessor Project(s)**



Sewer System Infrastructure Improvements and Pumping Stations

Project Engineer/Manager: Jason Edberg

Director: Chris Nastally

Project Score

0

Problem Statement:

This program will focus on sewage pumping station and collection system assets used for control of flow in the conveyance system (VR's, ISD's, Backwater Gates, Regulators, etc.). Over time these assets will be systematically inspected, and plans for capital improvement developed and put into the CIP under this program.

Scope of Work/Project Alternatives:

Assess existing pump station or system control assets, create a plan for necessary improvements consisting of design, and construction scopes of works and estimates, and placing individual projects into the CIP.

Other Important Info:

Previous projects were laser focused on pre-identified issues. As this program goes forward, a more wholistic approach will need to occur so that conveyance system assets can be assessed and properly prioritized.

Current Expenses (All figures are in \$1,000's)

"Total Costs" include costs outside of the 10 year planning window

***Design & Construction costs are inclusive of salaries where salaries are not defined**

Activity Name	Total Costs	Actual Costs	Prior FYs	FY26	FY27	FY28	FY29	FY30	FY31	5 Year Total	FY32-36
Capital Delivery Salary (was 222004)	\$0	\$0	\$0	\$0	\$0	\$0	\$0	\$0	\$0	\$0	\$0
TBD/Unallocated	\$0	\$0	\$0	\$0	\$0	\$0	\$0	\$0	\$0	\$0	\$0
Construction (3 Projects)	\$0	\$0	\$0	\$0	\$0	\$0	\$0	\$0	\$0	\$0	\$0
Totals	\$0	\$0	\$0	\$0	\$0	\$0	\$0	\$0	\$0	\$0	\$0

Project Title: Conveyance System Infrastructure Improvements

Project Status: Project Execution - Construction

Class Lvl 1: Wastewater

Class Lvl 2: Programs

Class Lvl 3: Programs

Lookup Location: City of Detroit, Southfield, and others

☐ **Project New to CIP:**

- ☐ **Innovation**
- ☐ **WW Master Plan**
- ☐ **Water Master Plan Right Sizing**
- ☐ **Redundancy**
- ☒ **Linear Assets Outside of Facilities**
- ☐ **Predecessor Project(s)**



Conveyance System Infrastructure Improvements

Project Engineer/Manager: Jason Edberg

Director: Jason Edberg

Project Score

60.1

Problem Statement:

VR-Gates, ISDs, and backwater gates are operational elements in the collection system that minimize untreated overflows and maximizing flow to the WRRF and CSO control facilities. They have reached their life expectancy and need rehabilitation.

Scope of Work/Project Alternatives:

Assess the structure and functionality of the VR-Gates, ISDs, Regulators, Backwater Gates, Access Hatches and provide Design, Construction, and Construction Assistance for their replacement or rehabilitation.

Other Important Info:

Rehabilitation will be in 2 different phases. Phase 1 will be the rehabilitation of the mechanical, structural and electrical equipment at 59 combined sewage outfall (CSO). Most of the work includes replacement of timber backwater gates, modifications to the regulator opening and replacement of regulator gates, and replacement of all instrumentation equipment. Phase 2 will be the rehabilitation of 14 ISDs and 2 DR facilities. These facilities are intended to store and release flow during time...See BCE Report for more information...

Project Title: Conveyance System Infrastructure Improvements

Current Expenses (All figures are in \$1,000's)

"Total Costs" include costs outside of the 10 year planning window

***Design & Construction costs are inclusive of salaries where salaries are not defined**

Activity Name	Total Costs	Actual Costs	Prior FYs	FY26	FY27	FY28	FY29	FY30	FY31	5 Year Total	FY32-36
Capital Delivery Salary (was 222004)	\$490	\$47	\$47	\$443	\$0	\$0	\$0	\$0	\$0	\$0	\$0
Professional Services (CS-272)	\$2	\$2	\$2	\$0	\$0	\$0	\$0	\$0	\$0	\$0	\$0
Design/Engineering (1803709)	\$5,154	\$4,729	\$4,501	\$653	\$0	\$0	\$0	\$0	\$0	\$0	\$0
Construction #1	\$36,863	\$33,480	\$30,774	\$6,089	\$0	\$0	\$0	\$0	\$0	\$0	\$0
Construction Sewer In-System Storage and Valve Remote Improvements	\$15,944	\$11,582	\$11,206	\$4,737	\$0	\$0	\$0	\$0	\$0	\$0	\$0
Construction #3	\$0	\$0	\$0	\$0	\$0	\$0	\$0	\$0	\$0	\$0	\$0
Totals	\$58,453	\$49,840	\$46,531	\$11,922	\$0	\$0	\$0	\$0	\$0	\$0	\$0

Project Title: Pump Station Assets Updates

Project Status: Future Planned - Within Five Year Plan

Class Lvl 1: Wastewater

Class Lvl 2: Programs

Class Lvl 3: Programs

Lookup Location: Multiple Locations

☐ **Project New to CIP:**

- ☐ **Innovation**
- ☐ **WW Master Plan**
- ☐ **Water Master Plan Right Sizing**
- ☐ **Redundancy**
- ☐ **Linear Assets Outside of Facilities**
- ☐ **Predecessor Project(s)**



Pump Station Assets

Project Engineer/Manager: Paul Ransom

Director: Chris Nastally

Project Score

59.6

Problem Statement:

Evaluation and upgrade of the Pumping Station elements needed to improve the conveyance of wastewater to the WRRF.

Scope of Work/Project Alternatives:

Evaluate/upgrade/replace the Sewer Pump Station elements to maintain the collection system transport capacity on an as needed basis.

Other Important Info:

N/A

Current Expenses (All figures are in \$1,000's)

"Total Costs" include costs outside of the 10 year planning window

***Design & Construction costs are inclusive of salaries where salaries are not defined**

Activity Name	Total Costs	Actual Costs	Prior FYs	FY26	FY27	FY28	FY29	FY30	FY31	5 Year Total	FY32-36
GLWA Salaries	\$0	\$0	\$0	\$0	\$0	\$0	\$0	\$0	\$0	\$0	\$0
Construction	\$0	\$0	\$0	\$0	\$0	\$0	\$0	\$0	\$0	\$0	\$0
Totals	\$0	\$0	\$0	\$0	\$0	\$0	\$0	\$0	\$0	\$0	\$0

Project Title: WRRF Roof Replacement for Multiple Facilities Program

Project Status: Future Planned - Within Five Year Plan

Class Lvl 1: Wastewater

Class Lvl 2: Programs

Class Lvl 3: Programs

Lookup Location: WRRF

☐ **Project New to CIP:**

- ☐ **Innovation**
- ☐ **WW Master Plan**
- ☐ **Water Master Plan Right Sizing**
- ☒ **Redundancy**
- ☐ **Linear Assets Outside of Facilities**
- ☐ **Predecessor Project(s)**



WRRF Roof Replacement for Multiple Facilities Program

Project Engineer/Manager: Brooke Ballard

Director: Chris Nastally

Project Score

0

Problem Statement:

Some of the roofs at GLWA WRRF facilities are near the end of their useful life. The roofs help to protect the expensive equipment by preventing rainwater entering into the facilities.

Scope of Work/Project Alternatives:

Inspect the roofing system conditions and assess drainage conditions on all the GLWA wastewater facility buildings. Document the roofing system inspections with high-quality photographs, scaled drawings, sketches, and inspection notes to describe the conditions and deficiencies of the roofing systems. Recommend the extent of roofing repairs and replacements required. Document the roof for each building inspected on the project. Classify the roofs into three main categories, 1) Roofs that requir...See BCE Report for more information...

Other Important Info:

Challenges: Roof material testing for asbestos before demolition and flashing will be challenging to manage as low levels of asbestos are very common in the GLWA's old roof type systems.

Project History: Majority of GLWA WRRF facilities have Built-Up-Roof (BUR) membrane systems commonly referred to as "tar and gravel" roofs. The old Administration building, and the Newer Administration building have tar and gravel type roof systems. The CSO RTB's and SDF's have metal and shingle type roofing...See BCE Report for more information...

Project Title: WRRF Roof Replacement for Multiple Facilities Program

Current Expenses (All figures are in \$1,000's)

"Total Costs" include costs outside of the 10 year planning window

***Design & Construction costs are inclusive of salaries where salaries are not defined**

Activity Name	Total Costs	Actual Costs	Prior FYs	FY26	FY27	FY28	FY29	FY30	FY31	5 Year Total	FY32-36
GLWA Salaries	\$162	\$0	\$0	\$0	\$15	\$15	\$15	\$15	\$15	\$73	\$74
Design/Engineering	\$2,700	\$0	\$0	\$0	\$100	\$150	\$150	\$0	\$500	\$900	\$1,351
Construction	\$12,000	\$0	\$0	\$0	\$0	\$2,003	\$1,997	\$0	\$0	\$4,000	\$6,003
Totals	\$14,861	\$0	\$0	\$0	\$115	\$2,168	\$2,162	\$15	\$515	\$4,973	\$7,427

Project Title: 2022 WRRF Roof Improvements Project

Project Status: Project Execution - Construction

Class Lvl 1: Wastewater

Class Lvl 2: Programs

Class Lvl 3: Programs

Lookup Location: WRRF

☐ **Project New to CIP:**

- ☐ **Innovation**
- ☐ **WW Master Plan**
- ☐ **Water Master Plan Right Sizing**
- ☐ **Redundancy**
- ☐ **Linear Assets Outside of Facilities**
- ☐ **Predecessor Project(s)**



2022 WRRF Roof Improvements Project

Project Engineer/Manager: Brooke Ballard

Director: Chris Nastally

Project Score
77.9
Problem Statement:

This project stems from the 260800 WRRF Roof Replacement Program. This project will perform assessment on nearly all of the rooves at the WRRF, and prioritize the worst condition rooves for design of improvements to restore proper function to the rooves.

Scope of Work/Project Alternatives:

Perform assessment of all existing rooves and supporting structures, including parapets, penetrations, roof system, flashing, and coping. Provide report on rooves and prioritize highest need, perform design, bid out for construction and construct improvements.

Other Important Info:

N/A

Current Expenses (All figures are in \$1,000's)
"Total Costs" include costs outside of the 10 year planning window
***Design & Construction costs are inclusive of salaries where salaries are not defined**

Activity Name	Total Costs	Actual Costs	Prior FYs	FY26	FY27	FY28	FY29	FY30	FY31	5 Year Total	FY32-36
GLWA Salaries	\$44	\$23	\$23	\$13	\$7	\$0	\$0	\$0	\$0	\$7	\$0
Professional Services	\$24	\$24	\$24	\$0	\$0	\$0	\$0	\$0	\$0	\$0	\$0
Design/Engineering	\$500	\$482	\$475	\$19	\$7	\$0	\$0	\$0	\$0	\$7	\$0
Construction	\$3,958	\$3,470	\$3,470	\$488	\$0	\$0	\$0	\$0	\$0	\$0	\$0
Totals	\$4,525	\$3,999	\$3,992	\$519	\$14	\$0	\$0	\$0	\$0	\$14	\$0

Project Title: WRRF Roof Improvements - Phase II

Project Status: Future Planned - Within Five Year Plan

Class Lvl 1: Wastewater

Class Lvl 2: Programs

Class Lvl 3: Programs

Lookup Location: WRRF

☐ **Project New to CIP:**

- ☐ **Innovation**
- ☐ **WW Master Plan**
- ☐ **Water Master Plan Right Sizing**
- ☐ **Redundancy**
- ☐ **Linear Assets Outside of Facilities**
- ☐ **Predecessor Project(s)**



WRRF Roof Improvements - Phase II

Project Engineer/Manager: Brooke Ballard

Director: Chris Nastally

Project Score
59.5
Problem Statement:

This project stems from 260800 WRRF Roof Replacement Program. Condition assessment was performed under previous project under this program. This project will perform replacement and repairs of various roofs at the Water Resource Recovery facility to restore proper function to roofs.

Scope of Work/Project Alternatives:

Scope of this project is to repair and replace existing roofs at various buildings at the Water Resource Recovery Facility. This includes roofs and their supporting structures - including parapets, penetrations, roof system, flashing, and coping.

Other Important Info:

--

Current Expenses (All figures are in \$1,000's)
"Total Costs" include costs outside of the 10 year planning window
***Design & Construction costs are inclusive of salaries where salaries are not defined**

Activity Name	Total Costs	Actual Costs	Prior FYs	FY26	FY27	FY28	FY29	FY30	FY31	5 Year Total	FY32-36
GLWA Salaries	\$32	\$0	\$0	\$3	\$10	\$10	\$10	\$0	\$0	\$29	\$0
Design/Engineering	\$500	\$0	\$0	\$131	\$269	\$50	\$50	\$0	\$0	\$369	\$0
Construction	\$3,000	\$0	\$0	\$0	\$60	\$1,472	\$1,468	\$0	\$0	\$3,000	\$0
Totals	\$3,531	\$0	\$0	\$134	\$339	\$1,531	\$1,527	\$0	\$0	\$3,398	\$0

Project Title: WRRF Facility Optimization Program

Project Status: Future Planned - Within Five Year Plan

Class Lvl 1: Wastewater

Class Lvl 2: Programs

Class Lvl 3: Programs

Lookup Location: WRRF

☐ **Project New to CIP:**

- ☐ Innovation
- ☒ **WW Master Plan**
- ☐ **Water Master Plan Right Sizing**
- ☐ Redundancy
- ☐ **Linear Assets Outside of Facilities**
- ☐ **Predecessor Project(s)**



WRRF Facility Optimization Program

Project Engineer/Manager: Chris Nastally

Director: Chris Nastally

Project Score

0

Problem Statement:

The existing WRRF is a product of numerous construction projects over nearly 90 years and consists of numerous process and other buildings with varying levels of use and practicality. It is critical to convey an image that reflects the pride and importance of the work that is done every day at this facility. This program will focus on various WRRF optimization projects that were identified in the wastewater masterplan technical memorandum no. 9. Some of these projects include a welcome center,...See BCE Report for more information...

Scope of Work/Project Alternatives:

The work consists of extending the evaluation performed as a part of Master Planning to design and construct site modifications including a new visitor center, demolition or repurposing of existing structures that are no longer used, consolidation or reconfiguration of administration, operations and maintenance staff and spaces, vehicle and equipment storage spaces, shops, etc. The project also includes site modifications to include improved site circulation, parking and fencing, green infrastr...See BCE Report for more information...

Other Important Info:

N/A

Current Expenses (All figures are in \$1,000's)

"Total Costs" include costs outside of the 10 year planning window

***Design & Construction costs are inclusive of salaries where salaries are not defined**

Activity Name	Total Costs	Actual Costs	Prior FYs	FY26	FY27	FY28	FY29	FY30	FY31	5 Year Total	FY32-36
GLWA Salaries	\$850	\$0	\$0	\$0	\$0	\$0	\$0	\$0	\$0	\$0	\$386
Construction	\$85,000	\$0	\$0	\$0	\$0	\$0	\$0	\$0	\$0	\$0	\$21,435
Totals	\$85,850	\$0	\$0	\$0	\$0	\$0	\$0	\$0	\$0	\$0	\$21,822

Project Title: Rehabilitation of HAZMAT Facility at WRRF

Project Status: Closed

Class Lvl 1: Wastewater

Class Lvl 2: Programs

Class Lvl 3: Programs

Lookup Location: WRRF

☐ **Project New to CIP:**

- ☐ **Innovation**
- ☐ **WW Master Plan**
- ☐ **Water Master Plan Right Sizing**
- ☐ **Redundancy**
- ☐ **Linear Assets Outside of Facilities**
- ☐ **Predecessor Project(s)**



Rehabilitation of HAZMAT Facility at WRRF

Project Engineer/Manager: Scott Worth

Director: Chris Nastally

Project Score

52.1

Problem Statement:

The HAZMAT Security Specialists at the Water Resource Recovery Facility (WRRF) provide rapid response for GLWA operations, including site security and emergency response relating to leaks or spills of hazardous substances. There are approximately 3-4 specialists occupying the existing HAZMAT building daily, with a maximum of 5-6 specialists at certain times. The HAZMAT facility, which is located on the opposite side of Jefferson Road from the WRRF, is a single story, steel framed and concrete b...See BCE Report for more information...

Scope of Work/Project Alternatives:

The scope of work will renovate the existing HAZMAT building to right size the facility to:

- accommodate the GLWA HAZMAT team.
- accommodate the parking of one (1) pick-up truck type vehicle, two (2) response vehicles and a response trailer.
- demolish and construct new officer booth to accommodate one officer

Other Important Info:

N/A

Project Title: Rehabilitation of HAZMAT Facility at WRRF

Current Expenses (All figures are in \$1,000's)

"Total Costs" include costs outside of the 10 year planning window

***Design & Construction costs are inclusive of salaries where salaries are not defined**

Activity Name	Total Costs	Actual Costs	Prior FYs	FY26	FY27	FY28	FY29	FY30	FY31	5 Year Total	FY32-36
GLWA Salaries	\$95	\$95	\$95	\$0	\$0	\$0	\$0	\$0	\$0	\$0	\$0
Professional Services (CS-272)	\$42	\$42	\$42	\$0	\$0	\$0	\$0	\$0	\$0	\$0	\$0
Professional Services (2203638)	\$159	\$159	\$158	\$1	\$0	\$0	\$0	\$0	\$0	\$0	\$0
Professional Services (1902721)	\$4	\$4	\$4	\$0	\$0	\$0	\$0	\$0	\$0	\$0	\$0
Design/Engineering (1900318)	\$413	\$413	\$331	\$81	\$0	\$0	\$0	\$0	\$0	\$0	\$0
Construction	\$3,074	\$3,074	\$3,074	\$0	\$0	\$0	\$0	\$0	\$0	\$0	\$0
Totals	\$3,786	\$3,786	\$3,705	\$82	\$0	\$0	\$0	\$0	\$0	\$0	\$0

Project Title: WRRF Front Entrance Rehabilitation

Project Status: Project Execution - Construction

Class Lvl 1: Wastewater

Class Lvl 2: Programs

Class Lvl 3: Programs

Lookup Location: WRRF

☐ **Project New to CIP:**

- ☐ **Innovation**
- ☒ **WW Master Plan**
- ☐ **Water Master Plan Right Sizing**
- ☐ **Redundancy**
- ☐ **Linear Assets Outside of Facilities**
- ☐ **Predecessor Project(s)**



WRRF Front Entrance Rehabilitation

Project Engineer/Manager: Adrianna M Melchior

Director: Chris Nastally

Project Score

52.4

Problem Statement:

The Great Lakes Water Authority's (GLWA) Water Resource Recovery Facility (WRRF) is the largest single wastewater treatment facility in the United States with nearly five hundred individuals that report to the facility on a regular basis including team members, visitors, and contractors. The main entry point to the facility is the entrance from Jefferson closest to the Rouge River bridge which handles the majority of the traffic entering the plant. Team members and Contractors with badge acces...See BCE Report for more information...

Scope of Work/Project Alternatives:

The project will re-design the Front Entrance at WRRF to accommodate the traffic flow at the entrance, provide visitor parking prior to the automated barrier gate arm, improvement to the turnstiles and the Guard House. This may require relocation of existing infrastructure to provide the best workflow at the entrance. The scope of work includes the following:

- Re-design the parking and traffic flow at the front entrance.
- Minimize the pedestrian-vehicle conflicts at the north entrance to ...See BCE Report for more information...

Other Important Info:

N/A

Project Title: WRRF Front Entrance Rehabilitation

Current Expenses (All figures are in \$1,000's)

"Total Costs" include costs outside of the 10 year planning window

***Design & Construction costs are inclusive of salaries where salaries are not defined**

Activity Name	Total Costs	Actual Costs	Prior FYs	FY26	FY27	FY28	FY29	FY30	FY31	5 Year Total	FY32-36
GLWA Salaries	\$102	\$99	\$93	\$9	\$0	\$0	\$0	\$0	\$0	\$0	\$0
Professional Services (CS-272)	\$32	\$32	\$32	\$0	\$0	\$0	\$0	\$0	\$0	\$0	\$0
Design/Engineering	\$675	\$675	\$501	\$175	\$0	\$0	\$0	\$0	\$0	\$0	\$0
Construction	\$8,367	\$4,500	\$3,929	\$4,438	\$0	\$0	\$0	\$0	\$0	\$0	\$0
Totals	\$9,175	\$5,306	\$4,554	\$4,622	\$0	\$0	\$0	\$0	\$0	\$0	\$0

Project Title: WRRF 3rd Floor Renovation

Project Status: Project Execution - Design

Class Lvl 1: Wastewater

Class Lvl 2: Programs

Class Lvl 3: Programs

Lookup Location: WRRF

☐ **Project New to CIP:**

- ☐ Innovation
- ☒ **WW Master Plan**
- ☐ **Water Master Plan Right Sizing**
- ☐ Redundancy
- ☐ **Linear Assets Outside of Facilities**
- ☐ **Predecessor Project(s)**



WRRF 3rd Floor Renovation

Project Engineer/Manager: Brooke Ballard

Director: Chris Nastally

Project Score
40.5
Problem Statement:

GLWA is in the process of renovating the 4th floor of the New Administration Building. This renovation will consolidate document management, the CIP/Asset Management Teams, and Engineering. As a result of this renovation, and the previous renovation to the 2nd Floor, the 3rd floor is now ready for the next phase of renovation in accordance with the Wastewater Masterplan.

Scope of Work/Project Alternatives:

The plan is to renovate the 3rd floor to permit relocation of administration staff, OD, safety, and facilities teams to the 3rd floor to make room on the 1st floor (the last floor to be renovated). This plan will also make the 3rd floor more secure and in line with renovations performed on the 2nd floor and being performed on the 4th floor.

Other Important Info:

Project is currently in procurement.

Current Expenses (All figures are in \$1,000's)

"Total Costs" include costs outside of the 10 year planning window

***Design & Construction costs are inclusive of salaries where salaries are not defined**

Activity Name	Total Costs	Actual Costs	Prior FYs	FY26	FY27	FY28	FY29	FY30	FY31	5 Year Total	FY32-36
GLWA Salaries	\$125	\$75	\$70	\$22	\$22	\$11	\$0	\$0	\$0	\$34	\$0
Design/Engineering	\$388	\$187	\$126	\$128	\$89	\$45	\$0	\$0	\$0	\$134	\$0
Construction	\$9,906	\$0	\$0	\$2,453	\$4,946	\$2,507	\$0	\$0	\$0	\$7,453	\$0
Totals	\$10,419	\$261	\$196	\$2,602	\$5,058	\$2,564	\$0	\$0	\$0	\$7,621	\$0

Project Title: WRRF Plumbing Shop Renovation - 260905

Project Status: Project Execution - Construction

Class Lvl 1: Wastewater

Class Lvl 2: Programs

Class Lvl 3: Programs

Lookup Location: WRRF

☐ **Project New to CIP:**

- ☐ **Innovation**
- ☐ **WW Master Plan**
- ☐ **Water Master Plan Right Sizing**
- ☐ **Redundancy**
- ☐ **Linear Assets Outside of Facilities**
- ☐ **Predecessor Project(s)**



WRRF Plumbing Shop Renovation - 260905

Project Engineer/Manager: Beshar Alsbiei

Director: Chris Nastally

Project Score

0

Problem Statement:

The plumbing shop building is approximately 35 years old. It requires renovations to ensure proper function of the building for the next 20 years.

Scope of Work/Project Alternatives:

Do nothing is not an option. Rehab is recommended and while performing these renovations, we will ensure the building's function will be sufficient to suit the needs of the WRRF for the next 20 years. By renovating the building and providing a proper space for logistics and materials team to properly store and access items frequently used at the plant for operations and maintenance to ensure continuity of operations. This will include demolition of interior floor space, establishment of storage r...See BCE Report for more information...

Other Important Info:

Repurpose of a building that is not being properly utilized to a space that can best serve the WRRF.

Project Title: WRRF Plumbing Shop Renovation - 260905

Current Expenses (All figures are in \$1,000's)

"Total Costs" include costs outside of the 10 year planning window

***Design & Construction costs are inclusive of salaries where salaries are not defined**

Activity Name	Total Costs	Actual Costs	Prior FYs	FY26	FY27	FY28	FY29	FY30	FY31	5 Year Total	FY32-36
GLWA Salaries	\$67	\$46	\$45	\$15	\$7	\$0	\$0	\$0	\$0	\$7	\$0
Professional Services (CS-272)	\$20	\$20	\$20	\$0	\$0	\$0	\$0	\$0	\$0	\$0	\$0
Professional Services (2203638)	\$155	\$154	\$116	\$38	\$0	\$0	\$0	\$0	\$0	\$0	\$0
Professional Services (1902721)	\$2	\$2	\$2	\$0	\$0	\$0	\$0	\$0	\$0	\$0	\$0
Design/Engineering	\$294	\$209	\$203	\$91	\$0	\$0	\$0	\$0	\$0	\$0	\$0
Construction	\$2,296	\$2,075	\$2,030	\$266	\$0	\$0	\$0	\$0	\$0	\$0	\$0
Totals	\$2,834	\$2,506	\$2,417	\$410	\$7	\$0	\$0	\$0	\$0	\$7	\$0

Project Title: WRRF Rehabilitation of the Secondary Clarifiers

Project Status: Future Planned - Ten Year CIP

Class Lvl 1: Wastewater

Class Lvl 2: Programs

Class Lvl 3: Programs

Lookup Location: WRRF

☐ **Project New to CIP:**

- ☐ **Innovation**
- ☒ **WW Master Plan**
- ☐ **Water Master Plan Right Sizing**
- ☒ **Redundancy**
- ☐ **Linear Assets Outside of Facilities**
- ☐ **Predecessor Project(s)**



WRRF Rehabilitation of the Secondary Clarifiers

Project Engineer/Manager: Elizabeth Mann

Director: Chris Nastally

Project Score

0

Problem Statement:

The secondary clarifiers need to be inspected and rehabilitated for certain components such as the rake arms.

Scope of Work/Project Alternatives:

This program will provide for inspection, study, design, and construction for refurbishing the secondary clarifiers. A key component will be the inspection of the concrete and the rake arms.

This project will utilize a design-build delivery model. GLWA will establish the desired refurbished condition for a typical clarifier. Because the clarifiers are performing well, this is primarily a documentation of the current system with minor adjustments for obsolete components / materials and not...See BCE Report for more information...

Other Important Info:

Challenges: This will be a long-term project because only one or two clarifiers can be taken out of service at a time. Also, there may be different levels of rehabilitation for each clarifier depending upon the results of the inspection. Inspecting the clarifiers to determine the rehabilitation scope requires taking each of them out of service and draining them.

Project History: There are 25 secondary clarifiers at the WRRF. They have been rehabilitated in the past for other components suc...See BCE Report for more information...

Project Title: WRRF Rehabilitation of the Secondary Clarifiers

Current Expenses (All figures are in \$1,000's)

"Total Costs" include costs outside of the 10 year planning window

***Design & Construction costs are inclusive of salaries where salaries are not defined**

Activity Name	Total Costs	Actual Costs	Prior FYs	FY26	FY27	FY28	FY29	FY30	FY31	5 Year Total	FY32-36
GLWA Salaries	\$337	\$0	\$0	\$0	\$0	\$0	\$0	\$0	\$0	\$0	\$270
Design/Engineering	\$0	\$0	\$0	\$0	\$0	\$0	\$0	\$0	\$0	\$0	\$0
Construction	\$39,000	\$0	\$0	\$0	\$0	\$0	\$0	\$0	\$0	\$0	\$32,700
Totals	\$39,337	\$0	\$0	\$0	\$0	\$0	\$0	\$0	\$0	\$0	\$32,970

Project Title: WRRF Rehabilitation of the Secondary Clarifiers Phase 1

Project Status: Active - Procurement - Design

Class Lvl 1: Wastewater

Class Lvl 2: Programs

Class Lvl 3: Programs

Lookup Location: WRRF

☐ **Project New to CIP:**

- ☐ **Innovation**
- ☒ **WW Master Plan**
- ☐ **Water Master Plan Right Sizing**
- ☒ **Redundancy**
- ☐ **Linear Assets Outside of Facilities**
- ☐ **Predecessor Project(s)**



WRRF Rehabilitation of the Secondary Clarifiers Phase 1

Project Engineer/Manager: Elizabeth Mann

Director: Chris Nastally

Project Score

72

Problem Statement:

The secondary clarifiers need to be inspected and rehabilitated.

Scope of Work/Project Alternatives:

This project will provide for inspection, study, design, and construction for refurbishing the secondary clarifiers. A key component will be the inspection of the concrete and the rake arms.

This project will utilize a design-build delivery model. GLWA will establish the desired refurbished condition for a typical clarifier. Because the clarifiers are performing well, this is primarily a documentation of the current system with minor adjustments for obsolete components / materials and not...See BCE Report for more information...

Other Important Info:

Challenges: This will be a long-term project because only two clarifiers can be taken out of service at a time. Also, there may be different levels of rehabilitation for each clarifier depending upon the results of the inspection.

Project History: There are 25 secondary clarifiers at the WRRF. They have been rehabilitated in the past for other components such as RAS pumps, RAS VFDs. It is time to refurbish the key components of the clarifiers.

Project Title: WRRF Rehabilitation of the Secondary Clarifiers Phase 1

Current Expenses (All figures are in \$1,000's)

"Total Costs" include costs outside of the 10 year planning window

***Design & Construction costs are inclusive of salaries where salaries are not defined**

Activity Name	Total Costs	Actual Costs	Prior FYs	FY26	FY27	FY28	FY29	FY30	FY31	5 Year Total	FY32-36
GLWA Salaries	\$170	\$93	\$89	\$15	\$15	\$15	\$15	\$15	\$5	\$66	\$0
Professional Services	\$2	\$2	\$2	\$0	\$0	\$0	\$0	\$0	\$0	\$0	\$0
Design/Engineering	\$5,000	\$26	\$0	\$591	\$1,642	\$1,331	\$1,072	\$364	\$0	\$4,409	\$0
Design/Engineering (1900318)	\$157	\$157	\$157	\$0	\$0	\$0	\$0	\$0	\$0	\$0	\$0
Design/Engineering (2202942)	\$13	\$13	\$0	\$13	\$0	\$0	\$0	\$0	\$0	\$0	\$0
Construction	\$5,482	\$0	\$0	\$30	\$1,877	\$9,156	\$10,970	\$6,287	\$1,680	\$29,970	\$0
Totals	\$35,342	\$291	\$249	\$648	\$3,534	\$10,503	\$12,057	\$6,666	\$1,686	\$34,446	\$0

Project Title: Pilot CSO Netting Facility

Project Status: Active - Procurement - Negotiation Phase - Design

Class Lvl 1: Wastewater

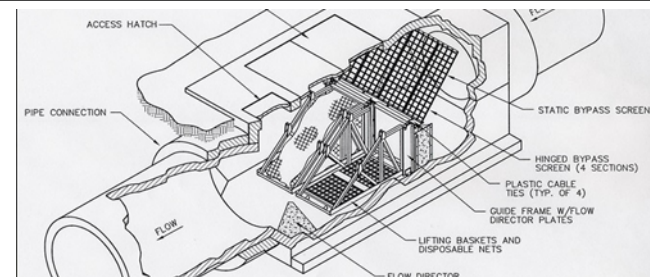
Class Lvl 2: CSO Facilities

Class Lvl 3: Multiple CSO Facilities

Lookup Location: Detroit River - near MacArthur Bridge

☐ **Project New to CIP:**

- ☐ Innovation
- ☒ WW Master Plan
- ☐ Water Master Plan Right Sizing
- ☐ Redundancy
- ☐ Linear Assets Outside of Facilities
- ☐ Predecessor Project(s)



Pilot CSO Netting Facility

Project Engineer/Manager: Vincent Genco

Director: Chris Nastally

Project Score

89.6

Problem Statement:

This problem statement has been revised based on updates and negotiations currently taking place between MDOT, DWSD, and GLWA for the I-94 Modernization project planned by MDOT. The use of the drainage system and negotiations between the three entities has resulted in the pilot location for netting facilities to be shifted to Outfalls B-3, B-4, and B-5. These outfalls are on the GLWA list for outfalls that require treatment to satisfy long term CSO control. This project is anticipated to be ...See BCE Report for more information...

Scope of Work/Project Alternatives:

Inspect the 3 outfalls, perform a study to establish requirements for the netting facilities with respect to screening, disinfection, flow measurement, sampling, hydraulic gradeline, and bypass. Perform design services to carry the elements identified in the study forward for construction drawings and specifications. Perform services to establish locations for the required facilities, and assistance in land and easement acquisition to facilitate the improvements. Provide bidding, constructi...See BCE Report for more information...

Other Important Info:

GLWA staff conducted a field inspection in 2019 of CSO outfall netting facilities constructed in Cleveland in 2004. There are different types of CSO net installations, and GLWA believes that in-line nets provide for the most efficient operation and maintenance.

Project Title: Pilot CSO Netting Facility

Current Expenses (All figures are in \$1,000's)

"Total Costs" include costs outside of the 10 year planning window

***Design & Construction costs are inclusive of salaries where salaries are not defined**

Activity Name	Total Costs	Actual Costs	Prior FYs	FY26	FY27	FY28	FY29	FY30	FY31	5 Year Total	FY32-36
GLWA Salaries	\$412	\$35	\$33	\$39	\$49	\$49	\$49	\$49	\$49	\$243	\$97
Professional Services	\$0	\$0	\$0	\$0	\$0	\$0	\$0	\$0	\$0	\$0	\$0
Professional Services (2203638)	\$123	\$69	\$62	\$42	\$18	\$0	\$0	\$0	\$0	\$18	\$0
Professional Services (1902721)	\$3	\$3	\$3	\$0	\$0	\$0	\$0	\$0	\$0	\$0	\$0
Design/Engineering	\$3,449	\$0	\$0	\$792	\$1,059	\$1,062	\$537	\$0	\$0	\$2,657	\$0
Design/Engineering (CA)	\$5,173	\$0	\$0	\$0	\$0	\$0	\$570	\$1,150	\$1,150	\$2,870	\$2,303
Construction (Build) #1	\$28,878	\$0	\$0	\$0	\$0	\$0	\$0	\$4,769	\$9,617	\$14,386	\$14,492
Totals	\$38,038	\$106	\$99	\$873	\$1,126	\$1,110	\$1,155	\$5,968	\$10,816	\$20,175	\$16,892

Project Title: Meldrum Sewer Diversion and VR-15 Improvements

Project Status: Future Planned - Within Five Year Plan

Class Lvl 1: Wastewater

Class Lvl 2: CSO Facilities

Class Lvl 3: Multiple CSO Facilities

Lookup Location: Sewers and Interceptors

☐ **Project New to CIP:**

- ☐ Innovation
- ☒ **WW Master Plan**
- ☐ **Water Master Plan Right Sizing**
- ☒ **Redundancy**
- ☐ **Linear Assets Outside of Facilities**
- ☐ **Predecessor Project(s)**



Meldrum Sewer Diversion

Project Engineer/Manager: Greg Marker

Director: Chris Nastally

Project Score

88.7

Problem Statement:

The Meldrum Sewer is an uncontrolled CSO that discharges through outfall B-07. Currently, this is an untreated CSO discharge. Untreated CSO discharges allow debris and bacteria make their way into fresh water bodies and are damaging to public health and the environment. The NPDES permit requires control of this outfall to Michigan water quality standards. The Leib Screening and Disinfection Facility was designed with capacity to screen and disinfect the Meldrum Sewer CSO flow, but current...See BCE Report for more information...

Scope of Work/Project Alternatives:

The scope of work involves connecting the Meldrum sewer to the Conant-Mt. Elliot Sewer with a diversion pipe that is 5 feet in diameter. New gates will be installed in the Meldrum sewer which direct flow through this diversion and into the Conant-Mt. Elliot sewer, which would then be processed through the Leib Screening and Disinfection Facility. These gates would allow dry weather flow to pass through the Meldrum sewer to the DRI, and would divert wet-weather to Leib SDF. This would reduce ...See BCE Report for more information...

Other Important Info:

Recommended in DWSD LTCSO Plan of 2008. This project is driven by recommendations from the Long Term CSO Control Plan from 2008 and further evaluation and recommendation from the Wastewater Masterplan Project (2019).

Project Title: Meldrum Sewer Diversion and VR-15 Improvements

Current Expenses (All figures are in \$1,000's)

"Total Costs" include costs outside of the 10 year planning window

***Design & Construction costs are inclusive of salaries where salaries are not defined**

Activity Name	Total Costs	Actual Costs	Prior FYs	FY26	FY27	FY28	FY29	FY30	FY31	5 Year Total	FY32-36
GLWA Salaries	\$354	\$0	\$0	\$46	\$61	\$62	\$61	\$61	\$61	\$307	\$0
Design & Construction Assistance # 1	\$2,000	\$0	\$0	\$0	\$800	\$173	\$342	\$342	\$342	\$1,999	\$1
Professional Services (2202942)	\$21	\$21	\$2	\$19	\$0	\$0	\$0	\$0	\$0	\$0	\$0
Construction (Build) # 1	\$7,000	\$0	\$0	\$0	\$0	\$1,011	\$1,995	\$1,995	\$1,995	\$6,995	\$5
Totals	\$9,374	\$21	\$3	\$65	\$861	\$1,246	\$2,398	\$2,398	\$2,398	\$9,301	\$7

Project Title: Long Term CSO Control Plan

Project Status: Project Execution - Pending Closeout

Class Lvl 1: Wastewater

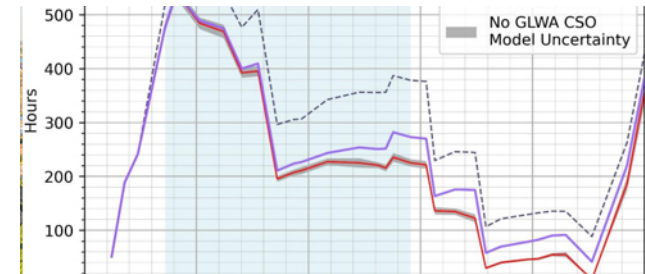
Class Lvl 2: CSO Facilities

Class Lvl 3: Multiple CSO Facilities

Lookup Location: City of Detroit

☐ **Project New to CIP:**

- ☐ **Innovation**
- ☐ **WW Master Plan**
- ☐ **Water Master Plan Right Sizing**
- ☐ **Redundancy**
- ☐ **Linear Assets Outside of Facilities**
- ☒ **Predecessor Project(s)**



Long Term CSO Control Plan

Project Engineer/Manager: Kevin Jankowski

Director: Kevin Jankowski

Project Score
88
Problem Statement:

The NPDES permit which governs CSO Discharges for GLWA requires GLWA to provide for prohibition, elimination, or adequate treatment of combined sewer discharges containing raw sewage. The current plans of 2008 and 2010 were approved by the EGLE (formerly MDEQ) and are the current plans of record. The new NPDES permit issued in July of 2019 opened the door for GLWA to refresh the Long Term Plan and submit to EGLE for review and approval by 11/15/2022. There are 56 total untreated outfalls open...See BCE Report for more information...

Scope of Work/Project Alternatives:

This project will be a predecessor project to executing a long term CSO control plan, as required by the NPDES permit. This project will include evaluation of the requirements and work done under the 2008 and 2010 current plans of record, evaluation of elements within the Wastewater Masterplan aimed at CSO Control, evaluation of affordability, evaluation and siting of specific projects to be executed, and evaluation and programming of recommended projects to address affordability. The Long Te...See BCE Report for more information...

Other Important Info:

The wastewater masterplan, has identified elements that are a part of the Long Term Plan, including a new storage conduit on the west-side for first flush capture, in-system storage dams, system diversions, and some strategically selected netting facility locations. These will need to be evaluated further under this project and also evaluated against current system requirements, and former Long Term requirements and plans set forth in 2008 and 2010. Over the course of this project, it was ag...See BCE Report for more information...

Project Title: Long Term CSO Control Plan

Current Expenses (All figures are in \$1,000's)
"Total Costs" include costs outside of the 10 year planning window
***Design & Construction costs are inclusive of salaries where salaries are not defined**

Activity Name	Total Costs	Actual Costs	Prior FYs	FY26	FY27	FY28	FY29	FY30	FY31	5 Year Total	FY32-36
GLWA Salaries	\$0	\$0	\$0	\$0	\$0	\$0	\$0	\$0	\$0	\$0	\$0
Professional Services	\$1,122	\$1,122	\$1,122	\$0	\$0	\$0	\$0	\$0	\$0	\$0	\$0
Contractual Professional Services (CS-200)	\$240	\$240	\$240	\$0	\$0	\$0	\$0	\$0	\$0	\$0	\$0
Contractual Professional Services (1904197)	\$6,449	\$6,449	\$6,449	\$0	\$0	\$0	\$0	\$0	\$0	\$0	\$0
Contractual Professional Services (U of M 2001434)	\$361	\$361	\$361	\$0	\$0	\$0	\$0	\$0	\$0	\$0	\$0
Design & Construction Assistance	\$0	\$0	\$0	\$0	\$0	\$0	\$0	\$0	\$0	\$0	\$0
Totals	\$8,171	\$8,171	\$8,171	\$0	\$0	\$0	\$0	\$0	\$0	\$0	\$0

Project Title: Oakwood and Leib CSO Facilities Improvement Project

Project Status: Project Execution - Design

Class Lvl 1: Wastewater

Class Lvl 2: CSO Facilities

Class Lvl 3: Multiple CSO Facilities

Lookup Location: Oakwood/Leib

☐ **Project New to CIP:**

- ☐ **Innovation**
- ☐ **WW Master Plan**
- ☐ **Water Master Plan Right Sizing**
- ☐ **Redundancy**
- ☐ **Linear Assets Outside of Facilities**
- ☐ **Predecessor Project(s)**



Oakwood and Leib CSO Facilities Improvement Project

Project Engineer/Manager: Vincent Genco

Director: Chris Nastally

Project Score

79.4

Problem Statement:

The Leib CSO Facility has been under utilized for the last 20 years. The WWMP recommended a diversion to the facility which will increase utilization and close an untreated CSO outfall. To prepare for this increased utilization, improvements to the facility are required. The chemical system has functionally failed and the screening system presents operational and maintenance difficulties (pilot facility with different types of screens requiring different maintenance and having different fail...See BCE Report for more information...

Scope of Work/Project Alternatives:

To be prepare for the Meldrum Diversion project, the following are needed. Replacement of fine screens, the chemical feed system, improved automation for chemical dosing, improved access, miscellaneous electrical/HVAC and I&C improvements, a new road to improve safety, as well as various safety improvements to facility hatches. The scope of work was refined under CS-299 (CSO Facilities Assessment Project). The following improvements will be planned for: The manual screening in the pump stati...See BCE Report for more information...

Other Important Info:

This is a predecessor project to the Meldrum diversion project and should be constructed prior to completion of the Meldrum Diversion to permit use and testing of equipment installed as a part of that project. This project is intended to be completed within a 24 month window from the completion of the NWI diversion project. Given anticipated difficulties of that project, it is likely that this project will be completed much earlier than the NWI diversion and ideally before the NWI diversion to...See BCE Report for more information...

Project Title: Oakwood and Leib CSO Facilities Improvement Project

Current Expenses (All figures are in \$1,000's)

"Total Costs" include costs outside of the 10 year planning window

***Design & Construction costs are inclusive of salaries where salaries are not defined**

Activity Name	Total Costs	Actual Costs	Prior FYs	FY26	FY27	FY28	FY29	FY30	FY31	5 Year Total	FY32-36
GLWA Salaries	\$187	\$93	\$91	\$13	\$14	\$14	\$14	\$14	\$14	\$70	\$14
Professional Services	\$622	\$409	\$390	\$183	\$49	\$0	\$0	\$0	\$0	\$49	\$0
Professional Services (1902721)	\$14	\$14	\$14	\$0	\$0	\$0	\$0	\$0	\$0	\$0	\$0
Design/Engineering	\$11,294	\$6,018	\$5,963	\$639	\$781	\$783	\$781	\$781	\$781	\$3,909	\$783
Design/Engineering (CS-166)	\$0	\$0	\$0	\$0	\$0	\$0	\$0	\$0	\$0	\$0	\$0
Construction	\$60,970	\$0	\$0	\$1,453	\$4,741	\$13,564	\$14,571	\$13,356	\$8,707	\$54,939	\$4,578
Totals	\$73,087	\$6,533	\$6,458	\$2,288	\$5,585	\$14,362	\$15,367	\$14,151	\$9,502	\$58,967	\$5,375

Project Title: CSO Facilities Improvements II

Project Status: Project Execution - Design

Class Lvl 1: Wastewater

Class Lvl 2: CSO Facilities

Class Lvl 3: Multiple CSO Facilities

Lookup Location: Various CSO Facilities

☐ **Project New to CIP:**

- ☐ **Innovation**
- ☐ **WW Master Plan**
- ☐ **Water Master Plan Right Sizing**
- ☐ **Redundancy**
- ☐ **Linear Assets Outside of Facilities**
- ☐ **Predecessor Project(s)**



CSO Facilities Improvements II

Project Engineer/Manager: Brooke Ballard

Director: Chris Nastally

Project Score

61

Problem Statement:

At the CSO basins, there is a need to address safety and architectural deficiencies, upgrade or install new select instrumentation at Baby Creek and Belle Isle, and upgrade St. Aubin's screening and disinfection systems. Due to the age of the buildings, select architectural features are in disrepair and in need of rehabilitation. Additionally, safety features, especially fall protection, need to be improved to meet current code requirements and best practices. Furthermore, the St. Aubin facili...See BCE Report for more information...

Scope of Work/Project Alternatives:

This project addresses O&M and safety issues at all 9 CSOs, especially as it relates to fall protection. This includes railing, netting/ grating in hatches, and fall protection anchor points. Architectural rehabilitation will also be implemented to ensure the longevity of buildings at the CSO basins. At St. Aubin, the screening system will have the hydraulic system upgraded to more efficient models, as well as other various parts replaced to maximize screening efficiency. Replacement of chemica...See BCE Report for more information...

Other Important Info:

N/A

Project Title: CSO Facilities Improvements II

Current Expenses (All figures are in \$1,000's)
"Total Costs" include costs outside of the 10 year planning window
***Design & Construction costs are inclusive of salaries where salaries are not defined**

Activity Name	Total Costs	Actual Costs	Prior FYs	FY26	FY27	FY28	FY29	FY30	FY31	5 Year Total	FY32-36
GLWA Salaries	\$141	\$73	\$73	\$20	\$26	\$21	\$0	\$0	\$0	\$48	\$0
Professional Services (CS-272)	\$171	\$171	\$171	\$0	\$0	\$0	\$0	\$0	\$0	\$0	\$0
Professional Services (CS-166)	\$0	\$0	\$0	\$0	\$0	\$0	\$0	\$0	\$0	\$0	\$0
Design/Engineering	\$5,177	\$3,022	\$2,937	\$629	\$941	\$670	\$0	\$0	\$0	\$1,611	\$0
Construction	\$18,901	\$0	\$0	\$0	\$10,436	\$8,465	\$0	\$0	\$0	\$18,901	\$0
Totals	\$24,390	\$3,265	\$3,181	\$649	\$11,404	\$9,156	\$0	\$0	\$0	\$20,560	\$0

Project Title: Disinfection System Improvements at Baby Creek, Belle Isle, and Puritan Fenkell CSO Facilities

Project Status: Active - Procurement - Design

Class Lvl 1: Wastewater

Class Lvl 2: CSO Facilities

Class Lvl 3: Multiple CSO Facilities

Lookup Location: Wayne

☐ **Project New to CIP:**

- ☐ **Innovation**
- ☐ **WW Master Plan**
- ☐ **Water Master Plan Right Sizing**
- ☐ **Redundancy**
- ☐ **Linear Assets Outside of Facilities**
- ☐ **Predecessor Project(s)**



Disinfection System Improvements

Project Engineer/Manager: Vincent Genco

Director: Chris Nastally

Project Score

57

Problem Statement:

The chemical feed pumps and systems at these facilities are expensive to maintain and there is a lack of automation of the feed systems. Each facility has a different type of chemical pump, making O&M more difficult and site-specific. At Baby Creek, the floor in the Chemical Room is flat and the coating has been degraded by sodium hypochlorite spills.

Scope of Work/Project Alternatives:

This project replaces the chemical feed systems at each facility with standardized and automated feed systems. Other improvements include providing a sloped floor with a corrosion resistant coating in the Baby Creek Chemical Room and installation of a ladder and railing system to access the top of the carbon vessel of the Belle Isle odor control system for carbon replacement.

Other Important Info:

The Belle Isle portion of this work needs to be approved by DWSD.

Current Expenses (All figures are in \$1,000's)

"Total Costs" include costs outside of the 10 year planning window

***Design & Construction costs are inclusive of salaries where salaries are not defined**

Activity Name	Total Costs	Actual Costs	Prior FYs	FY26	FY27	FY28	FY29	FY30	FY31	5 Year Total	FY32-36
GLWA Salaries	\$78	\$8	\$7	\$9	\$11	\$11	\$11	\$11	\$10	\$53	\$8
Professional Services (2202942)	\$132	\$93	\$88	\$9	\$6	\$6	\$6	\$6	\$6	\$30	\$5
Design/Engineering	\$4,400	\$0	\$0	\$832	\$1,131	\$1,339	\$762	\$223	\$112	\$3,568	\$0
Construction	\$12,000	\$0	\$0	\$0	\$56	\$1,441	\$5,066	\$4,076	\$1,362	\$12,000	\$0
Totals	\$16,609	\$100	\$95	\$850	\$1,203	\$2,797	\$5,845	\$4,315	\$1,491	\$15,651	\$13

Project Title: Flushing System Improvements at Conner Creek and St. Aubin CSO Facilities

Project Status: Future Planned - Within Five Year Plan

Class Lvl 1: Wastewater

Class Lvl 2: CSO Facilities

Class Lvl 3: Multiple CSO Facilities

Lookup Location: Various CSO Facilities

☐ **Project New to CIP:**

- ☐ **Innovation**
- ☐ **WW Master Plan**
- ☐ **Water Master Plan Right Sizing**
- ☐ **Redundancy**
- ☐ **Linear Assets Outside of Facilities**
- ☐ **Predecessor Project(s)**



Flushing System Improvements at Conner Creek and St. Aubin CSO Facilities

Project Engineer/Manager: Brooke Ballard

Director: Chris Nastally

Project Score

74.4

Problem Statement:

At Conner Creek, a significant amount of solids accumulate in the influent area just upstream of the bar screens. The original flushing system is ineffective and is non-functional. Currently, GLWA staff use a bobcat to fill a dumpster to remove some of the solids and rely on fire hoses to remove the rest - both of which are labor intensive, costly, and involve safety issues.

Also at Conner Creek, the flushing reservoirs in the basin require the use of potable water (after the initial flush...See BCE Report for more information...

Scope of Work/Project Alternatives:

This project provides improvements in the influent area of Conner Creek to allow for more efficient removal of accumulated solids and to make the entire influent area more accessible for bobcat maneuverability throughout the entire influent area.

This project also provides for river water as a source of flushing water in the basin, which will provide water savings and will significantly reduce the time to fill the reservoirs.

At St. Aubin, the project includes a new effluent conduit f...See BCE Report for more information...

Other Important Info:

The Conner Creek flushing work is being combined with St. Aubin because of the similarity of the design and nature of construction.

Project Title: Flushing System Improvements at Conner Creek and St. Aubin CSO Facilities

Current Expenses (All figures are in \$1,000's)

"Total Costs" include costs outside of the 10 year planning window

***Design & Construction costs are inclusive of salaries where salaries are not defined**

Activity Name	Total Costs	Actual Costs	Prior FYs	FY26	FY27	FY28	FY29	FY30	FY31	5 Year Total	FY32-36
GLWA Salaries	\$64	\$0	\$0	\$0	\$2	\$9	\$9	\$9	\$9	\$38	\$26
Design/Engineering	\$1,401	\$0	\$0	\$0	\$58	\$315	\$314	\$153	\$108	\$949	\$452
Construction	\$5,605	\$0	\$0	\$0	\$0	\$0	\$0	\$0	\$1,082	\$1,082	\$4,523
Totals	\$7,070	\$0	\$0	\$0	\$59	\$324	\$324	\$162	\$1,199	\$2,069	\$5,001

Project Title: Site Improvements at St. Aubin, Belle Isle, and Baby Creek CSO Facilities

Project Status: Active - Pre-Procurement
- Design

Class Lvl 1: Wastewater


Class Lvl 2: CSO Facilities

Class Lvl 3: Multiple CSO Facilities

Lookup Location: Wayne

☐ **Project New to CIP:**

- ☐ **Innovation**
- ☐ **WW Master Plan**
- ☐ **Water Master Plan Right Sizing**
- ☐ **Redundancy**
- ☐ **Linear Assets Outside of Facilities**
- ☐ **Predecessor Project(s)**



CSO Facilities Improvements

Project Engineer/Manager: Kashmira Patel

Director: Chris Nastally

Project Score

54.6

Problem Statement:

A number of site-related improvements were identified at St. Aubin, Belle Isle and Baby Creek CSO Facilities under CS-299. At the St. Aubin outfall these include: 1) poor drainage in the access drive area between Atwater St. and the fenced area; 2) fencing in disrepair; 3) difficulty in removing hatch plates and 4) limited access to the backwater gates. Poor drainage of the access drive has damaged the road surface and created issues with accessibility to the secured area. In addition, the conc...See BCE Report for more information...

Scope of Work/Project Alternatives:

This project includes site improvements at these three CSO facilities. At St. Aubin, various site improvements will be made to address the problems noted above. At Belle Isle, the concrete pavement will be extended to provide an adequate turning radius for the chemical delivery trucks, and other site improvements will be made to address drainage issues. At Baby Creek, a new stop log storage shelter will be constructed to provide protection from UV light for the stop log seals.

Other Important Info:

None

Project Title: Site Improvements at St. Aubin, Belle Isle, and Baby Creek CSO Facilities

Current Expenses (All figures are in \$1,000's)

"Total Costs" include costs outside of the 10 year planning window

***Design & Construction costs are inclusive of salaries where salaries are not defined**

Activity Name	Total Costs	Actual Costs	Prior FYs	FY26	FY27	FY28	FY29	FY30	FY31	5 Year Total	FY32-36
GLWA Salaries	\$12	\$4	\$2	\$2	\$0	\$1	\$1	\$1	\$1	\$6	\$2
Professional Services (2202942)	\$11	\$11	\$5	\$6	\$0	\$0	\$0	\$0	\$0	\$0	\$0
Design/Engineering	\$276	\$0	\$0	\$0	\$15	\$76	\$74	\$8	\$41	\$214	\$61
Construction	\$1,102	\$0	\$0	\$0	\$0	\$0	\$0	\$16	\$359	\$374	\$728
Totals	\$1,400	\$15	\$8	\$8	\$15	\$78	\$76	\$25	\$401	\$595	\$791

Project Title: HVAC Improvements at Puritan Fenkell and Seven Mile CSO Facilities

Project Status: Project Execution - Design

Class Lvl 1: Wastewater

Class Lvl 2: CSO Facilities

Class Lvl 3: Multiple CSO Facilities

Lookup Location: Various CSO Facilities

☐ **Project New to CIP:**

- ☐ **Innovation**
- ☐ **WW Master Plan**
- ☐ **Water Master Plan Right Sizing**
- ☒ **Redundancy**
- ☐ **Linear Assets Outside of Facilities**
- ☐ **Predecessor Project(s)**



HVAC Improvements at Puritan Fenkell and Seven Mile CSO Facilities

Project Engineer/Manager: Brooke Ballard

Director: Chris Nastally

Project Score

57.8

Problem Statement:

A number of HVAC-related improvements were identified as needed at Puritan-Fenkell and Seven Mile CSO Facilities under CS-299. The improvements at both facilities require replacement of a large amount of HVAC equipment, due to age of the equipment or need to improve access for maintenance, and to provide monitoring for code compliance in the Odor Control and Headworks area.

Scope of Work/Project Alternatives:

This project includes replacement of HVAC equipment including PACU-1, HVU-1, HVU-2, HVU-3, SF-1, SF-2, and exhaust fans at both Puritan-Fenkell and Seven Mile CSO Facilities. Also, the project includes improvements to enhance safety in the Odor Control and Headworks areas at both the facilities to comply with NFPA 820. It also includes removal of HVAC equipment from the shunt channel and effluent channel since it is not used and are inoperable.

Other Important Info:

NA

Project Title: HVAC Improvements at Puritan Fenkell and Seven Mile CSO Facilities

Current Expenses (All figures are in \$1,000's)

"Total Costs" include costs outside of the 10 year planning window

***Design & Construction costs are inclusive of salaries where salaries are not defined**

Activity Name	Total Costs	Actual Costs	Prior FYs	FY26	FY27	FY28	FY29	FY30	FY31	5 Year Total	FY32-36
GLWA Salaries	\$14	\$8	\$8	\$1	\$1	\$1	\$1	\$0	\$0	\$5	\$0
Professional Services (CS-272)	\$15	\$15	\$15	\$0	\$0	\$0	\$0	\$0	\$0	\$0	\$0
Professional Services (2203638)	\$25	\$7	\$7	\$12	\$6	\$0	\$0	\$0	\$0	\$6	\$0
Design/Engineering	\$1,228	\$0	\$0	\$439	\$541	\$93	\$148	\$7	\$0	\$789	\$0
Design/Engineering (2202942)	\$0	\$0	\$0	\$0	\$0	\$0	\$0	\$0	\$0	\$0	\$0
Construction	\$5,400	\$0	\$0	\$0	\$1,266	\$2,023	\$2,017	\$94	\$0	\$5,400	\$0
Totals	\$6,682	\$30	\$30	\$452	\$1,814	\$2,118	\$2,167	\$101	\$0	\$6,200	\$0

Project Title: HVAC Improvements at Conner Creek and Belle Isle CSO Facilities

Project Status: Future Planned - Within Five Year Plan

Class Lvl 1: Wastewater

Class Lvl 2: CSO Facilities

Class Lvl 3: Multiple CSO Facilities

Lookup Location: Detroit

☐ **Project New to CIP:**

- ☐ **Innovation**
- ☐ **WW Master Plan**
- ☐ **Water Master Plan Right Sizing**
- ☐ **Redundancy**
- ☐ **Linear Assets Outside of Facilities**
- ☐ **Predecessor Project(s)**



Conner Creek and Belle Isle CSO Facilities

Project Engineer/Manager: Chris Nastally

Director: Chris Nastally

Project Score

70.5

Problem Statement:

A number of HVAC-related improvements were identified at Conner Creek and Belle Isle CSO Facilities under the CS-299 Facilities Assessment. Most of the improvements are related to ventilation, access to HVAC equipment and heating/cooling systems.

Scope of Work/Project Alternatives:

The project includes improvements to enhance safety in the Odor Control area at Belle Isle to comply with NFPA 820, as well as improve access to HVAC equipment in the Chemical Room and Odor Control Area. Other improvements at Belle Isle include the replacement of the unit heaters and improvements in the cooling of the Control Room and Sample Room. At Conner Creek, the project includes improvements to the heating of the Maintenance Shop, Electrical Room, and Control Room, and access to the Chemi...See BCE Report for more information...

Other Important Info:

None

Current Expenses (All figures are in \$1,000's)

"Total Costs" include costs outside of the 10 year planning window

***Design & Construction costs are inclusive of salaries where salaries are not defined**

Activity Name	Total Costs	Actual Costs	Prior FYs	FY26	FY27	FY28	FY29	FY30	FY31	5 Year Total	FY32-36
GLWA Salaries	\$4	\$0	\$0	\$0	\$0	\$0	\$0	\$0	\$0	\$0	\$4
Design/Engineering	\$800	\$0	\$0	\$0	\$0	\$0	\$0	\$0	\$72	\$72	\$728
Construction	\$5,000	\$0	\$0	\$0	\$0	\$0	\$0	\$0	\$0	\$0	\$5,000
Totals	\$5,803	\$0	\$0	\$0	\$0	\$0	\$0	\$0	\$72	\$72	\$5,732

Project Title: Control System Upgrades at Conner Creek, Oakwood, and Puritan Fenkell CSO Facilities

Project Status: Future Planned - Within Five Year Plan

Class Lvl 1: Wastewater

Class Lvl 2: CSO Facilities

Class Lvl 3: Multiple CSO Facilities

Lookup Location: Various CSO Facilities

☐ **Project New to CIP:**

- ☐ **Innovation**
- ☐ **WW Master Plan**
- ☐ **Water Master Plan Right Sizing**
- ☒ **Redundancy**
- ☐ **Linear Assets Outside of Facilities**
- ☐ **Predecessor Project(s)**



Control System Upgrades at Conner Creek, Oakwood, and Puritan Fenkell CSO Facilities

Project Engineer/Manager: Brooke Ballard

Director: Chris Nastally

Project Score

59

Problem Statement:

There is a need to update the existing control system to the latest version of Ovation in order to standardize equipment and increase monitoring capabilities at Conner Creek, Oakwood, and Puritan-Fenkell CSO Facilities. In addition, lighting at these facilities is poor or non-existent in some locations, which makes for unsafe working conditions. There is a need for additional flow meters, level sensors, and process cameras at these facilities. Similar issues related to lighting, remote control ...See BCE Report for more information...

Scope of Work/Project Alternatives:

This project addresses control system and I&C issues at Conner Creek, Oakwood, and Puritan-Fenkell. The Ovation control system will be updated to the latest version, which will enhance overall performance. Additional lighting will be provide at these facilities to improve worker safety. At Conner Creek, redundant level sensors will be removed, a new flow meter for dewatering flow downstream of the junction chamber will be provided, and chemical tank level indication and process cameras will be ...See BCE Report for more information...

Other Important Info:

N/a

Current Expenses (All figures are in \$1,000's)

"Total Costs" include costs outside of the 10 year planning window

***Design & Construction costs are inclusive of salaries where salaries are not defined**

Activity Name	Total Costs	Actual Costs	Prior FYs	FY26	FY27	FY28	FY29	FY30	FY31	5 Year Total	FY32-36
GLWA Salaries	\$54	\$0	\$0	\$0	\$2	\$9	\$9	\$9	\$9	\$40	\$14
Design/Engineering	\$1,184	\$0	\$0	\$0	\$63	\$328	\$320	\$33	\$176	\$919	\$265
Construction	\$437	\$0	\$0	\$0	\$0	\$0	\$0	\$6	\$140	\$146	\$291
Totals	\$1,675	\$0	\$0	\$0	\$65	\$337	\$329	\$48	\$325	\$1,105	\$570

Project Title: Facility Improvements at Puritan Fenkell and Seven Mile CSO Facilities

Project Status: Future Planned - Within Five Year Plan

Class Lvl 1: Wastewater

Class Lvl 2: CSO Facilities

Class Lvl 3: Multiple CSO Facilities

Lookup Location: Various CSO Facilities

☐ **Project New to CIP:**

- ☐ **Innovation**
- ☐ **WW Master Plan**
- ☐ **Water Master Plan Right Sizing**
- ☐ **Redundancy**
- ☐ **Linear Assets Outside of Facilities**
- ☐ **Predecessor Project(s)**



Facility Improvements at Puritan Fenkell and Seven Mile CSO Facilities

Project Engineer/Manager: Brooke Ballard

Director: Chris Nastally

Project Score

56.8

Problem Statement:

At Puritan Fenkell and Seven Mile, there are various issues that need to be addressed based on the CS-299 Facilities Assessment. There is poor accessibility to the bearing assemblies of the basin's tipping buckets and to the dewatering forcemain for inspection and cleaning. There are drainage issues at both facilities, which become a safety concern for personnel accessing the buildings during the winter months due to ice. At Puritan Fenkell, there is no means to isolate the dry and wet weather ...See BCE Report for more information...

Scope of Work/Project Alternatives:

This project improves surface access to the tipping buckets and dewatering forcemains to facilitate O&M at both the facilities. Similarly, the project will improve the drainage of water at both facilities. At Puritan-Fenkell, isolation of the wet weather and dry weather wet wells will be provided and a stop log removal system will be provided. At Seven Mile, the hatch cover plates will be replaced with lighter-weight hatches. The effluent stop log and effluent hatch replacement would not be needed...See BCE Report for more information...

Other Important Info:

The stop log and hatch replacement will not be needed if these basins are converted to complete capture.

Current Expenses (All figures are in \$1,000's)

"Total Costs" include costs outside of the 10 year planning window

***Design & Construction costs are inclusive of salaries where salaries are not defined**

Activity Name	Total Costs	Actual Costs	Prior FYs	FY26	FY27	FY28	FY29	FY30	FY31	5 Year Total	FY32-36
GLWA Salaries	\$8	\$0	\$0	\$0	\$0	\$0	\$2	\$2	\$2	\$6	\$3
Design/Engineering	\$179	\$0	\$0	\$0	\$0	\$18	\$89	\$5	\$27	\$139	\$40
Construction	\$715	\$0	\$0	\$0	\$0	\$0	\$0	\$51	\$267	\$318	\$397
Totals	\$902	\$0	\$0	\$0	\$0	\$18	\$91	\$57	\$296	\$462	\$440

Project Title: Conversion to Complete Capture Basin at Puritan Fenkell and Seven Mile CSO Facilities

Project Status: Future Planned - Within Five Year Plan
Class Lvl 1: Wastewater
Class Lvl 2: CSO Facilities
Class Lvl 3: Multiple CSO Facilities
Lookup Location: Various CSO Facilities
☐ **Project New to CIP:**

- ☒ **Innovation**
- ☐ **WW Master Plan**
- ☐ **Water Master Plan Right Sizing**
- ☐ **Redundancy**
- ☐ **Linear Assets Outside of Facilities**
- ☐ **Predecessor Project(s)**



Conversion to Complete Capture Basin at Puritan Fenkell and Seven Mile CSO Facilities

Project Engineer/Manager: Brooke Ballard

Director: Chris Nastally

Project Score

72

Problem Statement:

The Wastewater Master Plan identified that Puritan Fenkell and Seven Mile can be operated in complete capture mode for flows up to the 10-year 1-hour design storm. These facilities have not experienced the originally anticipated level of flows and, in fact, the facilities had no discharge for 3 years from 2016 to 2018 and only a few discharges from Puritan Fenkell in 2019 and 2020.

Scope of Work/Project Alternatives:

This project includes modifying Puritan-Fenkell and Seven Mile Facilities to capture-only facilities. This project may be modified by the LTCP, depending on it's acceptance.

Other Important Info:

NA

Current Expenses (All figures are in \$1,000's)

"Total Costs" include costs outside of the 10 year planning window

***Design & Construction costs are inclusive of salaries where salaries are not defined**

Activity Name	Total Costs	Actual Costs	Prior FYs	FY26	FY27	FY28	FY29	FY30	FY31	5 Year Total	FY32-36
GLWA Salaries	\$40	\$0	\$0	\$0	\$0	\$1	\$6	\$6	\$6	\$18	\$22
Design/Engineering	\$888	\$0	\$0	\$0	\$0	\$38	\$200	\$200	\$96	\$533	\$355
Construction	\$3,554	\$0	\$0	\$0	\$0	\$0	\$0	\$0	\$0	\$0	\$3,554
Totals	\$4,482	\$0	\$0	\$0	\$0	\$39	\$205	\$205	\$101	\$551	\$3,931

Project Title: Hubbell Southfield CSO Facility Improvements

Project Status: Project Execution - Design

Class Lvl 1: Wastewater


Class Lvl 2: CSO Facilities

Class Lvl 3: Hubbell Southfield

Lookup Location: Dearborn

☐ **Project New to CIP:**

- ☐ **Innovation**
- ☐ **WW Master Plan**
- ☐ **Water Master Plan Right Sizing**
- ☐ **Redundancy**
- ☐ **Linear Assets Outside of Facilities**
- ☐ **Predecessor Project(s)**



Hubbell Southfield CSO Facility

Project Engineer/Manager: Kashmira Patel

Director: Chris Nastally

Project Score

75.7

Problem Statement:

The Hubbell Southfield CSO Basin was constructed in the late 1990s and is in need of major capital improvements. The spray-flushing system is ineffective for removing solids and debris from the floor of the basin and shunt channel after a storm event. Currently, operators must manually use fire hoses and lower a bobcat into the basin after storm events, which is a safety concern due to the confined space, sloped and slippery floors, and poor lighting. The dewatering pumps are unable to handle h...See BCE Report for more information...

Scope of Work/Project Alternatives:

A new basin flushing system was recommended by the CS-299 Facilities Assessment consisting of flushing gates and reservoirs (similar to those installed at Conner Creek, Oakwood, and Belle Isle CSO Facilities). The project will include new dewatering pumps to replace the existing and new basin sump pumps with a solids system to fluidize accumulated grit to replace non-functional pumps. The project also includes chemical feed system improvements, including pump replacement to standardize pumping ...See BCE Report for more information...

Other Important Info:

Additional required repairs were identified in preliminary BODR performed by AECOM under CS272 Task 7-2-030-A.

Project Title: Hubbell Southfield CSO Facility Improvements

Current Expenses (All figures are in \$1,000's)

"Total Costs" include costs outside of the 10 year planning window

***Design & Construction costs are inclusive of salaries where salaries are not defined**

Activity Name	Total Costs	Actual Costs	Prior FYs	FY26	FY27	FY28	FY29	FY30	FY31	5 Year Total	FY32-36
GLWA Salaries	\$655	\$99	\$96	\$65	\$83	\$83	\$83	\$83	\$83	\$413	\$81
Professional Services	\$417	\$417	\$417	\$0	\$0	\$0	\$0	\$0	\$0	\$0	\$0
Design/Engineering (2202386)	\$0	\$0	\$0	\$0	\$0	\$0	\$0	\$0	\$0	\$0	\$0
Design/Engineering (2103225)	\$11,418	\$5,160	\$4,747	\$1,230	\$1,093	\$1,096	\$1,093	\$1,081	\$545	\$4,906	\$535
Construction	\$54,854	\$0	\$0	\$0	\$1,710	\$6,975	\$14,103	\$14,103	\$10,585	\$47,477	\$7,377
Totals	\$67,344	\$5,676	\$5,261	\$1,294	\$2,886	\$8,153	\$15,278	\$15,266	\$11,213	\$52,796	\$7,993

Project Title: CSO Hubbell Southfield VR-8 Gate Improvements

Project Status: Future Planned - Within Five Year Plan

Class Lvl 1: Wastewater

Class Lvl 2: CSO Facilities

Class Lvl 3: Hubbell Southfield

Lookup Location: Dearborn

☐ **Project New to CIP:**

- ☐ **Innovation**
- ☐ **WW Master Plan**
- ☐ **Water Master Plan Right Sizing**
- ☒ **Redundancy**
- ☐ **Linear Assets Outside of Facilities**
- ☐ **Predecessor Project(s)**



CSO Hubbell Southfield VR-8 Gate Improvements

Project Engineer/Manager: Brooke Ballard

Director: Chris Nastally

Project Score
50.2
Problem Statement:

The VR-8 Regulator is located upstream of the Hubbell-Southfield CSO Facility in the center median of Michigan Avenue east of the Southfield Freeway. The regulator consists of two stainless steel slide gates that are adjusted by SCADA control to regulate flow from the Hubbell-Southfield sewer to the NWI. A rehabilitation project was designed in 2013, but not implemented. Rehabilitation of the VR-8 Regulator is still needed.

Scope of Work/Project Alternatives:

The rehabilitation of the VR-8 Regulator includes replacement of the slide gates and actuator together with access improvements in the median near the gates and the control panel. The improvements will help maintain system reliability and functionality.

Other Important Info:

n/a

Current Expenses (All figures are in \$1,000's)
"Total Costs" include costs outside of the 10 year planning window
***Design & Construction costs are inclusive of salaries where salaries are not defined**

Activity Name	Total Costs	Actual Costs	Prior FYs	FY26	FY27	FY28	FY29	FY30	FY31	5 Year Total	FY32-36
GLWA Salaries	\$16	\$0	\$0	\$0	\$1	\$3	\$3	\$3	\$3	\$12	\$4
Design/Engineering	\$354	\$0	\$0	\$0	\$19	\$98	\$95	\$10	\$53	\$275	\$79
Construction	\$1,416	\$0	\$0	\$0	\$0	\$0	\$0	\$100	\$529	\$629	\$787
Totals	\$1,785	\$0	\$0	\$0	\$20	\$101	\$98	\$113	\$585	\$916	\$870

Project Title: Baby Creek Outfall Improvements Project

Project Status: Project Execution - Construction

Class Lvl 1: Wastewater

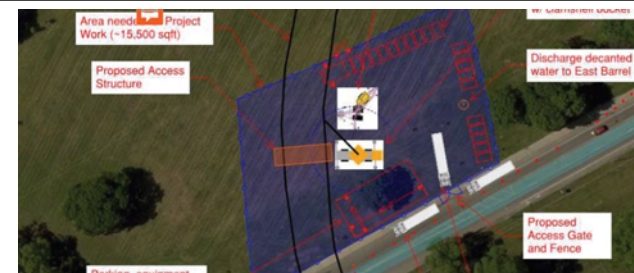
Class Lvl 2: CSO Facilities

Class Lvl 3: Baby Creek

Lookup Location: Baby Creek CSO Facility

☐ **Project New to CIP:**

- ☐ **Innovation**
- ☐ **WW Master Plan**
- ☐ **Water Master Plan Right Sizing**
- ☐ **Redundancy**
- ☐ **Linear Assets Outside of Facilities**
- ☐ **Predecessor Project(s)**



Baby Creek Outfall Improvements Project

Project Engineer/Manager: Paul Ransom

Director: Chris Nastally

Project Score

80.1

Problem Statement:

A facility is required to be constructed in order to ensure continued access to the Baby Creek Outfall. In addition system improvements which address sediment accumulation are needed to ensure the CSO can meet NPDES requirements. This system improvement will likely be a flushing system installed inside the outfall, but the best solution is not known at this time. The triple barrel Baby Creek Outfall consists of (3) 14'-6" wide by 17'-6" tall concrete box culverts which extend from the Baby Cree...See BCE Report for more information...

Scope of Work/Project Alternatives:

This project consists of a study and design. Construction is anticipated but since the flushing system solution is not known at this time this phase is not included in the project due to the variability in alternatives and their associated costs. The study and design will assess the proper ways to clean the pipes, facilitate future maintenance, flushing of the pipes after rain events, and perform assessments of the backwater gates ensuring proper instrumentation is installed in the outfall to...See BCE Report for more information...

Other Important Info:

The current outfall cannot be flushed and the solids level builds up after each rain event. Furthermore, the rising river level continues to impact this facility and its outfall capacity. The build up of sludge inhibits does not favor Baby Creek in passing the necessary flows because the capacity of the pipes are reduced due to the reduction in cross-sectional area.

Project Title: Baby Creek Outfall Improvements Project

Current Expenses (All figures are in \$1,000's)

"Total Costs" include costs outside of the 10 year planning window

***Design & Construction costs are inclusive of salaries where salaries are not defined**

Activity Name	Total Costs	Actual Costs	Prior FYs	FY26	FY27	FY28	FY29	FY30	FY31	5 Year Total	FY32-36
GLWA Salaries	\$544	\$514	\$510	\$34	\$0	\$0	\$0	\$0	\$0	\$0	\$0
Professional Services	\$1,230	\$1,230	\$1,230	\$0	\$0	\$0	\$0	\$0	\$0	\$0	\$0
Design/Engineering	\$17	\$17	\$0	\$17	\$0	\$0	\$0	\$0	\$0	\$0	\$0
Design-Build # 1	\$13,131	\$10,686	\$10,545	\$2,586	\$0	\$0	\$0	\$0	\$0	\$0	\$0
Totals	\$14,921	\$12,446	\$12,284	\$2,638	\$0	\$0	\$0	\$0	\$0	\$0	\$0

Project Title: Baby Creek CSO Facility Influent Flushing System

Project Status: Future Planned - Ten Year CIP

Class Lvl 1: Wastewater

Class Lvl 2: CSO Facilities

Class Lvl 3: Baby Creek

Lookup Location: Baby Creek

☐ **Project New to CIP:**

- ☐ **Innovation**
- ☐ **WW Master Plan**
- ☐ **Water Master Plan Right Sizing**
- ☒ **Redundancy**
- ☐ **Linear Assets Outside of Facilities**
- ☐ **Predecessor Project(s)**



Baby Creek CSO Facility Influent Flushing System

Project Engineer/Manager: Brooke Ballard

Director: Chris Nastally

Project Score
72.3
Problem Statement:

A significant amount of solids can accumulate in the Baby Creek influent channel area, immediately upstream of the weir wall at the Headworks. Significant solids buildup can cause hydraulic restrictions and impede inspection of the influent flow meters. There is no flushing system at this location and solids removal must be performed periodically by a contractor which is costly. In addition, the S-2-1 sluice gate opening does not extend to the bottom of the influent channel to allow for complet...See BCE Report for more information...

Scope of Work/Project Alternatives:

This project includes evaluation and construction of a new flushing system in the influent area. The project will also include modifying the opening of the sluice gate S-2-1 to make the bottom of the gate opening at a lower elevation which would allow the flushed solids to enter the dewatering well.

Other Important Info:

NA

Current Expenses (All figures are in \$1,000's)
"Total Costs" include costs outside of the 10 year planning window
***Design & Construction costs are inclusive of salaries where salaries are not defined**

Activity Name	Total Costs	Actual Costs	Prior FYs	FY26	FY27	FY28	FY29	FY30	FY31	5 Year Total	FY32-36
GLWA Salaries	\$7	\$0	\$0	\$0	\$0	\$0	\$0	\$0	\$0	\$0	\$4
Design/Engineering	\$148	\$0	\$0	\$0	\$0	\$0	\$0	\$0	\$0	\$0	\$95
Construction	\$591	\$0	\$0	\$0	\$0	\$0	\$0	\$0	\$0	\$0	\$67
Totals	\$744	\$0	\$0	\$0	\$0	\$0	\$0	\$0	\$0	\$0	\$166

Project Title: Power Quality: Electric Metering Improvement Program

Project Status: Cancelled
Class Lvl 1: Centralized Services
Class Lvl 2: Programs
Class Lvl 3: Programs
Lookup Location: System-wide
☐ **Project New to CIP:**

- ☐ **Innovation**
- ☐ **WW Master Plan**
- ☐ **Water Master Plan Right Sizing**
- ☒ **Redundancy**
- ☐ **Linear Assets Outside of Facilities**
- ☐ **Predecessor Project(s)**



Power Quality: Electric Metering Improvement Program

Project Engineer/Manager: Mini Panicker

Director: John Norton

Project Score

0

Problem Statement:

This includes advanced meters for measuring power usage in real-time to reduce the electrical demands and further optimize load management practices, GLWA experienced a lot of power outages at facilities. The installation of the New Power Monitors provide real wave form data to determine the cause of the outages and the time period of sagging or swelling voltage which effects the integrity of the equipment. MFG 7/25/2019

Scope of Work/Project Alternatives:

This program will increase the number of electric meters at pumping stations and treatment facilities to facilitate active demand management to reduce electricity rates. The meters can be tied to the existing data management system for data archival and use.
The installation of the New Power Monitors will provide real wave form data to determine the cause of outages and the time period of sagging or swelling voltage which effects the integrity of equipment. MFG 07/25/2019

Other Important Info:

Project History: Project will find high demand (kW) sites i.e all the water treatment plants (Phase 1)
We would like to change the project to design build and move up on the CIP. The outages are affecting the pressures resulting in water main breaks and boil water advisories, This will help to better communicate DTE problems that occur and lead to solutions to improve the process or equipment. MFG 7/25/2019

Current Expenses (All figures are in \$1,000's)

"Total Costs" include costs outside of the 10 year planning window

***Design & Construction costs are inclusive of salaries where salaries are not defined**

Activity Name	Total Costs	Actual Costs	Prior FYs	FY26	FY27	FY28	FY29	FY30	FY31	5 Year Total	FY32-36
GLWA Salaries	\$0	\$0	\$0	\$0	\$0	\$0	\$0	\$0	\$0	\$0	\$0
Design/Engineering	\$0	\$0	\$0	\$0	\$0	\$0	\$0	\$0	\$0	\$0	\$0
Totals	\$0	\$0	\$0	\$0	\$0	\$0	\$0	\$0	\$0	\$0	\$0

Project Title: Masonry Replacement and Rehabilitation Program

Project Status: Cancelled
Class Lvl 1: Centralized Services
Class Lvl 2: Programs
Class Lvl 3: Programs
Lookup Location: Multiple Counties
☐ **Project New to CIP:**

- ☐ **Innovation**
- ☐ **WW Master Plan**
- ☐ **Water Master Plan Right Sizing**
- ☐ **Redundancy**
- ☐ **Linear Assets Outside of Facilities**
- ☐ **Predecessor Project(s)**



Masonry Replacement and Rehabilitation Program

Project Engineer/Manager: Douglas Atkinson

Director: Paula Anderson

Project Score

0

Problem Statement:

Cracks and deterioration have been identified in masonry walls, exterior concrete, retaining walls, concrete decks and floor repair or replacement causing safety concerns. Repair or replacement is needed to address this deterioration

Scope of Work/Project Alternatives:

For NE WTP: Analyze the movement and moisture penetration problem, rebuild portions of masonry and concrete walls, floors, roof parapets and deck elements.

For SW WTP: Assess the panels and support structure, replace panels, repair or restore rusted steel members.

For Imlay City: Remove or rebuild retaining walls to withstand soils pressure.

Other Important Info:

Three sites have been identified for this project all have some failing concrete.

- 1) Northeast WTP
- 2) Southwest WTP
- 3) Imlay City Pumping Station

Current Expenses (All figures are in \$1,000's)

"Total Costs" include costs outside of the 10 year planning window

***Design & Construction costs are inclusive of salaries where salaries are not defined**

Activity Name	Total Costs	Actual Costs	Prior FYs	FY26	FY27	FY28	FY29	FY30	FY31	5 Year Total	FY32-36
GLWA Salaries	\$0	\$0	\$0	\$0	\$0	\$0	\$0	\$0	\$0	\$0	\$0
TBD/Unallocated	\$0	\$0	\$0	\$0	\$0	\$0	\$0	\$0	\$0	\$0	\$0
Totals	\$0	\$0	\$0	\$0	\$0	\$0	\$0	\$0	\$0	\$0	\$0



07

APPENDICES

