



Financial Services Audit Committee Communication

Date: April 23, 2021

To: Great Lakes Water Authority Audit Committee

From: Michael Lasley, Procurement Manager

Re: Annual Procurement Report

Background: Pursuant to the Great Lakes Water Authority By-Laws Article XII, Section 4, the Procurement team has prepared an annual report detailing all contracts entered into by the GLWA for the last fiscal year ending June 30, 2020. Following review by the Audit Committee this report will be posted on the Vendors Page on the GLWA website.

Note: for reference, By-Laws Article XII, Section 4 states:

Section 4. The GLWA shall prepare an annual report detailing all contracts entered into by the GLWA during the immediately preceding fiscal year. This report shall be posted on the GLWA's website and shall be otherwise made available to the public pursuant the Michigan Freedom of Information Act.

Analysis: The attached report provides a summary of all purchases by GLWA for FY 2020 as well as summary statistics and analysis. This inaugural report also includes information for fiscal years ending June 30, 2019 and June 30, 2018 for comparative purposes.

It should also be noted that GLWA provides an extensive, searchable database of all executed contracts on the [Procurement Portal](#).

Proposed Action: Receive and file this report.

The Annual Procurement Report includes the following:

1. Key Takeaways
2. Key Terms & Assumptions
3. Fiscal Year Analysis
4. Awards by Contract Level
5. Awards by Vendor
6. Awards by Region
7. Detailed Appendices

Pursuant to the Great Lakes Water Authority By-Laws Article XII, Section 4, this annual report identifies all contracts entered into by the GLWA for the last fiscal year ending June 30, 2020. The report provides a detailed summary of all purchases by GLWA for FY 2020 as well as summary statistics and analysis. This inaugural report also includes information for additional fiscal years for comparative purposes and trend analysis.

The GLWA Procurement Team is a strategic cross-functional partner whose goal within the Financial Services Area (FSA) is to provide and manage effective procurement processes and procedures for the acquisition of quality goods and services in support of the Great Lakes Water Authority's mission and goals. GLWA Procurement utilizes the Bonfire Public Procurement application to manage the process of gathering, reviewing, awarding, and monitoring contracts and services with vendors. This system is used in tandem with the GLWA BS&A (the primary source for these reports) financial system to assign requisitions, purchase orders, and to ultimately process vendor payments. The GLWA Procurement team works very closely with other FSA teams throughout the process of the procure to pay cycle.

The information contained in this report is a comprehensive compilation of data from these systems organized in a manner that not only satisfies the base requirement of the GLWA By-Laws but also highlights key insights and trends apparent to the GLWA FSA team upon review. Following review by the GLWA Audit Committee, this information will be available on the GLWA website Vendors page at www.glwater.org where you can also find an entire section dedicated to vendors and communication of GLWA procurement policies, programs, and current solicitations.

Note that all contracts since the effective date are publicly available on the procurement portal on GLWA's website.

Key Takeaways

- ✓ GLWA's FY 2020 awarded contracts and purchase orders totaled \$454 million.
- ✓ Of that \$454 million, \$288 million or 63% was awarded to Michigan-based businesses.
- ✓ \$284 million or 62% of the total Michigan award was awarded to businesses located in Macomb, Wayne, Oakland, and Genesee counties.
- ✓ \$96 million or 21% of the total Michigan award was awarded to Detroit-based businesses.
- ✓ This inaugural report includes multiple years to provide context and is the result of evolving technology and staff resources since GLWA's operational effective date. For this reason, in some instances, data is presented for some years but not all.

Key Terms & Assumptions

Following are key terms that will assist the reader in understanding the information presented in this report.

- Contract: A written binding agreement between GLWA and outside vendors based on GLWA's Terms and Conditions. All contracts are associated with an approved purchase order.
- Fiscal Year: GLWA's one year period used for financial reporting extending from July 1 to June 30 the following year.
- Invoice: Issued by the seller/vendor to acquire payment and includes an itemized list of goods shipped specifying the price, products, and quantities.
- Purchase Order (PO): A document generated by GLWA that authorizes a purchase transaction. When accepted by the seller/vendor, it becomes a contract binding on both parties.
- Requisitions: A formal request for obtaining a good and/or service including supplies, raw materials, construction projects, and services. It is also used in requesting additional amendments and change orders for current purchase orders and contracts.

In addition to these key terms, certain assumptions were utilized in the presentation of this information. Key assumptions include the following:

- Purchase order data presented is based on the date the approved purchase order transaction was posted to the general ledger for accounting purposes.
- Invoice data presented is also based on the date the invoice is posted to the general ledger for accounting purposes.
- Purchase order amounts do not remain static, unlike invoice totals.
- Procurement continually processes amendments (including renewals) and change orders that can decrease or more often increase the purchase order total and those changes impact the original fiscal year totals.

Fiscal Year Analysis

The Fiscal Year Analysis section of this report examines the GLWA procurement purchase order and contract information comprehensively with comparative data between fiscal years to provide context and highlight trends developing over time.

Chart 1 – FY 2020 Total Combined Contracts and Purchase Orders Awards and Invoices issued without a Purchase Order - identifies the total Contracts/Purchase Orders awarded through Procurement and in addition total invoices not tied to a Purchase Order (typically utilities or approved employee benefit payments). The majority (86% in FY 2020) of all GLWA activity is tracked through approved/awarded purchase orders.

Chart 1 – FY 2020 Total Combined Contracts and Purchase Orders Awards and Invoices issued without a Purchase Order

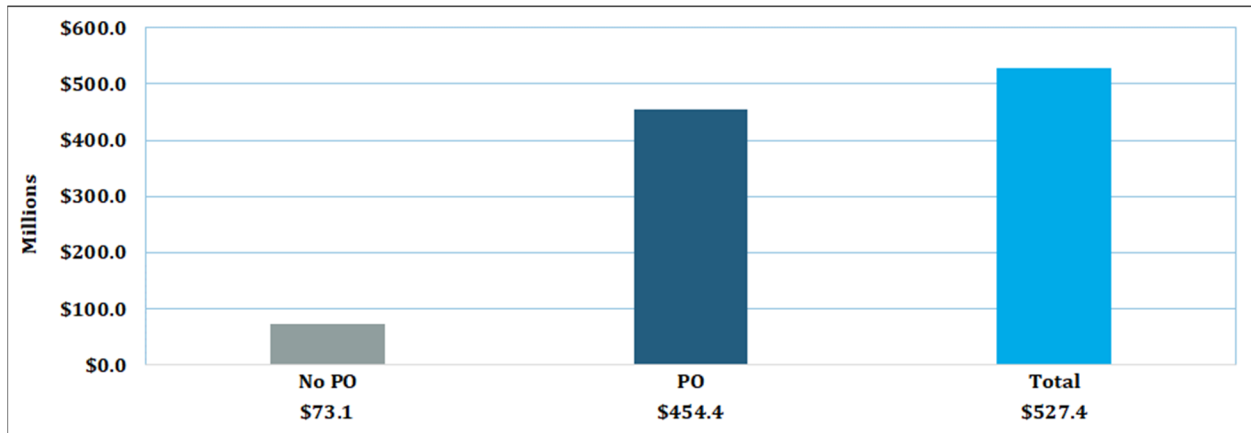


Table 1 – Total Awarded Contracts and Purchase Orders as a % of Total Issued highlights purchases that are larger than \$50 thousand and/or purchases necessitating legal documentation and enforcement and therefore requiring formal contracts. In addition to providing legal safeguards and quality of services protections, contracts restrain costs by reducing the number of PO's and combining purchases to drive cost down.

The table below identifies the total awarded amount of PO's requiring and issued with a contract and those that were able to be awarded without a contract. It also includes the count of associated purchased orders included in those totals.

Requisition information is provided in this table to show the relationship between purchase orders and the volume of change orders (managed via requisitions). This assists in demonstrating the average amount of modification from the original, approved purchase order.

Table 1 – Total Awarded Contracts and Purchase Orders as a % of Total Issued

| FY PO/Contract | Total Amount | Percentage of Amount | PO Count | Requisition Count | Average PO | Average Requisition |
|-------------------|----------------------|----------------------|-------------|-------------------|------------------|---------------------|
| 2018 | | | | | | |
| Contract | \$461,123,427 | 91.94% | 390 | 390 | \$1,182,368 | \$1,182,368 |
| PO | \$40,413,954 | 8.06% | 3125 | 3125 | \$12,932 | \$12,932 |
| 2018 Total | \$501,537,381 | 33.29% | 3515 | 3515 | \$142,685 | \$142,685 |
| 2019 | | | | | | |
| Contract | \$286,275,712 | 87.47% | 411 | 444 | \$696,535 | \$644,765 |
| PO | \$41,004,136 | 12.53% | 3192 | 3356 | \$12,846 | \$12,218 |
| 2019 Total | \$327,279,847 | 21.72% | 3603 | 3800 | \$90,835 | \$86,126 |
| 2020 | | | | | | |
| Contract | \$416,395,133 | 91.64% | 398 | 540 | \$1,046,219 | \$771,102 |
| PO | \$37,977,896 | 8.36% | 3636 | 4137 | \$10,445 | \$9,180 |
| 2020 Total | \$454,373,029 | 30.16% | 4034 | 4677 | \$112,636 | \$97,151 |
| 2021 | | | | | | |
| Contract | \$206,703,978 | 92.49% | 178 | 292 | \$1,161,258 | \$707,890 |
| PO | \$16,780,972 | 7.51% | 2115 | 2503 | \$7,934 | \$6,704 |
| 2021 Total | \$223,484,950 | 14.83% | 2293 | 2795 | \$97,464 | \$79,959 |

* Average PO does not include Amendments, CCD's and Change Orders in the calculation

* Average Requisition includes all Amendments, CCD's and Change Orders in the calculation

In FY 2020, \$416 million or 91.64% of PO's issued were attached to a contract reinforcing the fact that this best practice is well-utilized by GLWA. This has been a consistent trend since FY 2018 that is continuing into FY 2021.

Chart 2 – Average Purchase Orders Awarded by Amount and Chart 3 – Average Contract Awarded by Amount utilize the information in Table 1 to show the decrease in the average dollar amount of PO's and the corresponding the increase in contract amounts over the period FY 2018 through FY 2021 to date. It indicates more products/services are strategically procured through managed processes and bidding.

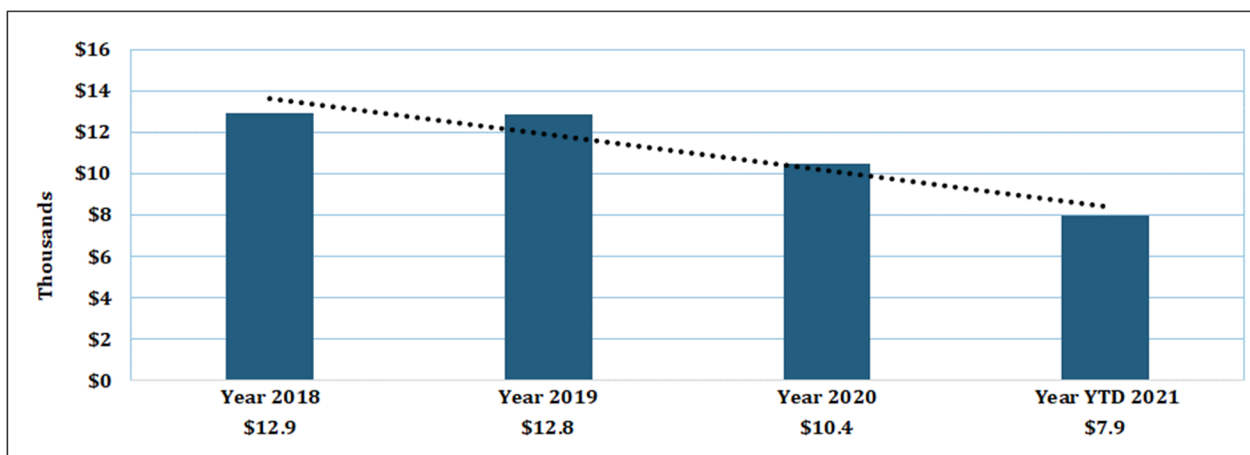
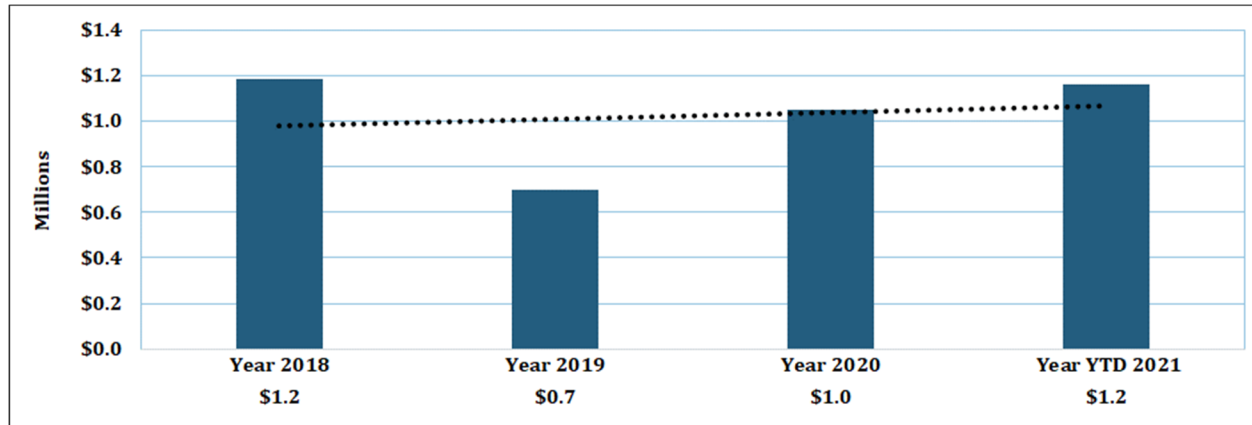
Chart 2 – Average Purchase Orders Awarded by Amount


Chart 3 – Average Contract Awarded by Amount



Awards by Contract Level

Large contracts require the Procurement Group's continued attention to detail to ensure successful timetables are met and projects are completed to the satisfaction all GLWA stakeholders. A complete listing of contracts awarded over a million dollars for fiscal years 2020 can be found in **Appendix A – FY 2020 Contracts and Purchase Orders Awarded Over \$1 Million** of this report. The top ten contracts for FY 2020 in terms of dollar value of contracts awarded is extracted from that appendix summarized in **Table 2 – FY 2020 Top Ten Largest Contracts Awarded by Dollar Value** below. These Top Ten Contracts represent \$205.8 million or 45% of the total \$454 million awarded Contracts/Purchase Orders for FY 2020.

Table 2 – FY 2020 Top Ten Largest Contracts Awarded by Dollar Value

| Contract | Vendor | Project Description | Amount (Millions) |
|--|-------------------------------------|---|-------------------|
| 1803312 | Kokosing Industrial Inc. | Division Valves at West Service Center | \$44.9 |
| 1900741 | Jacobs Consultants, Inc. | 96" Main Relocation, Isolation Valve Inspection | \$26.6 |
| GLWA-CON-149 | Inland Waters Pollution Control Inc | CON-149: Inland: DRI Sec Insp,Eval,Des | \$25.8 |
| 1900744 | Pullman SST, Inc. | Imlay, WCS,LH,SP,SW Reservoir Inspection | \$21.6 |
| 1803621 | Ric-Man Construction Inc | Transmission Work: Wick Road Parallel | \$21.0 |
| 1802745 | Ric-Man Construction Inc | Transmission System Valve Replacement | \$15.0 |
| 1804129 | Lakeshore Global Corporation | Replacement Schoolcraft Water Main | \$14.5 |
| 1900134 | Barton Malow Company | Springwells WTP Low and High Lift Improvement | \$13.7 |
| 1803776 | Commercial Contracting Corporation | CON-280:IWC Laboratory Operation Construction | \$11.7 |
| 1901658 | Lakeshore Global Corporation | Sewerage Treatment Operations | \$10.9 |
| FY 2020 Total of Top 10 Projects Awarded | | | \$205.8 |

Awards by Vendor

Procurement recognizes strategic vendors that represent a majority of GLWA award activity and are essential to GLWA achieving its goals. **Table 3 – FY 2020 Top Ten Vendor Total Contract Awards** below identifies the top ten vendors by combined Contracts/Purchase Orders issued for FY 2020. These Top Ten Vendors represent \$274 million or 60% of the total \$454 million awarded to Vendors in FY 2020. A complete listing of vendors contracts awarded for fiscal years 2018, 2019 and 2020 can be found in **Appendix B - FY 2020 Vendors**

with Contracts and Purchase Orders Over \$1 Million and Appendix C - Total FY 2020 Contracts and Purchase Orders by Vendor (alphabetical) of this report.

Table 3 – FY 2020 Top Ten Vendor Total Contract Awards

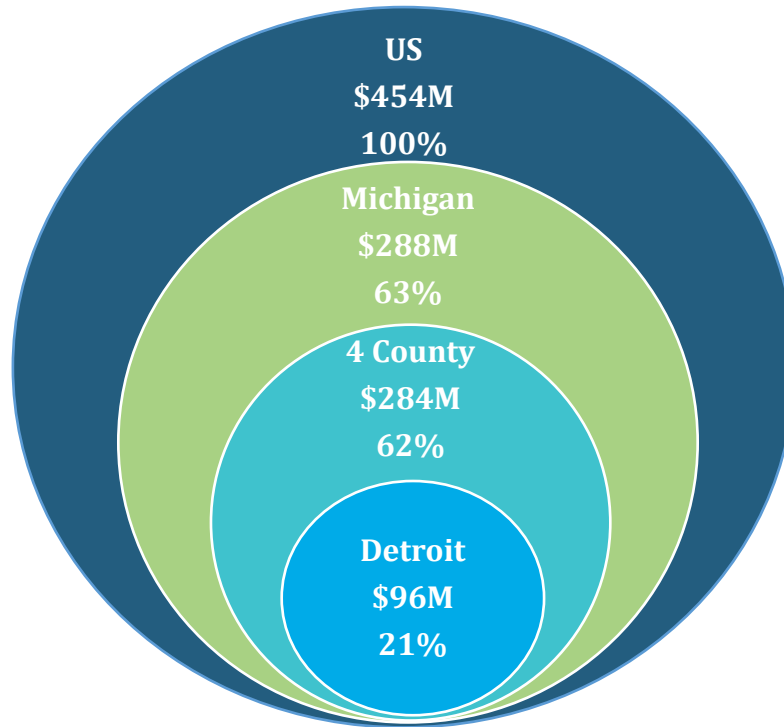
| Vendor | PO Count | Amount (Millions) |
|--|-----------|-------------------|
| Kokosing Industrial Inc. | 3 | \$45.0 |
| Ric-Man Construction Inc | 2 | \$36.0 |
| Lakeshore Global Corporation | 9 | \$33.7 |
| Jacobs Consultants, Inc. | 2 | \$32.2 |
| Inland Waters Pollution Control Inc | 1 | \$25.8 |
| Commercial Contracting Corporation | 5 | \$24.5 |
| Arcadis of Michigan LLC | 4 | \$22.4 |
| Pullman SST, Inc. | 1 | \$21.6 |
| Barton Malow Company | 2 | \$17.0 |
| Weiss Construction Co LLC | 6 | \$15.8 |
| FY 2020 Total of Top 10 Vendors Awarded | 35 | \$274.0 |

Awards by Region

GLWA Procurement is dedicated to supporting the vendor community as demonstrated by the Vendor Outreach team members within Procurement focused on this effort. A strong vendor outreach program improves the quality of vendors servicing GLWA as well as contributing to the local and regional economy.

The charts and tables in this section highlight these awards based upon vendor location and are specific to FY 2020. The section begins with **Chart 4 – FY 2020 Award Regional Impact** identifies the influence and impact GLWA has on the region and breaks the fiscal years total Contracts/Purchase Orders awarded of \$454 million down into several geographical cross-sections that will be reviewed further in subsequent charts. It should be noted here Contract/Purchase Orders awarded outside the United States was less than one percent.

Chart 4 – FY 2020 Award Impact by Overall Region



Note: The four-county area included in this chart are Wayne, Oakland, Macomb, and Genesee.

Chart 5 – FY 2020 Top Ten States with Highest Awards Volume – focuses on the State awards and specifically the top ten states awarded the highest amounts within the total \$454.4 million in U.S. purchase orders awarded by GLWA in FY 2020. As expected, the largest volume is awarded locally within the state of Michigan, followed by Ohio and closely by Illinois.

Chart 5 – FY 2020 Top Ten States with Highest Awards Volume

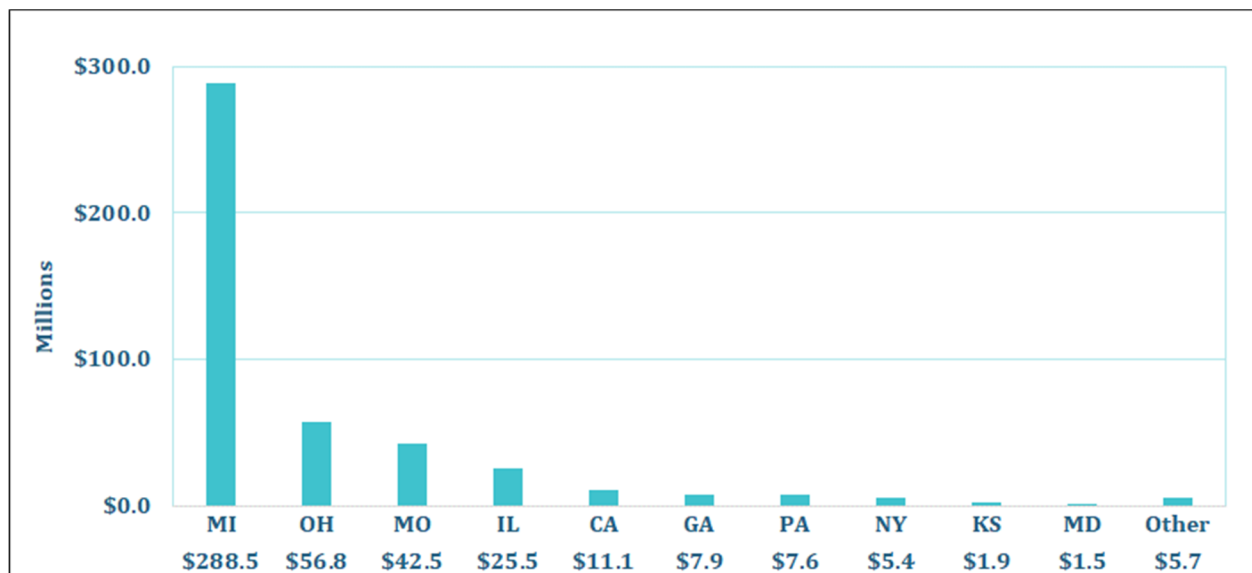


Table 4 – FY 2020 Top Three Vendors in each Top Ten State - identifies the top three vendors in each of the top ten states listed in the previous chart and provides insight regarding why these states are reflected in the top ten most highly awarded states.

Table 4 – FY 2020 Top Three Vendors in each Top Ten State

| State | Top 3 Vendors in State | Amount (Millions) |
|--------------|-------------------------------------|-------------------|
| Michigan | Ric-Man Construction Inc | \$36.0 |
| | Lakeshore Global Corporation | \$35.2 |
| | Inland Waters Pollution Control Inc | \$29.4 |
| Ohio | Kokosing Industrial Inc. | \$45.5 |
| | Marra Services Inc | \$6.2 |
| | Dunbar Mechanical, Inc. | \$3.0 |
| Missouri | Jacobs Consultants, Inc. | \$32.2 |
| | Enterprise Fleet Management | \$9.2 |
| | Black & Veatch Ltd | \$0.6 |
| Illinois | Arcadis of Michigan LLC | \$6.9 |
| | HDR Michigan, Inc. | \$5.0 |
| | PVS Nolwood Chemical Inc | \$3.8 |
| California | Brown and Caldwell LLC | \$10.3 |
| | Clayton Industries | \$0.2 |
| | Innovyze Inc | \$0.1 |
| Georgia | DXC Technology Services LLC | \$7.0 |
| | Idexx Laboratories | \$0.3 |
| | Moody's Investors Service Inc | \$0.2 |
| Pennsylvania | Emerson Process Management | \$3.6 |
| | Dell Computer Corporation | \$1.5 |
| | PFM Financial Advisors LLC | \$0.4 |
| New York | Hazen and Sawyer | \$5.0 |
| | Seagull Control Systems LLC | \$0.1 |
| | Waterfall Security Solutions Ltd | \$0.1 |
| Kansas | The Foster Group LLC | \$1.4 |
| | Lubrication Engineers Inc. | \$0.5 |
| | Andax Industries LLC | \$0.0 |
| Maryland | PFM Asset Management LLC | \$1.4 |
| | Process Wastewater Technologies LLC | \$0.1 |
| | Transcat Inc | \$0.0 |

Chart 6 – FY 2020 Awards by County – identifies the volume of contracts awarded by county in Michigan. Of the \$288.5 million of awards in Michigan, 98% were awarded to vendors based in the four-county, GLWA service region.

Chart 6 – FY 2020 Awards by County

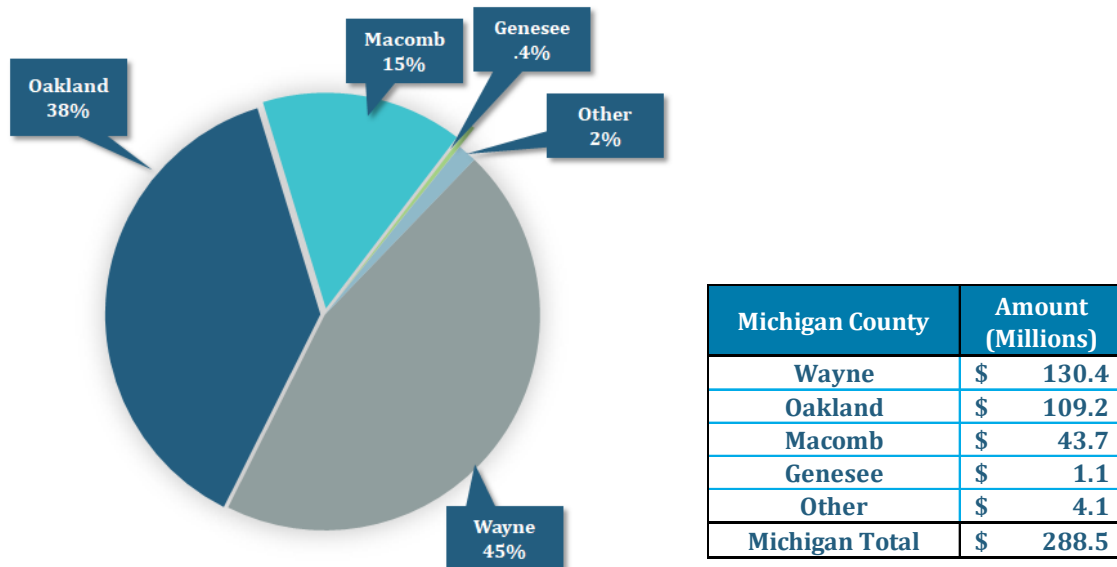


Table 5 – FY 2020 Top 10 Awards by City - focuses on the awards by City highlighting the natural tendency of bidders on common services to be from the local vendor pool as well as the GLWA focus of supporting local vendors.

Table 5 – FY 2020 Top 10 Awards by City

| Michigan Top 10 City | Top 10 Michigan Cities | Amount (Millions) | Percentage of Total |
|-----------------------|------------------------|-------------------|---------------------|
| 1 | Detroit-MI | \$96.1 | 33% |
| 2 | Sterling Heights-MI | \$37.8 | 13% |
| 3 | Novi-MI | \$26.4 | 9% |
| 4 | Auburn Hills-MI | \$24.6 | 9% |
| 5 | Southfield-MI | \$24.0 | 8% |
| 6 | Trenton-MI | \$21.6 | 7% |
| 7 | Wixom-MI | \$8.0 | 3% |
| 8 | Farmington Hills-MI | \$7.7 | 3% |
| 9 | Bloomfield Hills-MI | \$5.7 | 2% |
| 10 | Warren-MI | \$5.6 | 2% |
| Other | Other | \$30.8 | 11% |
| Michigan Total | | \$288.5 | 100% |

Detailed Appendices

Appendix A – FY 2020 Contracts and Purchase Orders Awarded Over \$1 Million

This report identifies all awards over one million dollars and identifies the vendor associated with each. It is generated using data downloaded from the BS&A accounts payable and procurement modules and includes award activity data generated as part of these processes. Items outside the scope of this report include such things as GLWA employee payroll, debt, and pension obligation payments. Award activity is based on the date range July 1, 2019 through June 30, 2020.

Appendix B – FY 2020 Vendors with Contracts and Purchase Orders Over \$1 Million

This report identifies all vendor with total awards over one million dollars and the awards that make up the total. It is generated using data downloaded from the BS&A accounts payable and procurement modules and includes award activity data generated as part of these processes. Items outside the scope of this report include such things as GLWA employee payroll, debt, and pension obligation payments. Award activity is based on the date range July 1, 2019 through June 30, 2020.

Appendix C – Total FY 2020 Contracts and Purchase Orders by Vendor (alphabetical)

This report is generated using data downloaded from the BS&A accounts payable and procurement modules and includes award activity data generated as part of these processes. Items outside the scope of this report include such things as GLWA employee payroll, debt, and pension obligation payments. Award activity is based on the date range July 1, 2019 through June 30, 2020.

Appendix A: Great Lakes Water Authority FY 2020 Awards Over \$1 Million

**Great Lakes Water Authority
FY 2020 Contracts and Purchase Orders Awarded Over \$1 Million**

| CONTRACT | Vendor GL Level | CIP/Project Desc | Amount |
|-----------------------|-------------------------------------|---|--------------|
| 1803312 | Kokosing Industrial Inc. | Divison Valves at West Service Center | \$44,900,000 |
| 1900741 | Jacobs Consultants, Inc. | 96" Main Relocation, Isolation Valve Ins | \$26,634,516 |
| GLWA-CON-149 | Inland Waters Pollution Control Inc | CON-149: Inland: DRI Sec Insp, Eval, Des | \$25,823,513 |
| 1900744 | Pullman SST, Inc. | Imlay, WCS, LH, SP, SW Reservoir Inspection | \$21,597,998 |
| 1803621 | Ric-Man Construction Inc | Transmission Work: Wick Road Parallel | \$20,962,361 |
| 1802745 | Ric-Man Construction Inc | Transmission System Valve Replacement Pa | \$15,000,000 |
| 1804129 | Lakeshore Global Corporation | Replacement Schoolcraft Water Main | \$14,490,960 |
| 1900134 | Barton Malow Company | Springwells WTP Low and High Lift Improv | \$13,733,521 |
| 1803776 | Commercial Contracting Corporation | CON-280: IWC Laboratory Operation Constr | \$11,749,000 |
| 1901658 | Lakeshore Global Corporation | Sewerage Treatment Operations | \$10,944,780 |
| 1803769 | Arcadis of Michigan LLC | Energy Management - Lake Huron | \$10,465,656 |
| 1802170 | Enterprise Fleet Management | Centralized Services I&E | \$9,232,500 |
| 1803025-6 | Weiss Construction Co LLC | Sewer I&E | \$7,750,000 |
| 1803025-2 | Commercial Contracting Corporation | CSO Facilities Chemical Containment Sump | \$7,750,000 |
| GLWA-CS-119(a) | DXC Technology Services LLC | Water Administration and General Expense | \$7,000,000 |
| 1803705 | Arcadis of Michigan LLC | Water Administration and General Expense | \$6,931,619 |
| GLWA-CS-299 | Jacobs Consultants, Inc. | Sewer I&E | \$5,589,698 |
| 1902658 | Marra Services Inc | Rehabilitation of Outfalls - Phase IV | \$5,399,075 |
| GLWA-CON-238 | Weiss Construction Co LLC | CON 238: Chlor-Decolor Process Imp | \$5,282,339 |
| 1900318-3 | Hazen and Sawyer | Sewer I&E | \$5,000,000 |
| 1900318-4 | Hubbell, Roth & Clark, Inc. | Sewer I&E | \$5,000,000 |
| 1900318-2 | Black & Veatch Ltd Of Michigan | Sewer I&E | \$5,000,000 |
| 1900318-6 | Wade Trim Associates Inc | Sewer I&E | \$5,000,000 |
| 1900318-5 | HDR Michigan, Inc. | Sewer I&E | \$5,000,000 |
| 1900318-1 | Arcadis of Michigan LLC | Sewer I&E | \$5,000,000 |
| 4000701 (1900516) | Commercial Contracting Corporation | Energy Mgt: Freeze Protection Pump Instal | \$4,994,000 |
| 1900796 | Lakeshore Global Corporation | Rehabilitation of Outfalls - Phase II | \$4,914,846 |
| 1904332 | GDI Services Inc | Water General Oper Maint- Bldg & Grounds | \$4,682,395 |
| 1803942 | OHM and WSP, A Joint Venture | Downriver Transmission Main Loop | \$4,644,631 |
| 1803709 | Applied Science Inc | CIP #222004 Conveyance System Infrastructure Improvements | \$4,575,838 |
| 1902063 (GLWA-CS-267) | Brown and Caldwell LLC | Ypsilanti Pumping Station Improvements | \$3,683,686 |
| 1901767 | Brown and Caldwell LLC | Newburgh BPS - Pumping System & Building | \$3,503,413 |
| 1134 | Emerson Process Management | I&E Water Fund | \$3,496,114 |
| 1803025-4 | J F Cavanaugh Company | Water General Operating & Maintenance | \$3,250,000 |
| 1803025-1 | Barton Malow Company | Water General Operating & Maintenance | \$3,250,000 |
| 1803025-5 | Lakeshore Global Corporation | Water General Operating & Maintenance | \$3,250,000 |
| 1803025-3 | DE-CAL Inc | Sewer I&E | \$3,250,000 |
| 1802575 | Brown and Caldwell LLC | #N/A | \$3,149,897 |

Appendix A: Great Lakes Water Authority FY 2020 Awards Over \$1 Million

| CONTRACT | Vendor GL Level | CIP/Project Desc | Amount |
|--------------------|-------------------------------------|--|----------------------|
| 1803483 | Schreiber Corporation | Roof Replacement-Var Water Facilities | \$3,143,522 |
| 1905101 | J F Cavanaugh Company | NEP High Pressure Water Tank (Emergency | \$3,000,000 |
| 0008901 | PVS Nolwood Chemical Inc | Sewer Operations Secondary Sedimentation | \$2,967,442 |
| 50817 | Motor City Electric Co | Water Source of Supply Operations | \$2,855,330 |
| 1803538 | Weiss Construction Co LLC | Pressure and Control Imp Booster Pumping | \$2,650,866 |
| 1901569 | Dell Computer Corporation | Water Administration and General Expense | \$2,188,164 |
| 1803685 | Chemtrade Chemicals US LLC | Water Source of Supply Operations | \$2,038,600 |
| 2000068 | Waste Management Of Michigan Inc | Sewerage Treatment Operations | \$2,000,000 |
| 1902702 | Interior Environments LLC | Centralized Services I&E | \$1,784,534 |
| 1901995 | Conti Corporation | Water General Oper Maint- Bldg & Grounds | \$1,700,000 |
| 1900702 | Premier Group Associates LC | Water General Oper Maint- Bldg & Grounds | \$1,679,388 |
| 1901014 | Chemtrade Chemicals US LLC | Water Operations Laboratory | \$1,665,500 |
| 2001082 | Preventive Maintenance Technologies | Water Source of Supply Operations | \$1,587,500 |
| 1902721 | PFM Asset Management LLC | Water Administration and General Expense | \$1,320,000 |
| 2000302 | Dunbar Mechanical, Inc. | Water Pump Station Maintenance | \$1,297,600 |
| 2001521 | GDI Services Inc | Water General Oper Maint- Bldg & Grounds | \$1,177,027 |
| 1901555 | Premier Group Associates LC | Water General Oper Maint- Bldg & Grounds | \$1,079,063 |
| 1901036 | LaSalle Construction Services | NE Steel Cover Replacement | \$1,003,000 |
| GLWA-CS-195 | The Foster Group LLC | Water Administration and General Expense | \$1,000,000 |
| Grand Total | | | \$388,019,894 |

Appendix B: Great Lakes Water Authority FY 2020 Vendors with Awards Over \$1 Million

Great Lakes Water Authority

FY 2020 Vendors with Contracts and Purchase Orders Over \$1 Million

| Vendor/Contract/Description of Project | Amount |
|---|--------------|
| Kokosing Industrial Inc. | |
| 1803312 | |
| Divison Valves at West Service Center | \$44,900,000 |
| Ric-Man Construction Inc | |
| 1802745 | |
| Transmission System Valve Replacement Pa | \$15,000,000 |
| 1803621 | |
| Transmission Work: Wick Road Parallel | \$20,962,361 |
| Lakeshore Global Corporation | |
| 1803025-5 | |
| Water General Operating & Maintenance | \$3,250,000 |
| 1804129 | |
| Replacement Schoolcraft Water Main | \$14,490,960 |
| 1900796 | |
| Rehabilitation of Outfalls - Phase II | \$4,914,846 |
| 1901658 | |
| Sewerage Treatment Operations | \$10,944,780 |
| Jacobs Consultants, Inc. | |
| 1900741 | |
| 96" Main Relocation, Isolation Valve Ins | \$26,634,516 |
| GLWA-CS-299 | |
| Sewer I&E | \$5,589,698 |
| Inland Waters Pollution Control Inc | |
| GLWA-CON-149 | |
| CON-149: Inland: DRI Sec Insp, Eval, Des | \$25,823,513 |
| Commercial Contracting Corporation | |
| 1803025-2 | |
| CSO Facilities Chemical Containment Sump | \$7,750,000 |
| 1803776 | |
| CON-280: IWC Laboratory Operation Constr | \$11,749,000 |
| 4000701 (1900516) | |
| Energy Mgt: Freeze Protection Pump Instal | \$4,994,000 |
| Arcadis of Michigan LLC | |
| 1803705 | |
| Water Administration and General Expense | \$6,931,619 |
| 1803769 | |
| Energy Management - Lake Huron | \$10,465,656 |
| 1900318-1 | |
| Sewer I&E | \$5,000,000 |
| Pullman SST, Inc. | |
| 1900744 | |
| Imlay, WCS, LH, SP, SW Reservoir Inspection | \$21,597,998 |
| Barton Malow Company | |
| 1803025-1 | |
| Water General Operating & Maintenance | \$3,250,000 |
| 1900134 | |
| Springwells WTP Low and High Lift Improv | \$13,733,521 |
| Weiss Construction Co LLC | |
| 1803025-6 | |
| Sewer I&E | \$7,750,000 |
| 1803538 | |
| Pressure and Control Imp Booster Pumping | \$2,650,866 |
| GLWA-CON-238 | |

Appendix B: Great Lakes Water Authority FY 2020 Vendors with Awards Over \$1 Million

| Vendor/Contract/Description of Project | Amount |
|---|-------------|
| CON 238: Chlor-Declor Process Imp | \$5,282,339 |
| Brown and Caldwell LLC | |
| 1802575 | |
| #N/A | \$3,149,897 |
| 1901767 | |
| Newburgh BPS - Pumping System & Building | \$3,503,413 |
| 1902063 (GLWA-CS-267) | |
| Ypsilanti Pumping Station Improvements | \$3,683,686 |
| Enterprise Fleet Management | |
| 1802170 | |
| Centralized Services I&E | \$9,232,500 |
| DXC Technology Services LLC | |
| GLWA-CS-119(a) | |
| Water Administration and General Expense | \$7,000,000 |
| J F Cavanaugh Company | |
| 1803025-4 | |
| Water General Operating & Maintenance | \$3,250,000 |
| 1905101 | |
| NEP High Pressure Water Tank (Emergency | \$3,000,000 |
| GDI Services Inc | |
| 2001521 | |
| Water General Oper Maint- Bldg & Grounds | \$1,177,027 |
| 1904332 | |
| Water General Oper Maint- Bldg & Grounds | \$4,682,395 |
| Marra Services Inc | |
| 1902658 | |
| Rehabilitation of Outfalls - Phase IV | \$5,399,075 |
| Black & Veatch Ltd Of Michigan | |
| 1900318-2 | |
| Sewer I&E | \$5,000,000 |
| HDR Michigan, Inc. | |
| 1900318-5 | |
| Sewer I&E | \$5,000,000 |
| Wade Trim Associates Inc | |
| 1900318-6 | |
| Sewer I&E | \$5,000,000 |
| Hazen and Sawyer | |
| 1900318-3 | |
| Sewer I&E | \$5,000,000 |
| Hubbell, Roth & Clark, Inc. | |
| 1900318-4 | |
| Sewer I&E | \$5,000,000 |
| OHM and WSP, A Joint Venture | |
| 1803942 | |
| Downriver Transmission Main Loop | \$4,644,631 |
| Applied Science Inc | |
| 1803709 | |
| CIP #222004 Conveyance System Infrastructure Improvements | \$4,575,838 |
| Chemtrade Chemicals US LLC | |
| 1803685 | |
| Water Source of Supply Operations | \$2,038,600 |
| 1901014 | |
| Water Operations Laboratory | \$1,665,500 |
| Emerson Process Management | |
| 1134 | |

Appendix B: Great Lakes Water Authority FY 2020 Vendors with Awards Over \$1 Million

| Vendor/Contract/Description of Project | Amount |
|---|----------------------|
| I&E Water Fund | \$3,496,114 |
| DE-CAL Inc | |
| 1803025-3 | |
| Sewer I&E | \$3,250,000 |
| Schreiber Corporation | |
| 1803483 | |
| Roof Replacement-Var Water Facilities | \$3,143,522 |
| PVS Nolwood Chemical Inc | |
| 0008901 | |
| Sewer Operations Secondary Sedimentation | \$2,967,442 |
| Motor City Electric Co | |
| 50817 | |
| Water Source of Supply Operations | \$2,855,330 |
| Premier Group Associates LC | |
| 1900702 | |
| Water General Oper Maint- Bldg & Grounds | \$1,679,388 |
| 1901555 | |
| Water General Oper Maint- Bldg & Grounds | \$1,079,063 |
| Dell Computer Corporation | |
| 1901569 | |
| Water Administration and General Expense | \$2,188,164 |
| Waste Management Of Michigan Inc | |
| 2000068 | |
| Sewerage Treatment Operations | \$2,000,000 |
| Interior Environments LLC | |
| 1902702 | |
| Centralized Services I&E | \$1,784,534 |
| Conti Corporation | |
| 1901995 | |
| Water General Oper Maint- Bldg & Grounds | \$1,700,000 |
| Preventive Maintenance Technologies | |
| 2001082 | |
| Water Source of Supply Operations | \$1,587,500 |
| PFM Asset Management LLC | |
| 1902721 | |
| Water Administration and General Expense | \$1,320,000 |
| Dunbar Mechanical, Inc. | |
| 2000302 | |
| Water Pump Station Maintenance | \$1,297,600 |
| LaSalle Construction Services | |
| 1901036 | |
| NE Steel Cover Replacement | \$1,003,000 |
| The Foster Group LLC | |
| GLWA-CS-195 | |
| Water Administration and General Expense | \$1,000,000 |
| Grand Total | \$388,019,894 |

Appendix C: Great Lakes Water Authority Total FY 2020 by Vendor

Great Lakes Water Authority

Total FY 2020 Contracts and Purchase Orders by Vendor (alphabetical)

| VENDOR | Awarded |
|-------------------------------------|-----------|
| A/C Service & Repair Inc. | \$206,672 |
| A-1 Truck Parts Detroit | \$500 |
| AAA Wire Rope & Splicing Inc | \$5,180 |
| Able Label | \$3,141 |
| Access Inc | \$83,220 |
| Access Interactive | \$500,000 |
| Accredited Lock & Door Hardware | \$77 |
| Accredited Lock & Door Hardware | \$1,590 |
| Acme Bolt & Nut Co Inc | \$36 |
| Acromag, Inc. | \$715 |
| Action Impact - Eastpointe | \$15,395 |
| Action Mat & Towel Rental | \$19,547 |
| Actuator Specialties | \$120,326 |
| Advance Instrumentation Systems | \$95,400 |
| Advance Plumbing & Heating Supply | \$2,454 |
| Advanced Technology Services Inc. | \$11,206 |
| Advanced Underground Inspection LLC | \$17,605 |
| ADVISA | \$32,328 |
| AECOM Great Lakes, Inc | \$60,000 |
| Aero Filter Inc | \$100,000 |
| Aerotek Inc. | \$182,149 |
| Agilent Technologies Inc | \$6,746 |
| AHB Tooling & Machinery LLC | \$1,227 |
| Aircentric Corporation | \$11,426 |
| Airtech Controls Co | \$555 |
| AIS Construction Equipment Company | \$710 |
| Alexander Chemical Corporation | \$44,832 |
| Alfa Laval Inc | \$133,678 |
| Alfonsi Railroad Construction Co | \$49,786 |
| Alfred Benesch & Associates | \$39,425 |
| Allied-Eagle Supply Company LLC | \$10,402 |
| Allingham Corporation | \$167,016 |
| Allstate Industrial Equipment | \$42,945 |
| Alpha Psychological Services PC | \$24,925 |
| Alro Steel Corporation | \$16,976 |
| Amazon Web Services Inc | \$50,679 |
| American Fence Supply Co Inc | \$44,500 |
| American Gear & Engineering, Inc | \$5,470 |
| American Public Works Association | \$8,340 |
| American Red Cross | \$51,048 |
| American Tower Management LLC | \$83,527 |
| American Water Works Association | \$7,794 |
| America's Green Line | \$601,350 |
| Ametek Drexelbrook | \$18,044 |
| Amy Hathaway PLC | \$1,225 |
| Analytical Technology Inc | \$2,064 |

Appendix C: Great Lakes Water Authority Total FY 2020 by Vendor

| VENDOR | Awarded |
|-------------------------------------|----------------|
| Andax Industries LLC | \$7,707 |
| ANL Spring Manufacturing Company | \$446 |
| Apollo Fire Apparatus Repair Inc. | \$531 |
| Applied Handling Inc | \$9,698 |
| Applied Industrial Technologies Inc | \$5,767 |
| Applied Power and Controls Inc. | \$9,200 |
| Applied Science Inc | \$4,575,838 |
| Aquasight LLC | \$37,500 |
| Arcadis of Michigan LLC | \$22,447,225 |
| Argonide Corporation | \$24,000 |
| Association for Talent Development | \$1,875 |
| Aston Carter Inc. | \$180,904 |
| AT&T | \$73,473 |
| Atlas Bleachers | \$624,536 |
| AVE Office Supplies | \$640 |
| B & H Machine Sales, Inc | \$3,330 |
| B&H Photo-Video | \$5,099 |
| Baileigh Industrial | \$19,927 |
| Baker Tilly Virchow Krause, LLP | \$907,000 |
| Barta Sales LLC | \$28,288 |
| Barton Malow Company | \$16,983,521 |
| BAVCO | \$7,950 |
| Bearcom | \$3,016 |
| Bearing Headquarters Co | \$6,866 |
| Bearing Service Inc | \$961 |
| Beaver Tile & Stone | \$20,000 |
| Belding Tank Technologies | \$8,015 |
| Bell Equipment Company | \$38,541 |
| Bentley Systems Incorporated | \$1,999 |
| Berry Moorman P.C. | \$250,000 |
| Bert's Testing & Training Services | \$945 |
| Best Aire Compressors Services Inc | \$30,261 |
| Binkelman Corporation | \$163,068 |
| Birclar Electric & Electronics LLC | \$130,125 |
| Black & Veatch Ltd Of Michigan | \$5,670,842 |
| Black Anvil Construction Supplies | \$118,954 |
| Bluebeam, Inc. | \$2,533 |
| Boli Optics Inc. | \$92 |
| BondLink | \$43,011 |
| Border States Industries, Inc. | \$3,201 |
| Brehob Corporation | \$10,975 |
| Bromberg & Associates LLC | \$3,033 |
| Brooks Lumber Company | \$579 |
| Brown and Caldwell LLC | \$10,336,996 |
| BS&A Software | \$2,320 |
| Calls Plus | \$112,710 |
| Canfield Equipment Service Inc | \$39,329 |
| Caniff Electric Supply Co., Inc. | \$10,874 |
| Canon Solutions America Inc | \$18,486 |

Appendix C: Great Lakes Water Authority Total FY 2020 by Vendor

| VENDOR | Awarded |
|------------------------------------|----------------|
| Capp USA | \$172,193 |
| Capp USA | \$42,552 |
| Capturis | \$8,400 |
| Carahsoft Technology Group | \$129,790 |
| Carlson-Dimond & Wright Inc | \$53,512 |
| Carrier Corporation | \$12,700 |
| Cashco Inc. | \$1,250 |
| CDM Smith Michigan Inc | \$200,000 |
| CDW Computer Centers Inc | \$886,054 |
| Cech Corporation | \$7,424 |
| CEM Corporation | \$2,680 |
| Central Oil LLC | \$42,564 |
| Central Poly-Bag Corp | \$12,472 |
| Chemical Systems Inc | \$910 |
| Chemtrac Inc | \$11,800 |
| Chemtrade Chemicals US LLC | \$5,848,472 |
| Choctaw-Kaul Distribution Company | \$60,474 |
| Christy Glass Company, Inc. | \$990 |
| Cincinnati Babbitt Inc | \$9,078 |
| Cincinnati Time Systems | \$59 |
| Cintas | \$131,317 |
| Circuit Breaker Sales Co., Inc. | \$51,020 |
| Cisco Systems Inc | \$112,399 |
| City of Detroit | \$258 |
| City of Highland Park | \$1,800 |
| Clark & Associates LLC | \$5,005 |
| Clark Hill | \$50,000 |
| Clayton Industries | \$233,778 |
| CLE Strategic Solutions LLC | \$4,400 |
| Cloverdale Equipment Co | \$25,000 |
| Cole-Parmer Instrument Company LLC | \$3,871 |
| Commerce Controls Inc | \$49,000 |
| Commercial Contracting Corporation | \$24,530,400 |
| Communications Professionals Inc | \$11,716 |
| Compass Minerals America Inc. | \$96,255 |
| Complete Battery Source | \$2,800 |
| Compressor Engineering Corporation | \$1,060 |
| Computer Environments | \$3,142 |
| Concentra Medical Centers | \$1,427 |
| Consolidated Chemical | \$6,233 |
| Consulting-Portal Inc | \$13,490 |
| Conti Corporation | \$1,763,208 |
| Continental Carbon Group Inc | \$12,375 |
| Contractors Connection Inc | \$2,851 |
| Conveyor Components Company | \$2,289 |
| Core & Main LP | \$1,367 |
| Core Electric Company Inc | \$26,235 |
| Cornerstone Controls Inc | \$1,555 |
| Cornerstone onDemand Inc. | \$44,479 |

Appendix C: Great Lakes Water Authority Total FY 2020 by Vendor

| VENDOR | Awarded |
|-------------------------------------|----------------|
| Corrosion Fluid Products | \$62,792 |
| County Fire Protection Inc | \$55,679 |
| Crain Communication Inc. | \$4,590 |
| Crane Technologies Group Inc | \$83,155 |
| Crown Lift Trucks | \$100 |
| Cryogenic Pipe Freezing Solutions | \$18,576 |
| D/A Central Inc | \$602,067 |
| Dal-Tile Distribution | \$20,000 |
| Dani's Transport | \$1,067 |
| Dealer Auto Parts Sales Inc | \$2,718 |
| DE-CAL Inc | \$3,303,227 |
| Decima LLC | \$369,838 |
| Dell Computer Corporation | \$2,486,702 |
| DES Electric LLC | \$117,873 |
| Design In LLC | \$14,000 |
| Detroit Boiler Company | \$46,895 |
| Detroit Contracting Inc | \$420,932 |
| Detroit Legal News | \$791 |
| Detroit Legal News | \$722 |
| Detroit Pump & Mfg Co | \$585,783 |
| Detroit Ready Mix Concrete Inc | \$610 |
| Detroit Salt Company LLC | \$30,400 |
| Detroit Stoker Company LLC | \$41 |
| Dickinson Wright PLLC | \$917,535 |
| Digital Assurance Certification LLC | \$7,500 |
| Digital Science Group LLC | \$108,209 |
| Discovery Solutions Inc | \$4,922 |
| DLT Solutions LLC | \$29,887 |
| DMC Consultants, Inc. | \$683,741 |
| Downriver Refrigeration Supply Co | \$3,438 |
| DP Brown Of Detroit Inc | \$25,677 |
| Draeger, Inc. | \$47,978 |
| Drinkpod LLC | \$270 |
| DTE Energy | \$50 |
| DTN LLC | \$4,944 |
| Dubois-Cooper Associates Inc | \$69,999 |
| Dun & Bradstreet Inc | \$51,597 |
| Dunbar Mechanical, Inc. | \$3,819,484 |
| Durawear Glove & Safety Co. Inc. | \$11,894 |
| DXC Technology Services LLC | \$7,000,000 |
| Eagle Industrial Contracting Inc | \$44,946 |
| Eastern Oil Company | \$665,591 |
| Echologics LLC | \$49,990 |
| Edward Malindzak | \$10,000 |
| EH Wachs | \$643 |
| EJ USA Inc | \$76,573 |
| Electro-Matic Products Inc | \$973 |
| Elite Detection K9 | \$9,560 |
| EMC Corporation | \$177,957 |

Appendix C: Great Lakes Water Authority Total FY 2020 by Vendor

| VENDOR | Awarded |
|-------------------------------------|----------------|
| Emerson Process Management | \$3,609,650 |
| EMP Industries Inc | \$5,631 |
| Enerco Corporation | \$23,553 |
| Energy Products Inc | \$68,521 |
| Engineering Reproduction Inc. | \$2,500 |
| Engineering Systems Inc. | \$100,000 |
| Enterprise Fleet Management | \$9,232,500 |
| EnviroCare International Inc. | \$34,200 |
| Environmental Consulting | \$40,000 |
| Environmental Resource Associates | \$17,681 |
| EnviroScience, Inc. | \$1,300 |
| EnviroSim Associates | \$8,040 |
| Epitec Inc | \$128,700 |
| eQuest | \$5,495 |
| Eurofins Eaton Analytical Inc | \$6,239 |
| Evoqua Water Technologies LLC | \$21,099 |
| Evosite LLC | \$13,611 |
| Excel Industrial Electronics, Inc. | \$2,034 |
| Exotic Automation & Supply | \$733 |
| Experis Finance US LLC | \$258,000 |
| F B Wright Company | \$7,218 |
| Fastsigns Detroit | \$371 |
| Federal Pipe & Supply Co Inc | \$44,991 |
| FedEx Freight Inc | \$3,000 |
| Fibergrate Composite Structures | \$7,467 |
| Fibre Industries | \$2,984 |
| Field's Fire Protection Inc | \$1,990 |
| Fisher Scientific Company LLC | \$928 |
| Fitch Ratings Inc | \$20,000 |
| Flood Defense Group | \$3,483 |
| Flor Dri Supply Company Inc | \$1,283 |
| Flowserve US Inc | \$927,439 |
| Fluid Process Equipment | \$1,188 |
| Forberg Scientific Inc | \$154,552 |
| FranklinCovey Client Sales Inc. | \$16,608 |
| Fred's Key Shop | \$3,263 |
| Friends of the Detroit River | \$5,000 |
| Future Fence Company | \$492,287 |
| G&R Machine Tool Inc. | \$39,500 |
| G.E. Distribution Service/ipromoteu | \$4,266 |
| GALCO Industrial Electronics | \$616,795 |
| Garden City Rental | \$4,037 |
| Gardner Denver Nash LLC | \$4,157 |
| GDI Services Inc | \$5,878,369 |
| General Hardwood Company | \$5,000 |
| GEO Jobe GIS Consulting | \$500 |
| George Instrument Company | \$812 |
| Gexpro | \$23,751 |
| GHD Services Inc. | \$554,120 |

Appendix C: Great Lakes Water Authority Total FY 2020 by Vendor

| VENDOR | Awarded |
|-------------------------------------|----------------|
| Glassdoor, Inc. | \$12,100 |
| Global Environmental Consulting LLC | \$2,150 |
| Global Equipment Company Inc | \$1,285 |
| Global Equipment Company Inc. | \$10,440 |
| Global Green Service Group | \$113,653 |
| Gordon Lang Septic Systems | \$195 |
| Grainger | \$1,658,327 |
| Granicus Inc | \$6,126 |
| Granicus LLC | \$79,353 |
| Gray Matter Systems LLC | \$40,002 |
| Graybar Electric | \$22,296 |
| Graybar Electric Company | \$4,322 |
| Great Lakes Pump & Supply Co | \$129,712 |
| H&H Metals Company | \$1 |
| H.V. Burton Company | \$1,079 |
| Hach Company | \$471,238 |
| Hamlett Environmental Technologies | \$39,946 |
| Hanna Instruments USA | \$1,633 |
| Hantz Farms LLC | \$8,400 |
| Harold Beck & Sons Inc | \$53,733 |
| Harrington Industrial Plastics LLC | \$47,716 |
| Hart EMS Medical Services PLLC | \$867,200 |
| Hatteras Inc | \$358 |
| Havener Tech | \$12,000 |
| Hazen and Sawyer | \$5,049,890 |
| HD Edwards & Company | \$4,846 |
| HDR Michigan, Inc. | \$5,049,500 |
| Heco Industrial Service Group, Inc. | \$148,241 |
| Helwig Carbon Products Inc | \$4,958 |
| Henry Ford College | \$66,360 |
| Herc Rentals Inc. | \$6,166 |
| HESCO Group Inc | \$701,262 |
| HH Barnum Company | \$2,160 |
| Highland Woodworking | \$462 |
| Hi-Lo Industrial Trucks Co. Inc. | \$6,198 |
| Home Depot USA, Inc. | \$2,196 |
| Hotsy Midwest Cleaning Systems | \$343 |
| Howard Commercial Door | \$137,250 |
| Howrani Studios | \$4,150 |
| HP Forklifts | \$1,814 |
| HP INC | \$25,702 |
| Hubbell, Roth & Clark, Inc. | \$5,000,000 |
| I & C Sales North Inc | \$2,418 |
| IBI Group Engineering Services USA | \$49,720 |
| Ice Qube, Inc. | \$3,520 |
| Ideation Orange | \$46,000 |
| Identification Lamination Products | \$5,880 |
| Idexx Laboratories | \$316,484 |
| IDN Hardware Sales, Inc. | \$4,262 |

Appendix C: Great Lakes Water Authority Total FY 2020 by Vendor

| VENDOR | Awarded |
|-------------------------------------|----------------|
| Imagemaster, LLC | \$8,042 |
| Indian Springs Mfg. Co Inc | \$9,553 |
| Industrial Compressor Supplies | \$213 |
| Industrial Furnace Co Inc | \$50,512 |
| Ingersoll Rand Company | \$4,323 |
| Inland Press | \$7,595 |
| Inland Waters Pollution Control Inc | \$25,823,513 |
| Inlay Casting & Repair | \$36,900 |
| Innovative Hydraulics, LLC | \$904 |
| Innovyze Inc | \$117,516 |
| Integrated Power Services LLC | \$270,990 |
| Interior Environments LLC | \$2,218,198 |
| International Controls & Equipment | \$30,119 |
| Interstate Trucksource Inc | \$391,889 |
| iPROMOTEu.com Inc | \$40,596 |
| Iron Mountain | \$52,194 |
| Island Water Technologies Inc. | \$1,000 |
| Isle Inc. | \$115,000 |
| J F Cavanaugh Company | \$6,250,000 |
| J.M.L. Contracting & Sales Inc. | \$1,660 |
| Jack Doheny Companies Inc | \$1,143,728 |
| Jacobs Consultants, Inc. | \$32,224,214 |
| Jade Scientific Inc | \$3,587 |
| Jan Door | \$6,667 |
| Jax Inc | \$7,060 |
| JCI Jones Chemicals Inc | \$408,816 |
| JEM Industries, Inc. | \$25,190 |
| Jett Pump & Valve LLC | \$4,112 |
| JGM Valve Corporation | \$707,318 |
| Jim Myers & Sons, Inc. | \$23,328 |
| JJ Curran Crane Company | \$6,430 |
| JL Geisler Sign Company | \$2,193 |
| John A Obee PLC | \$1,820 |
| Johnson Controls Fire Protection LP | \$253,642 |
| Johnson Controls Inc. | \$25,702 |
| Jones Equipment Rental | \$20,386 |
| Jones Lang Lasalle Michigan LLC | \$100,000 |
| Jorgensen Ford Sales Inc | \$345 |
| Joseph Esuchanko | \$25,360 |
| JWC Environmental Inc. | \$116,901 |
| K & K Maintenance Supply Inc | \$3,543 |
| KamarOE | \$207,352 |
| Kennedy Industries Inc | \$641,624 |
| Kerr Pump and Supply, Inc. | \$163,509 |
| Keyence Corporation of America | \$1,656 |
| Kiesler Police Supply Inc | \$1,071 |
| Kinetics Industries, Inc. | \$7,300 |
| Kirk's Automotive Inc | \$1,993 |
| Kokosing Industrial Inc. | \$44,950,000 |

Appendix C: Great Lakes Water Authority Total FY 2020 by Vendor

| VENDOR | Awarded |
|------------------------------------|----------------|
| Konica Minolta Business Solutions | \$288 |
| KSB Dubric Inc | \$2,138 |
| KVM Door Systems | \$4,189 |
| Labconco Corp | \$61 |
| LabStrong Corporation | \$733 |
| Laird Plastics | \$85,554 |
| Lakeshore Global Corporation | \$33,721,805 |
| LARA | \$430 |
| LaSalle Construction Services | \$1,363,283 |
| LB Office Suppliers Inc | \$3,570 |
| Linkedin Corporation | \$25,000 |
| Linko Technology Inc | \$8,861 |
| Littler Mendelson PC | \$300,000 |
| LJB Inc. | \$19,800 |
| Lubrication Engineers Inc. | \$469,045 |
| M&E Sales LLP | \$5,653 |
| M&M Control Service Inc | \$9,011 |
| M.L. Chartier, Inc. | \$35,575 |
| MacAllister Machinery Co Inc | \$210,717 |
| Macomb Community College | \$1,688 |
| Macomb Mechanical Inc | \$45,731 |
| Madison Electric Company | \$233,842 |
| Magid Glove and Safety Mfg Co LLC | \$4,839 |
| Major Brand Oil Company Inc | \$36,166 |
| Maple Press LLC | \$870 |
| Marine Pollution Control Corp | \$26,263 |
| Marra Services Inc | \$6,139,950 |
| Marsh Power Tools, Inc | \$15,000 |
| Marshall E. Campbell Company | \$20,796 |
| Matterport, Inc. | \$10,623 |
| Maza Construction Engineering Inc. | \$16,200 |
| McLaren Port Huron Industrial | \$18,968 |
| McMaster-Carr Industrial Supply Co | \$1,156 |
| Mcnaughton Mckay Electric Company | \$395,693 |
| Medler Electric Company | \$25,570 |
| Merit Laboratories Inc | \$169,457 |
| MetalFab Inc | \$48,138 |
| Metalworking Lubricants Company | \$637 |
| Metro CAD Group Inc. | \$2,025 |
| Metro Welding Supply Corporation | \$423,606 |
| Michfab Machinery Inc. | \$2,401 |
| Michigan Air Solution LLC | \$1,186 |
| Michigan CAT | \$692,858 |
| Michigan Mechanical Services Inc | \$12,645 |
| Michigan Municipal League | \$300 |
| Michigan Rural Water Association | \$2,950 |
| Michigan Section American Water | \$4,260 |
| Michigan State University | \$495,456 |
| Michigan Valve & Fitting Inc | \$1,025 |

Appendix C: Great Lakes Water Authority Total FY 2020 by Vendor

| VENDOR | Awarded |
|-------------------------------------|----------------|
| Michigan Water Environment | \$52,022 |
| Michigan Water Environment | \$2,437 |
| Michigan.com | \$111,849 |
| Micro Motion Inc | \$14,331 |
| Midwest Air Filter Inc | \$12,064 |
| Midwest Municipal Instrumentation | \$22,327 |
| Miller Canfield Paddock & Stone PLC | \$7,500 |
| Miss Dig System Inc. | \$43,231 |
| Modern Water Inc | \$26,476 |
| Modern Water Inc. | \$54,730 |
| Monroe County Road Commission | \$300 |
| Moody's Investors Service Inc | \$228,000 |
| Motion Industries Inc | \$11,584 |
| Motor City Electric Co | \$4,368,149 |
| Motor City Pipe & Supply Co | \$284,729 |
| Mount Holly Ski Resort Inc | \$21,101 |
| MSA Safety Sales LLC | \$4,001 |
| MSC Filtration Technologies | \$12,769 |
| MSC Industrial Supply Company | \$372,344 |
| National Ladder & Scaffold Company | \$7,970 |
| Nearmap US Inc. | \$135,000 |
| Nelson Liquid Drive LLC | \$79,200 |
| Nemeth Law PC | \$2,800 |
| New Horizons Computer Learning | \$7,890 |
| Newton Manufacturing Company | \$8,888 |
| NOAR Technologies | \$3,200 |
| Norkan Inc | \$1,430 |
| North Channel Graphics | \$15,446 |
| NSI Lab Solutions Inc | \$2,884 |
| Nuair Fluid Power Inc | \$24,138 |
| O I Analytical | \$6,026 |
| Oakland Community College | \$4,218 |
| OHM and WSP, A Joint Venture | \$4,644,631 |
| Olympus America Inc | \$7,973 |
| OSIsoft LLC | \$67,815 |
| Overhead Door West Commercial Inc | \$2,945 |
| Pace Analytical | \$14,292 |
| Paragon Laboratories Inc | \$44,471 |
| PCI LLC | \$1,041,079 |
| PDQ.COM Corporation | \$900 |
| PegEx, Inc | \$7,216 |
| PeopleGro LLC | \$250,000 |
| Perkinelmer Health Sciences, Inc | \$14,834 |
| PFM Asset Management LLC | \$1,368,500 |
| PFM Financial Advisors LLC | \$411,282 |
| Phoenix Environmental Inc | \$201,741 |
| Pine Knob Ski Resort Inc | \$35,160 |
| Pipetek Infrastructure Services | \$2,250 |
| Plante & Moran PLLC | \$980,045 |

Appendix C: Great Lakes Water Authority Total FY 2020 by Vendor

| VENDOR | Awarded |
|-------------------------------------|----------------|
| Plattco Corporation | \$12,659 |
| Plunkett Cooney PC | \$100,000 |
| Pluralsight | \$43,950 |
| Poco Sales Inc | \$7,568 |
| Pollardwater | \$431 |
| Polydyne Inc | \$72,864 |
| Powder Bulk Products Inc | \$10,818 |
| Powder Buy The Pound | \$12,814 |
| Powell Fabrication & Manufacturing | \$9,100 |
| Power Plus Engineering Inc | \$2,350 |
| Power Plus International | \$646 |
| Praxair Distribution Inc | \$356 |
| Praxair Inc | \$275 |
| Preferred Contracting Group | \$36,344 |
| Premier Group Associates LC | \$2,819,996 |
| Premier Safety | \$247,861 |
| Preventive Maintenance Technologies | \$1,781,753 |
| PrinterLogic | \$25,953 |
| Process Control Services Inc | \$19,754 |
| Process Improvement Institute Inc. | \$26,950 |
| Process Wastewater Technologies LLC | \$110,900 |
| Production Tool Supply Company LLC | \$3,618 |
| Professional Pump Inc | \$11,064 |
| Progressive Plumbing Supply Co Inc | \$1,159 |
| Project Innovations Inc | \$338,200 |
| ProPac Inc. | \$29,611 |
| PTS Contracting | \$550,000 |
| PTS Professional Technical Service | \$6,275 |
| Public Lumber Company | \$269 |
| Public Rubber & Supply Co Inc | \$11,952 |
| Pullman SST, Inc. | \$21,597,998 |
| Pumps & Systems Inc | \$6,885 |
| Pure Data Services, LLC | \$16,239 |
| PVS Nolwood Chemical Inc | \$6,254,596 |
| PVS Technologies Inc | \$98,464 |
| Quadient Leasing USA Inc. | \$4,542 |
| Quinn Evans | \$31,500 |
| R L Deppmann Company | \$268 |
| R&R Visual | \$17,944 |
| R.S. Means Company LLC | \$12,088 |
| Ram Meter Inc. | \$37,246 |
| Raven Environmental Products Inc | \$2,061 |
| REACH Media Network | \$26,576 |
| Recourse Communications, Inc. | \$3,995 |
| Recycle Away LLC | \$2,737 |
| Regents of the University of Mich. | \$603,433 |
| Rehmann Robson | \$150,000 |
| Renee Walker & Associates LLC | \$2,800 |
| Renew Valve & Machine Co | \$239 |

Appendix C: Great Lakes Water Authority Total FY 2020 by Vendor

| VENDOR | Awarded |
|-------------------------------------|----------------|
| Re-Source Partners | \$60,000 |
| Rickman Enterprise Group LLC | \$907,290 |
| Ric-Man Construction Inc | \$35,962,361 |
| Ritter US LLC | \$15,375 |
| Ritz Safety LLC | \$20,536 |
| RJ Stacey LTD | \$91,125 |
| RMF Nooter Inc | \$29,848 |
| Robert Half Finance & Accounting | \$34,240 |
| Robert Thomas CPA, LLC | \$6,000 |
| Rose Moving & Storage Co. Inc. | \$76,000 |
| Rose Pest Solutions | \$97,944 |
| Rosemount Analytical Inc | \$125,656 |
| Rosemount Inc | \$202,730 |
| Rotolok Valves Inc | \$4,355 |
| Rotor Electric Co | \$6,054 |
| Roy Smith Company | \$95 |
| Royal Roofing Co. Inc. | \$480,920 |
| RS Technical Services Inc | \$289,327 |
| RTI Laboratories Inc | \$1,650 |
| Ruby Lee Transport LLC | \$1,425 |
| S P Kinney Engineers Inc | \$5,491 |
| S&P Global Ratings | \$176,850 |
| Safety Services Inc | \$70,957 |
| SafetySkills, LLC | \$15,525 |
| Santoro Incorporated | \$23,464 |
| SBT Instruments A/S | \$11,336 |
| Scaffolding Incorporated | \$34,195 |
| Schreiber Corporation | \$3,387,344 |
| Schwing Bioset Inc | \$1,379 |
| Scientific Methods Inc | \$29,895 |
| SD Myers Inc. | \$8,310 |
| SDSpro LLC | \$29,320 |
| Seagull Control Systems LLC | \$87,000 |
| Seal Tech Solutions | \$885 |
| Secured Communications LLC | \$300 |
| Sehi Computer Products Inc | \$8,777 |
| Sellinger Associates Inc | \$7,000 |
| Sell's Equipment | \$3,576 |
| Sell's Equipment | \$2,931 |
| Sentinel Self Defense / Federal Gun | \$3,880 |
| Serpentix Conveyor | \$3,274 |
| Service Electric Supply Inc | \$5,222 |
| Service Specialists of America | \$1,284 |
| Servomex Company | \$17,690 |
| Sewer and Water Specialist Inc | \$76,115 |
| Shimadzu Scientific Instruments Inc | \$12,405 |
| Siemens Industry Inc | \$253,674 |
| Signs & More | \$376 |
| SkyNorth Software | \$56,700 |

Appendix C: Great Lakes Water Authority Total FY 2020 by Vendor

| VENDOR | Awarded |
|------------------------------------|----------------|
| Smartsheet Inc | \$170,000 |
| SmartSign | \$38 |
| Smith's Waterproofing LLC | \$3,900 |
| Solid Platforms Inc. | \$2,945 |
| South Park Welding Supplies Inc | \$742 |
| Southeast MI Community Alliance | \$1,000 |
| Spartan Capital Group LLC | \$50,000 |
| Spina Electric Company | \$1,675 |
| Spiral Binding Company Inc | \$1,171 |
| SPX Flow US LLC | \$65,867 |
| Starr Butler, PLLC | \$600,000 |
| State of Michigan | \$2,610 |
| Stone Restoration Services | \$2,250 |
| Suburban Industries Inc. | \$1,861 |
| Summerville Law Firm PLLC | \$75,000 |
| Sun Graphic Technologies Inc | \$1,198 |
| Sunbelt Rentals, Inc. | \$12,703 |
| SW Controls Inc | \$65,099 |
| Systems Specialties | \$592,390 |
| T & N Services Inc | \$724 |
| Tactical Encounters Inc | \$1,200 |
| Team Industrial Services Inc | \$3,971 |
| Teledyne CETAC Technologies Inc | \$9,488 |
| Teledyne Isco | \$2,730 |
| Teletrac Inc | \$1,796 |
| Telog Instruments Inc | \$1,520 |
| TestAmerica Laboratories Inc | \$13,600 |
| The Allen Law Group PC | \$100,000 |
| The Creative Group | \$256,956 |
| The Crowley Company | \$1,998 |
| The Foster Group LLC | \$1,400,000 |
| The Lab Depot Inc | \$33,778 |
| The Macomb Group Inc | \$83,693 |
| The Mike Cox Law Firm, PLLC | \$300,000 |
| The Sheer Shop Inc. | \$5,679 |
| The Webstaurant Store Inc. | \$333 |
| Thermo Electron North America LLC | \$32,036 |
| Thermo Fisher Scientific Asheville | \$5,695 |
| Thomas Scientific Inc | \$2,786 |
| Thyssenkrupp Elevator Corp | \$219,381 |
| Ti Training LE, LLC | \$750 |
| Tintometer Inc. | \$4,149 |
| Titus Welding Company Inc | \$141,350 |
| Tobys Instrument Shop Inc | \$2,494 |
| Tooling University LLC | \$950 |
| Torch Associates LLC | \$7,573 |
| Towlift Inc | \$16,250 |
| Trace Analytical Laboratories Inc | \$12,267 |
| Tracker | \$25,400 |

Appendix C: Great Lakes Water Authority Total FY 2020 by Vendor

| VENDOR | Awarded |
|-------------------------------------|----------------|
| Transcat Inc | \$25,444 |
| Trendset Communications Group, LLC | \$17,083 |
| Tri Star Steel Corporation | \$350 |
| Tri-County International Trucks Inc | \$950,000 |
| Trimble Inc | \$87,105 |
| Tru Steel Metals LLC | \$5,458 |
| Truck & Trailer Specialties Inc. | \$750,000 |
| Truckntow.com | \$1,948 |
| TWN Consulting LLC | \$200,000 |
| Uline, Inc. | \$19,624 |
| Unconventional Solutions Inc | \$16,091 |
| Unifirst Corporation | \$2,757 |
| Unistrut Midwest | \$1,326 |
| United Rentals North America Inc | \$5,894 |
| United States Plastic | \$617 |
| United Tank Trailer Company | \$410,250 |
| Univar USA Inc | \$470,131 |
| US Bank | \$16,000 |
| USA Bluebook - Main | \$25,234 |
| Valve Reconditioning Service | \$22,557 |
| ValvePro Tech | \$3,848 |
| Veolia Water Technologies Canada | \$150,025 |
| Veolia Water Technologies Canada | \$39,413 |
| VESCO Oil Corporation | \$2,187 |
| Vieux & Associates Inc. | \$29,250 |
| Visual Workplace Inc. | \$16,208 |
| Vitalsmarts LC | \$107,777 |
| Vossler & Co. | \$1,122 |
| VWR International | \$96,648 |
| W C Ducomb Company | \$309,611 |
| Wade Trim Associates Inc | \$6,095,973 |
| Wadsworth Solutions Northwest | \$21,000 |
| Waste Management Of Michigan Inc | \$2,201,635 |
| Water Research Foundation | \$448,651 |
| Waterfall Security Solutions Ltd | \$71,253 |
| Waterworks Systems & Equipment Inc | \$5,544 |
| Watson-Marlow, Inc | \$504 |
| Wayne County | \$2,722 |
| Wayne County Community College | \$28,575 |
| Wayne State University | \$192,153 |
| Weiss Construction Co LLC | \$15,753,571 |
| Westech Engineering, Inc. | \$154,927 |
| Wolverine Oil & Supply Co., Inc. | \$8,564 |
| Wolverine Power Systems | \$2,224 |
| Wolverine Rental & Supply Inc | \$2,630 |
| WPEngine Inc. | \$16,560 |
| Wright Tool Co | \$24,572 |
| Wurth Baer Supply | \$11,655 |
| Wyandotte Electric Supply Co | \$155 |

Appendix C: Great Lakes Water Authority Total FY 2020 by Vendor

| VENDOR | Awarded |
|-------------------------------|----------------------|
| Xerox Corporation | \$140,453 |
| Xylem Water Solutions Usa Inc | \$2,180 |
| Yates Industries Inc | \$82,082 |
| York Repair Inc | \$2,917 |
| YourMembership.com, Inc. | \$479 |
| YSI Incorporated | \$3,194 |
| Zausmer, P.C. | \$1,000,000 |
| ZOHO Corporation #4926 | \$4,036 |
| Zones Inc | \$146,614 |
| Grand Total | \$454,373,028 |