


CIP PROGRAM UPDATE

Capital Planning Committee

March 12, 2024



CIP Delivery Team

Jody Caldwell, PE, Chief Planning Officer

Dima El-Gamal, PhD, PE, LEED@AP., Capital Improvement Planning Director




GLWA
Great Lakes Water Authority

AGENDA

- Celebrating Successes
 - CIP FY 25 – FY 29 Board Approved
 - Project Management Plan Implementation Launched January 2024
- Water and Wastewater Review
 - FY 24 Actuals to Date and Forecast
 - FY 25-29 Forecast
- CIP Delivery Teams are Growing
- What's Next
- CIP Program Management Updates



BOARD APPROVED (FEBRUARY 28, 2024)



WATER

Category	Amount
5-Year Total	\$1,071,788
5-Year Average	\$214,358
10-Year Total	\$2,180,458
10-Year Average	\$218,046

**Financial figures are in thousands of dollars (\$1,000's)*

WASTEWATER

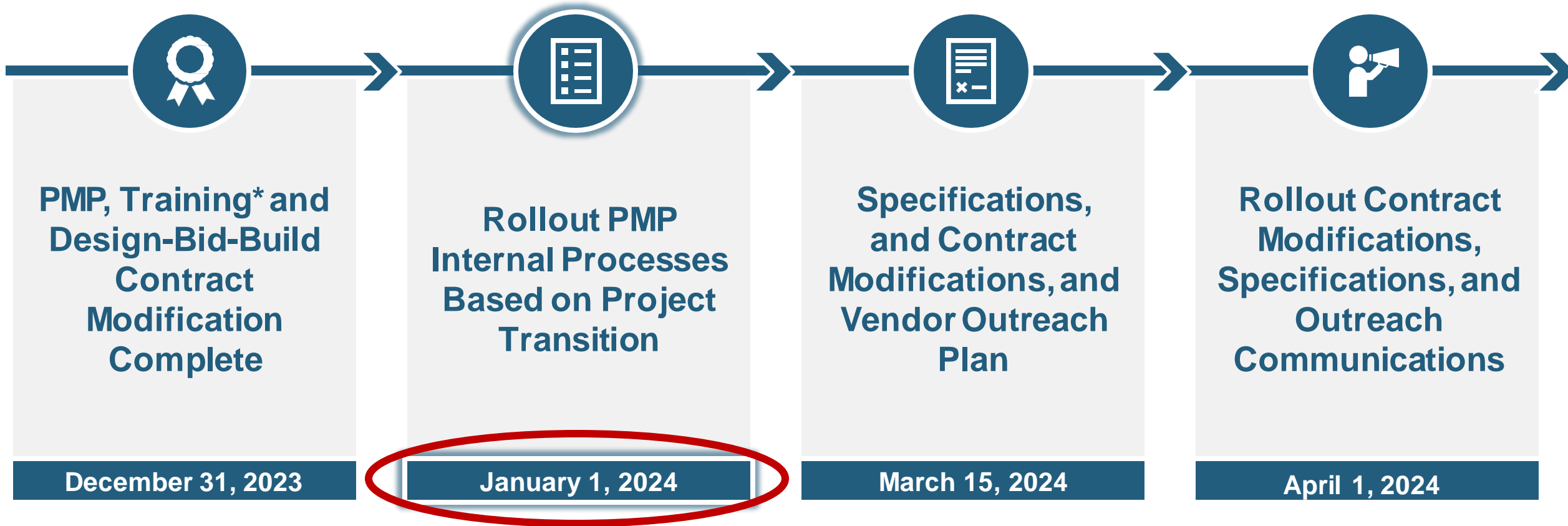
Category	Amount
5-Year Total	\$982,525
5-Year Average	\$196,505
10-Year Total	\$1,822,439
10-Year Average	\$182,244

**Financial figures are in thousands of dollars (\$1,000's)*

PLAN SPENDING SUMMARY


5-Year Total	10-Year Total
\$2.05 Billion	\$4.00 Billion
5-Year Annual Average	10-Year Annual Average
\$410 Million	\$400 Million

PMP IMPLEMENTATION LAUNCHED



* Except Chapter 15

CIP REVIEW - WATER



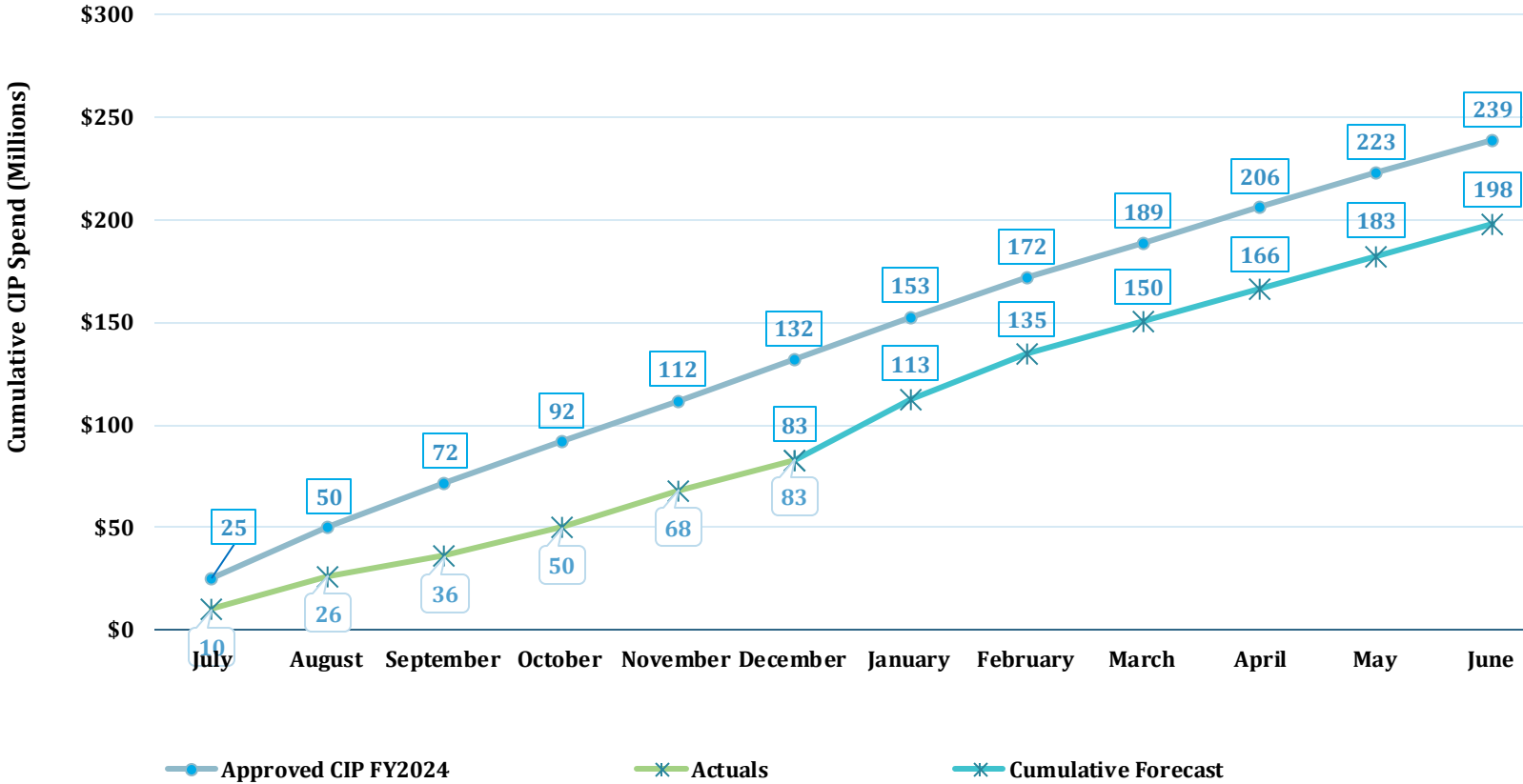
CIP Delivery Team



Key Performance Indicators - Water Cumulative



Cumulative Water CIP Activity
FY 2024 Through December 31, 2023
(Unaudited, Pre-Close)

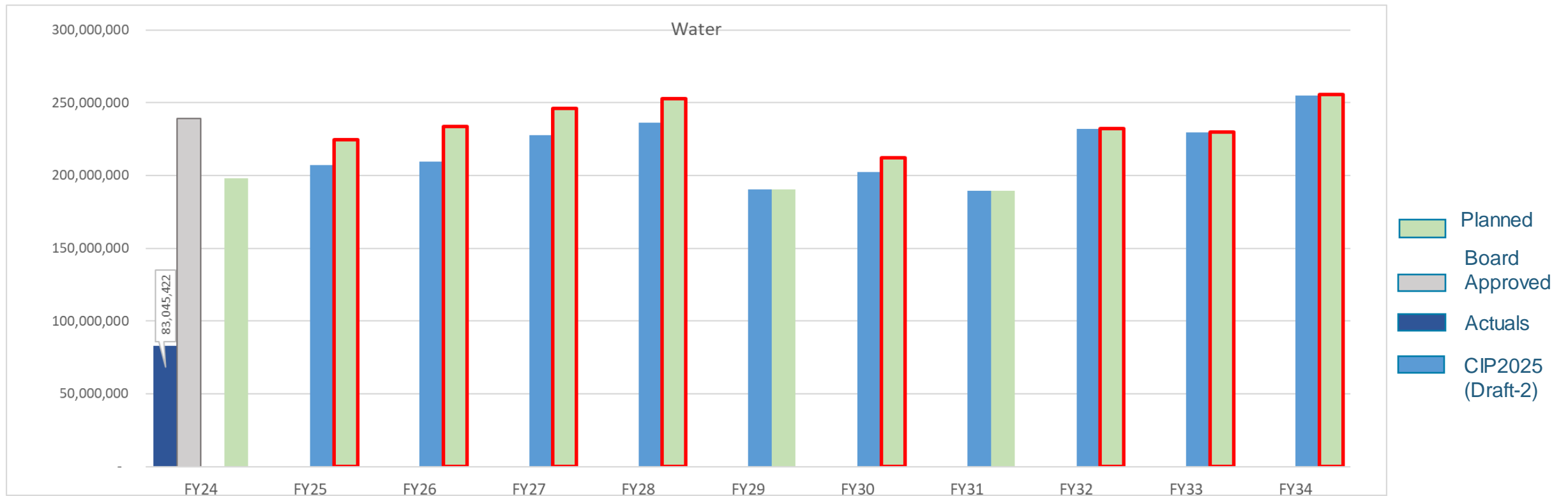


Current Status:

The water system incurred \$83 million of CIP costs through December 2023. This is 63% of the FY 2024 monthly *Approved CIP2024-2028*.


10-Year Forecast Summary – Water

	FY25-29	FY30-34
CIP2025 (Draft - 2)	\$1,071,788,423	\$1,108,669,950
Forecast	\$1,147,448,364	\$1,118,653,074
Variance	(\$75,659,941)	(\$9,983,124)



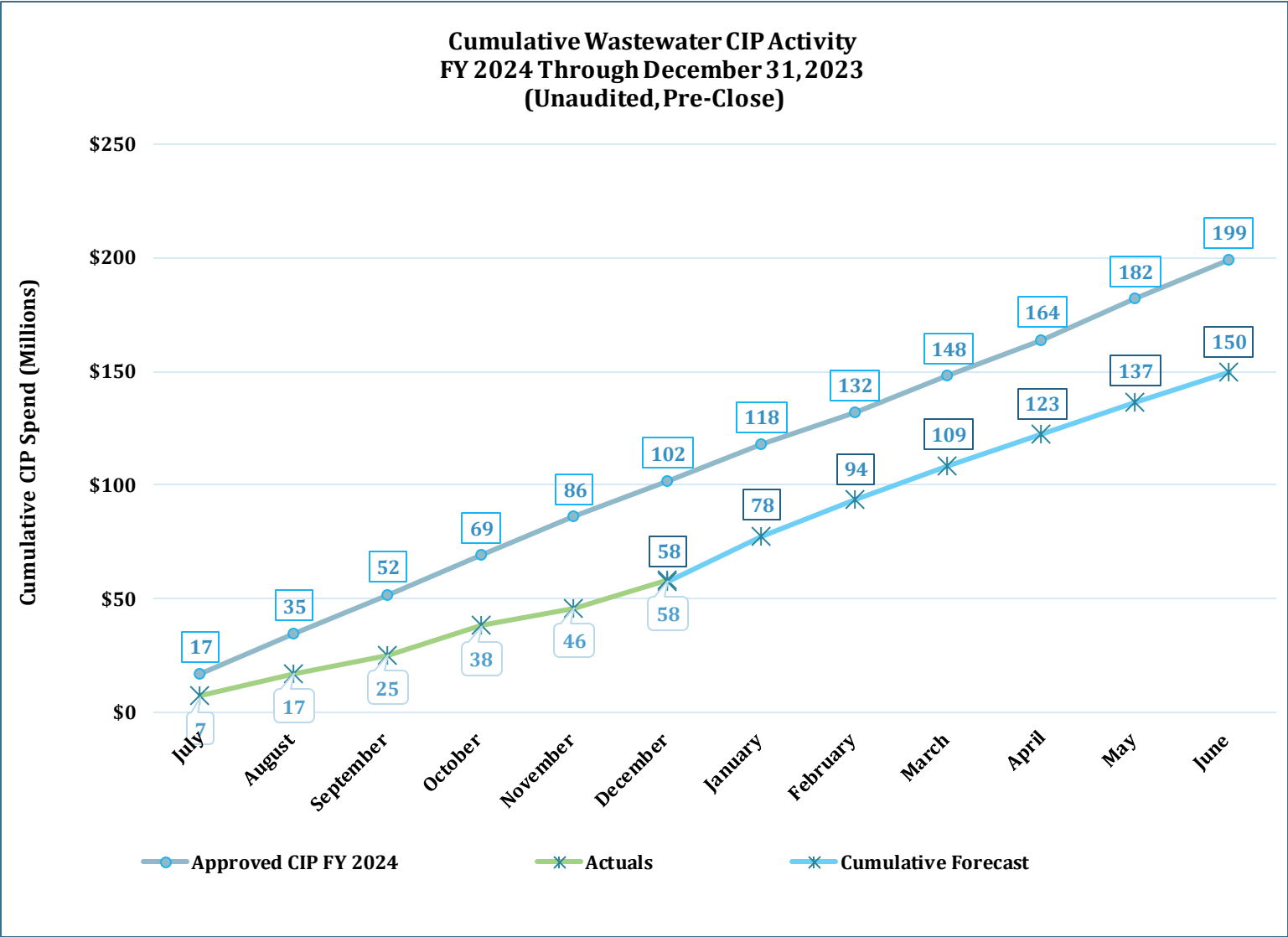
	FY24	FY25	FY26	FY27	FY28	FY29	FY30	FY31	FY32	FY33	FY34
CIP2024	239,259,562	-	-	-	-	-	-	-	-	-	-
CIP2025 (Draft - 2)	-	207,332,526	209,751,750	227,822,919	236,330,734	190,550,493.5	202,287,868	189,586,268	232,085,794.6	229,575,583	255,134,437
ETC (PRISM)	197,933,699	224,426,332	233,502,297	246,241,350	252,871,465	190,406,920	211,970,003	189,281,094	232,095,255	229,874,423	255,432,300
Variance	41,325,863	(17,093,806)	(23,750,546)	(18,418,431)	(16,540,731)	143,573	(9,682,135)	305,174	(9,460)	(298,840)	(297,863)

CIP REVIEW - WASTEWATER



CIP Delivery Team

Key Performance Indicators – Wastewater Cumulative



Current Status:

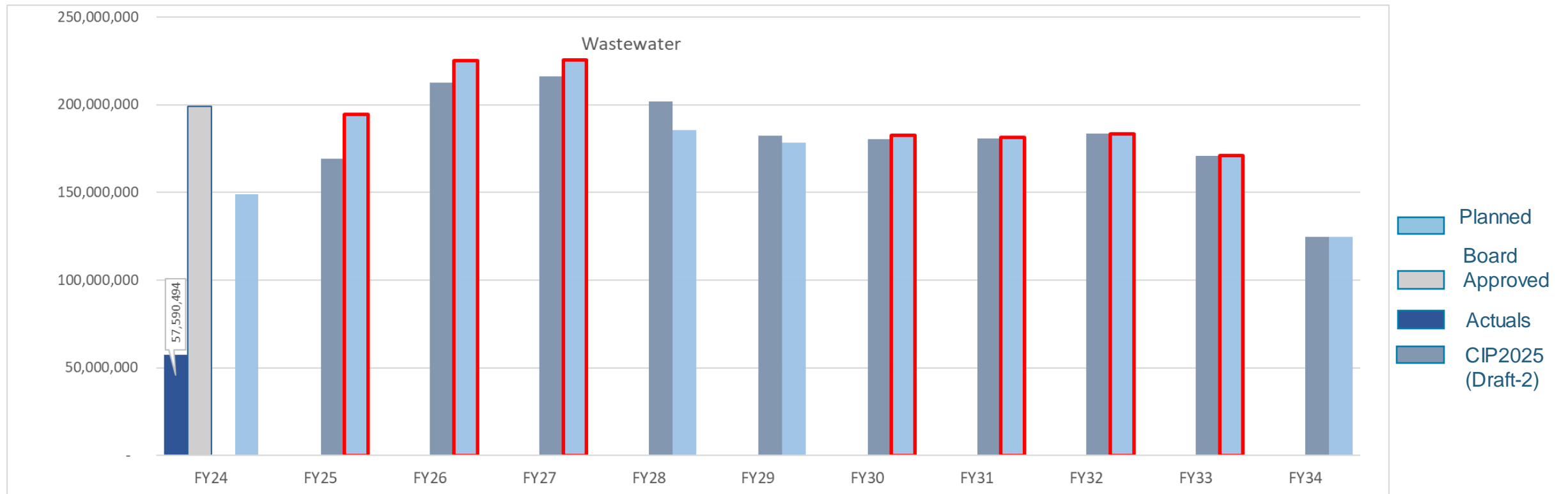
The wastewater system incurred \$58 million of CIP costs through December 2023.

This is 57% of the FY 2024 monthly Approved CIP2024-2028.

10-Year Forecast Summary – Wastewater




	FY25-29	FY30-34
CIP2025 (Draft-2)	\$982,524,666	\$839,914,602
Forecast	\$1,009,375,340	\$842,381,171
Variance	(\$26,850,674)	(\$2,466,569)



	FY24	FY25	FY26	FY27	FY28	FY29	FY30	FY31	FY32	FY33	FY34
CIP2024	199,061,145	-	-	-	-	-	-	-	-	-	-
CIP2025 (Draft - 2)	-	169,188,982	212,693,231	216,230,914	201,995,000	182,416,539	180,433,377	180,716,003	183,392,368	170,901,014	124,471,840
ETC (PRISM)	148,794,101	194,667,886	225,202,585	225,616,702	185,420,891	178,467,275	182,371,042	181,174,286	183,459,388	170,906,996	124,469,458
Variance	50,267,044	(25,478,904)	(12,509,354)	(9,385,788)	16,574,109	3,949,263	(1,937,665)	(458,283)	(67,020)	(5,982)	2,382

CIP DELIVERY TEAMS ARE GROWING



CIP Delivery Team



CIP DELIVERY TEAMS ARE GROWING



Water & Wastewater



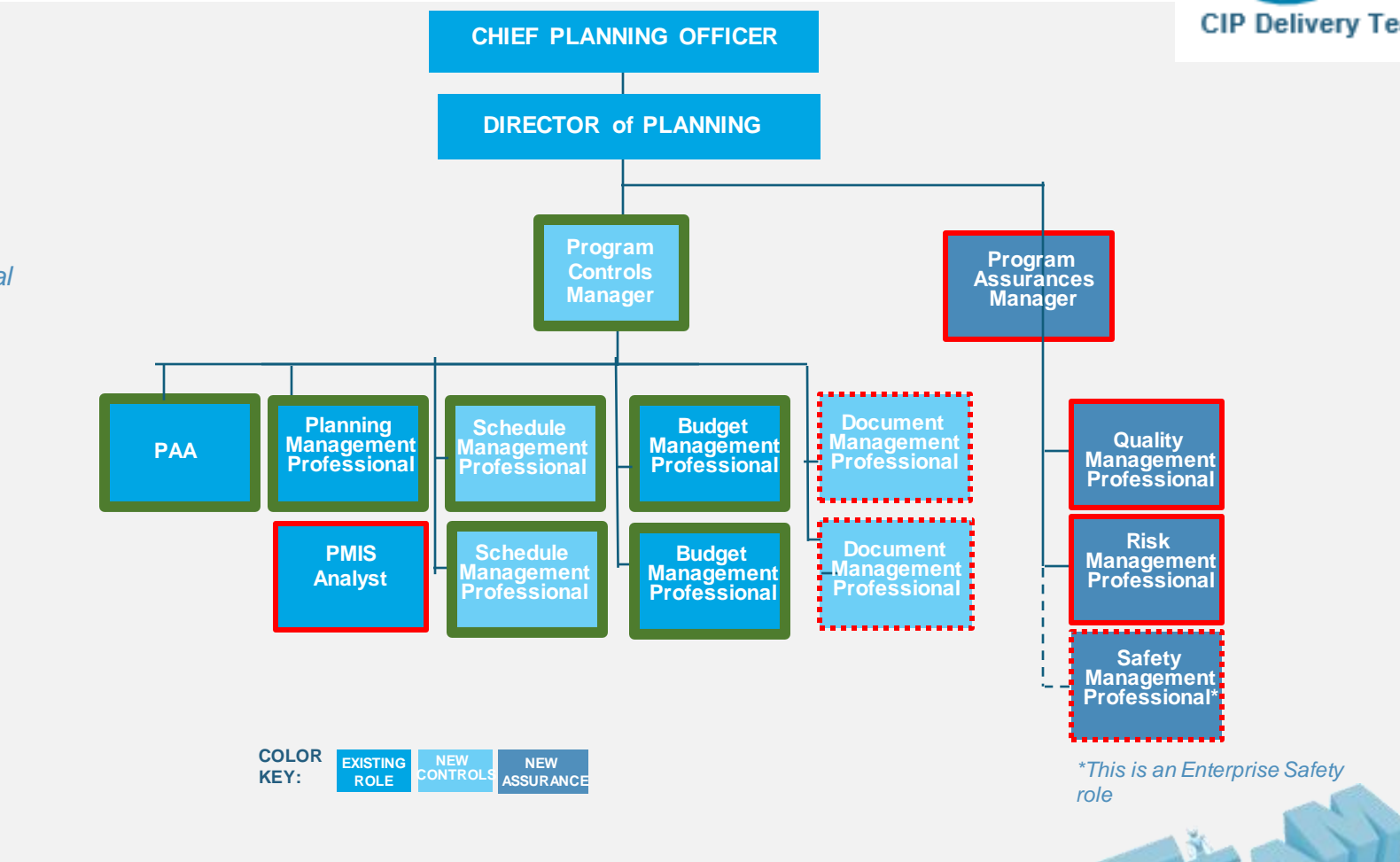
Cross
Functional
Support

Roles outlined in solid green
have been filled

Roles outlined in solid red
are in the process of being
filled

Roles outlined in dotted red
will be filled in the future

CIP



COLOR
KEY: EXISTING ROLE NEW CONTROLS NEW ASSURANCE

*This is an Enterprise Safety
role




CIP – Capital Improvement Plan | PM – Project Manager

PAA – Professional Administrative Analyst | PMIS – Project Management Information System



WHAT'S NEXT



CIP Delivery Team

WHAT'S NEXT – FY 2026 - 2030

- Implementation of PMP
 - Improve Cost and Schedule Updates
 - Streamline Alignment with Financial Plan
 - Internal and External Outreach
- FY 2026 - 2030 CIP
 - Develop Roadmap
 - Improve the Portal Experience
 - Train PMs
 - Improve CIP Document Layout
 - FY 2026 - 2030 CIP
- Restart the PMIS Project (Contract by October 2024)




CIP Delivery Team

THANK YOU

QUESTIONS

PROGRAM MANAGEMENT UPDATE

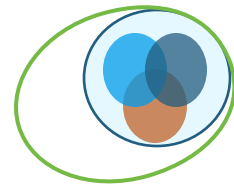


CIP Delivery Team



AECOM

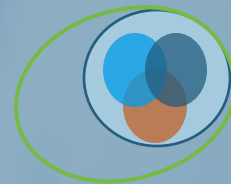
Michael McClure, AECOM



CIP Delivery Team

Today's Agenda – AECOM Contract Update

- **Task 2 – CIP Delivery Standard Operating Procedure (SOP) Delivery Status Update**
- **Task 5 – Project Administration & Project Controls, and Report Status Update**
- **Task 7 – Engineering and Construction Staff Augmentation Status Update**
- **Task 9 – GLWA Supplemental Department Staff Augmentation Status Update**



CIP Delivery Team

Status Update - Task 2: CIP Delivery Standard Operating Procedure (SOP) Delivery

Task 2-PMP Implementation

Implemented

Bold – Full Implementation, **Light Bold** - Partial

PMP 00 – **PMP Overview**
PMP 01 – **CIP Program Overview**
PMP 02 – **Org. & Governance**
PMP 03 – **Communications Mgt.**
PMP 05 – **Schedule & Budget Mgt.**
PMP 06 – **Contract Change Mgt. (Part)**
PMP 07 – **Quality Mgt.**
PMP 08 – **Risk Mgt.**
PMP 09 – **Engineering & Design Mgt. (Part)**
PMP 10 – **Procurement & Contracts**
PMP 11 – **Permitting & Reg. Comp. Mgt.**
PMP 12 – **Health & Safety Mgt.**
PMP 13 – **Public Outreach & Stakeholder Mgt.**
PMP 14 – **Construction Mgt. (Part)**
PMP 15 – **CIP Planning & Development**

April 1, 2024

New Contracts Procured

PMP 06 – **Contract Change Mgt.**

- Change Request (CR)/Change Proposal (CP)
- Change Directive (CD)
- Field Order (FO) and Task Adjustment. (TA) instead of Construction Change Directive (CCD)
- Project Design Lead (PDL) and Project Construction Management Lead (PCML) instead of Engineer, Resident Project Representative (RPR), and Construction Assistance (CA)

PMP 09 – **Engineering & Design Mgt.**

- Change Request (CR)/Change Proposal (CP) and Change Directive (CD) Implemented
- Task Adj. (TA) instead of Construction Change Directive (CCD)

PMP 14 – **Construction Mgt.**

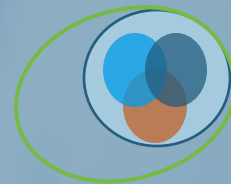
- Change Request (CR)/Change Proposal (CP) and Change Directive (CD) Implemented
- Field Order (FO) instead of Construction Change Directive (CCD)

Other minor changes through Specs and scopes.

PMP 04 – Document Mgt. – held as draft until PMIS.

Related Initiatives

- **Standard Contractual Document Revisions**
 - DBB – **Complete.**
 - Standard Division 1 Specifications – **Complete.**
 - DB, PDB, & Design Contracts – **In Process.**
- **Vendor Partner Rollout**
 - Recorded overview for new procurements.
 - Full presentation with Procurement Vendor event.
- **Informational Session**
 - Purpose is to inform the broader GLWA Team.



CIP Delivery Team

Status Update - Task 5: Project Administration & Project Controls, and Report

Task 5 CIP Portal Update

CIP Portal Enhancements

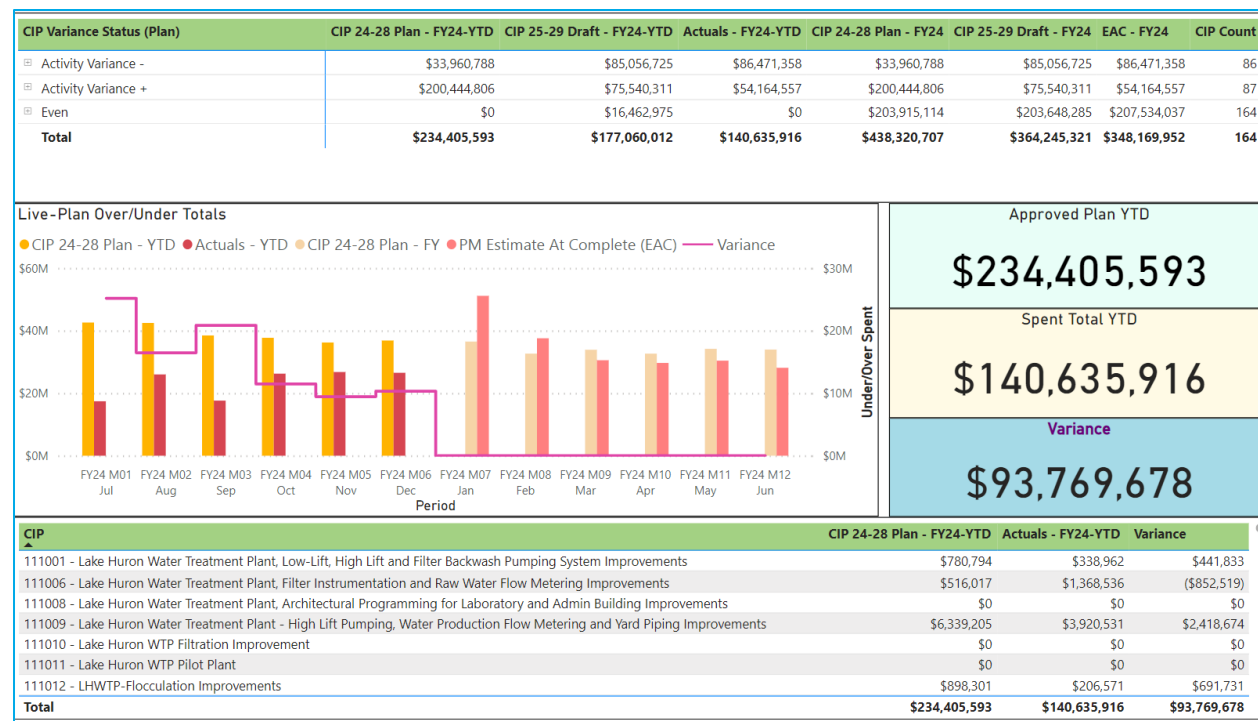
- Phase Details automated data updates (2023).
- Project Key Areas of Interest usage constraints (2023).
- Annual CIP Scoring updates (2023).
- Audit tracking (2024).

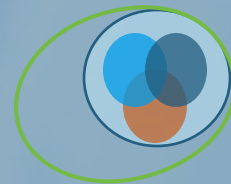
CIP Plan Development Support

- FY 2025 Portal “Switchover” in progress.
- Planned Portal “opening” May 2024.

CIP Portal Dashboard

- Released November 2023.
- Ongoing monthly tutorials.





CIP Delivery Team

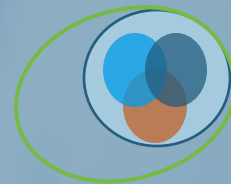
Status Update - Task 7: Engineering and Construction Staff Augmentation

Task 7 – Engineering & Construction Staff Augmentationn - Update

Engineering Support (Support Ending May 2025)

- Continue to successfully transition wastewater projects to GLWA's Life Cycle Project Managers (LPM's).
- Provide Technical Support on various WRRF Projects as depicted in Table.
- Currently, providing one (1) FTE as Staff Augmentation to Wastewater Group.

Task Memorandum	O&M / CIP No.	Project Description
72034A.01	O&M WW	Multiple O&M Projects including Incineration Rehab 8, 10 & 11, B-House Rehab and Miscellaneous JOC's
72034A.02	CIP 211005	WRRF PS No. 2 Improvements Phase II
72034A.03	CIP 211007	WRRF PS #2 Bar Racks Replacements and Grit Collection System Improvements
72034.04	CIP 212008	WRRF Aeration Improvements 1 and 2
72034.04	CIP 261000	WRRF Rehabilitation of the Secondary Clarifiers
7203A.05	CIP 213006	WRRF Improvements to Sludge Feed Pumps at Dewatering Facilities
72034.08	CIP 260701	Conveyance System Infrastructure Improvements
72034A.10	CIP 260901	Rehabilitation of HAZMAT Facility at WRRF
72034A.12	CIP 260905	WRRF Plumbing Shop Renovation
72034A.15	CIP 277001	Baby Creek Outfall Improvements Project



CIP Delivery Team

Status Update - Task 9: GLWA Supplemental Department Staff Augmentation

Task 9 – Supplemental Support Update

Recruiting Support

- Posted Jobs for LPM, TML, Manager LPM
- Continued sourcing for CIP Group Assurance Manager
- Added one (1) LPM hire in Water
- Progressed one (1) LPM to Manager of Engineering in Wastewater

Training Support

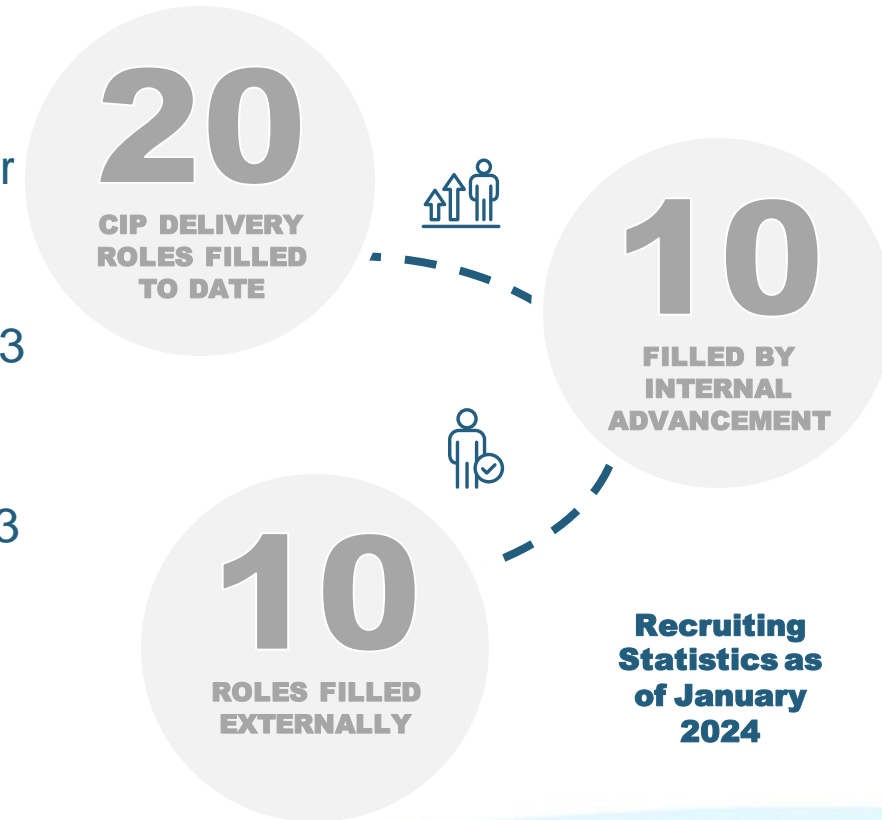
- Released thirteen (13) PMP chapter trainings as of December 2023

Change Management Support

- Completed six (6) Change Leaders Sessions as of December 2023

CIP Delivery Leadership Support

- Monthly CIP Steering Committee Meetings in Dec./Jan.
- PMP Information Session in March 2024



WHAT'S NEXT – RECAP

- Implementation of Project Management Plan
- Development of the FY 2026 - 2030 Capital Improvement Plan
- Resume the Project Management Information System (PMIS) Project



CIP Delivery Team

THANK YOU

QUESTIONS