

CAPITAL IMPROVEMENT PLAN REPORT

DRAFT 1
2024-2028



GLWA
Great Lakes Water Authority

October 19, 2022

Board Members, GLWA Team Members, Member Partners, and Service Area Communities,

The Great Lakes Water Authority (GLWA) Capital Improvement Planning Delivery Team presents you with draft 1 of the FY 24-28 Capital Improvement Plan (CIP). The CIP is a forward-looking document that outlines GLWA's water and wastewater infrastructure improvement strategy on a short- and long-term basis.

This year was exceptionally difficult to achieve CIP alignment with the financial plan due to inflationary pressures. Some difficult decisions were made to make sure that the FY 24-28 aligns with financial plan. This year's plan includes 168 projects for a total investment of approximately \$1.76 billion in the region's water and wastewater infrastructure over the next 5-year plan. As illustrated and proposed in the 5-year plan, the projects aim to improve the system's reliability, redundancy, and operational efficiency as well as protect health and safety.

The tremendous effort associated with the preparation of this plan would not have been possible without support from the GLWA's leadership, as well as the collaboration from the CIP delivery team members. The team worked tirelessly to shape this plan as we strive to continuously improve the content. Throughout the FY 24-28 CIP process, the CIP delivery team engaged Member Partners through improved project scoring. Thank you for your support of the GLWA CIP development. If you have any questions or need additional information, please do not hesitate to contact me.

Thank You,

Dima S. El-Gamal, PhD, PE, LEED AP
Capital Improvement Planning Director

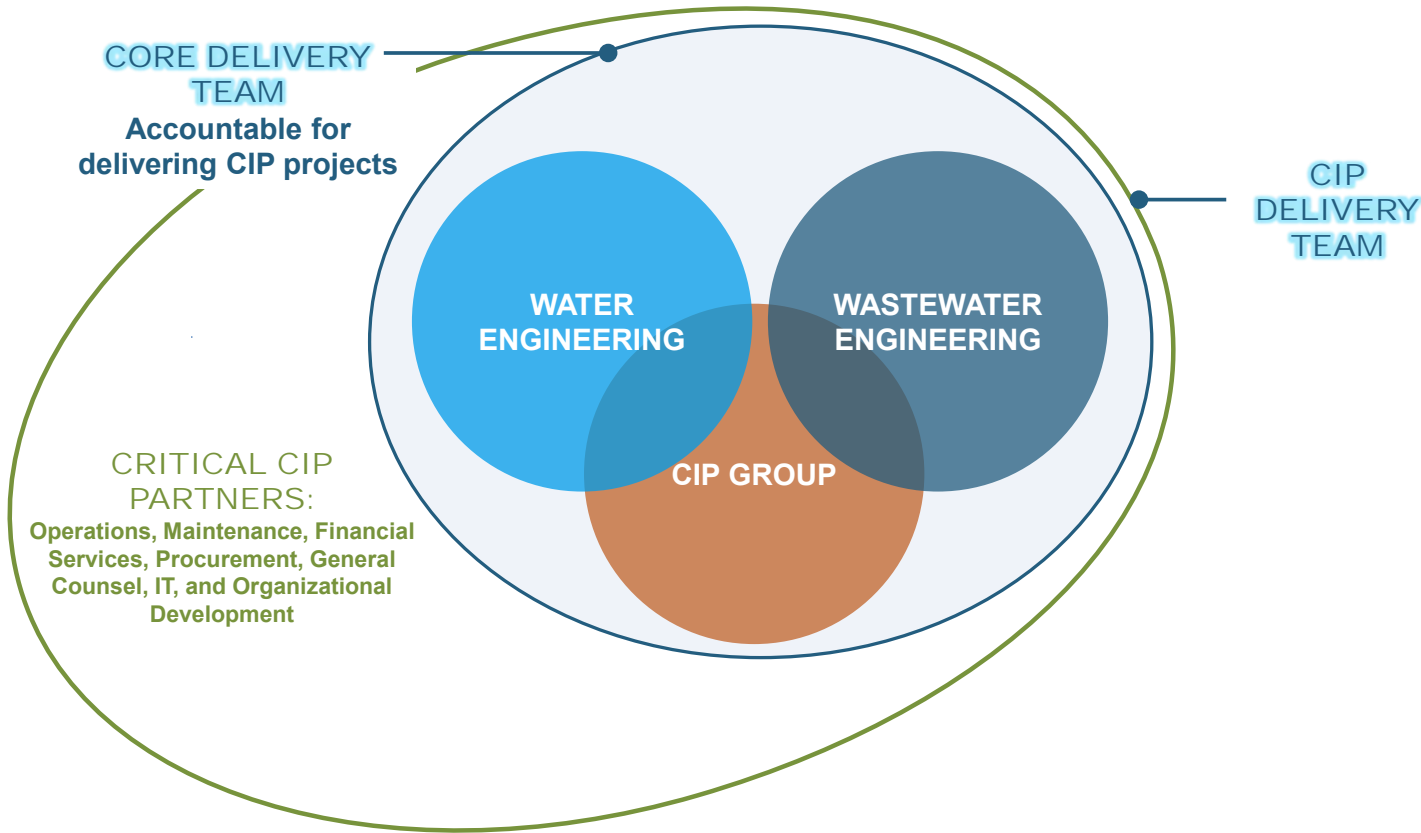
Great Lakes Water Authority • 9300 W Jefferson
Ave, Suite 409 • Detroit, MI 48209
C: 313-400-3751
D: 313-297-8819
E: dima.elgamal@glwater.org

ACKNOWLEDGMENTS

[Acknowledgment page (cover photo contest winners) coming in future draft]

[Acknowledgment page (cover photo contest winners) coming in future draft]

TABLE OF CONTENTS



01 | INTRODUCTION

- 1.1 Executive Summary 10
- 1.2 Primary Goals of the CIP 16
- 1.3 Team Members & Partners 16
- 1.4 CIP Strategy 17
- 1.5 CIP Optimization 17

02 | CIP SUMMARY

- 2.1 CIP 5-Year Summary Tables 22
- 2.2 Project Status 28
- 2.3 Linear Assets 32
- 2.4 Projects by Jurisdiction 34
- 2.5 Specialty Projects 40
- 2.6 Project by Type 45
- 2.7 Project Scoring 51

03 | CIP PROJECTS BY CATEGORY

- 3.1 Largest CIP Projects 70
- 3.2 Largest Dollar Projects (<\$30M) 72
- 3.3 Largest 2023 Projected Spend (<\$5M) 76
- 3.4 Water Projects by Status 78
- 3.5 Wastewater Projects by Status 92
- 3.6 Centralized Services Projects 108
- 3.7 Ten-Year Water Outlook 110
- 3.8 Ten-Year Wastewater Outlook 120

04 | FINANCE

To be included in Draft 2

05 | WATER PROJECTS

- 5.1 Water Master Schedules 136
- 5.2 Water Projects One-Pagers 138

06 | WASTEWATER PROJECTS

- 6.1 Wastewater Master Schedules 259
- 6.2 Wastewater Projects One-Pagers 261

07 | CENTRALIZED SERVICES

- 6.1 Centralized Services One-Pagers 373

08 | APPENDICES

- A Water Business Case Evaluation
- B Wastewater Business Case Evaluation
- C Centralized Services Business Case Evaluations
- D System Background Information
- E Scoring Equation Tech Memo
- F Additional Reference Material: How to Navigate the CIP

Placeholder for Image

01

INTRODUCTION

INTRODUCTION

1.1. EXECUTIVE SUMMARY

We are pleased to submit the Great Lakes Water Authority (GLWA) Capital Improvement Plan (CIP) for fiscal years 2024-2028.


This document serves as a guide for the effective and efficient provision of capital assets and infrastructure, outlining timing, and financing for the five-year plan.

GLWA operates and maintains the largest water system in the United States in production and population served, and one of the largest wastewater treatment plants in capacity. To collaboratively ensure a One Water system approach to our regional water and wastewater systems, GLWA has a dedicated Member Outreach Program that collaborates with its Member Partners. Work groups are used to involve members in technical service and financial discussions that support decision-making at GLWA.

Four committees have been established by GLWA's six-member Board of Directors to provide oversight and policy guidance:

- Audit Committee
- Capital Planning Committee
- Legal Committee
- Operations and Resources Committee

GLWA's commitment to improved performance in the water and wastewater systems, environmental compliance, and Member Partner satisfaction aligns with the organization's goals to contribute to the economic success and the health and safety of the region it serves.



NOTE: *5 NEW PROJECT FROM PROGRAM

** IN ADDITION TO THE 168 PROJECTS, THERE ARE:
+2 RECLASSIFIED PROJECTS
+1 CANCELED PROJECTS

CIP AT A GLANCE

GLWA's CIP supports the continuation of major capital asset investments in programs and projects that will upgrade the Authority's aging water and wastewater system infrastructure, as well as the overarching centralized service infrastructure that supports both systems. The

CIP is a forward-thinking five-year plan which identifies capital projects and programs and their respective financing options. Annually, this plan is updated to reflect changing system needs, priorities, and funding opportunities.

WATER

Category	Amount
5-Year Total	\$980,659
5-Year Average	\$196,132
10-Year Total	\$1,911,061
10-Year Average	\$191,106

*Financial figures are in thousands of dollars (\$1,000's)

WASTEWATER

Category	Amount
5-Year Total	\$788,604
5-Year Average	\$157,721
10-Year Total	\$1,556,113
10-Year Average	\$155,611

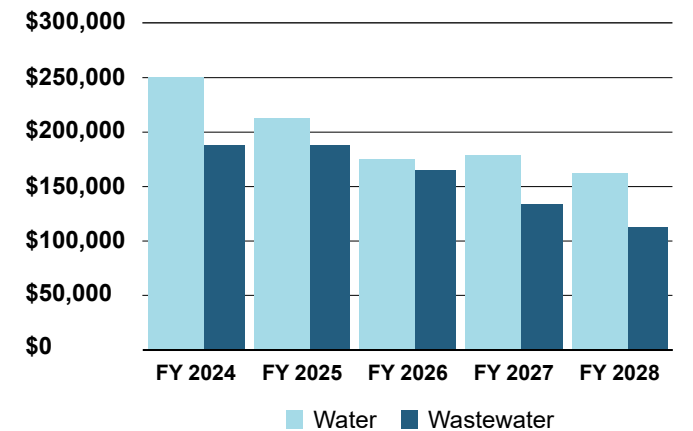
*Financial figures are in thousands of dollars (\$1,000's)

PLAN SPENDING SUMMARY

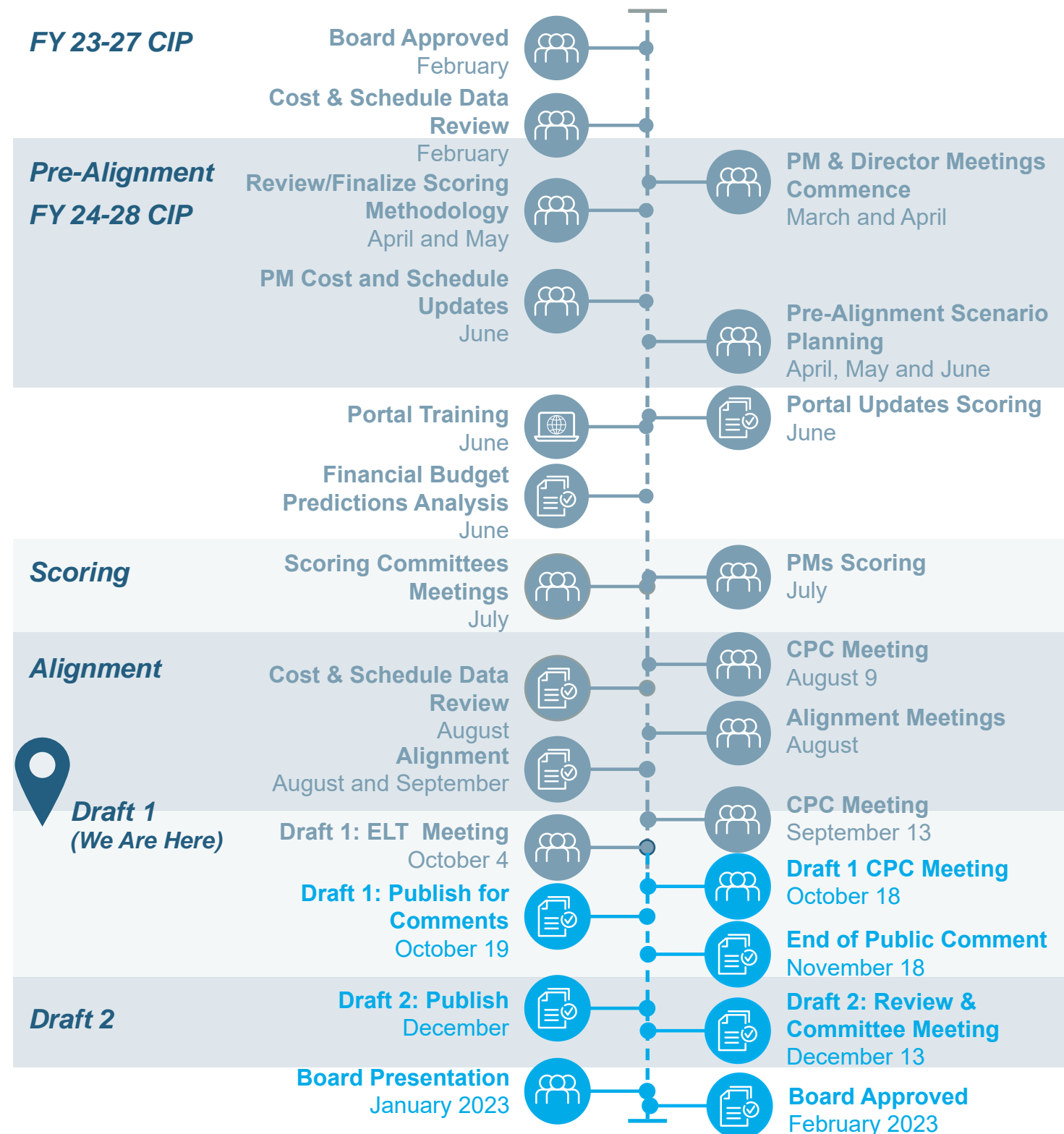
5-Year Total	10-Year Total
\$1.77 Billion	\$3.46 Billion
5-Year Annual Average	10-Year Annual Average
\$353 Million	\$346 Million

Ongoing efforts to stabilize rates and plan realistically for what can be achieved led to the current capital improvement spending plan.

5-YEAR OUTLOOK



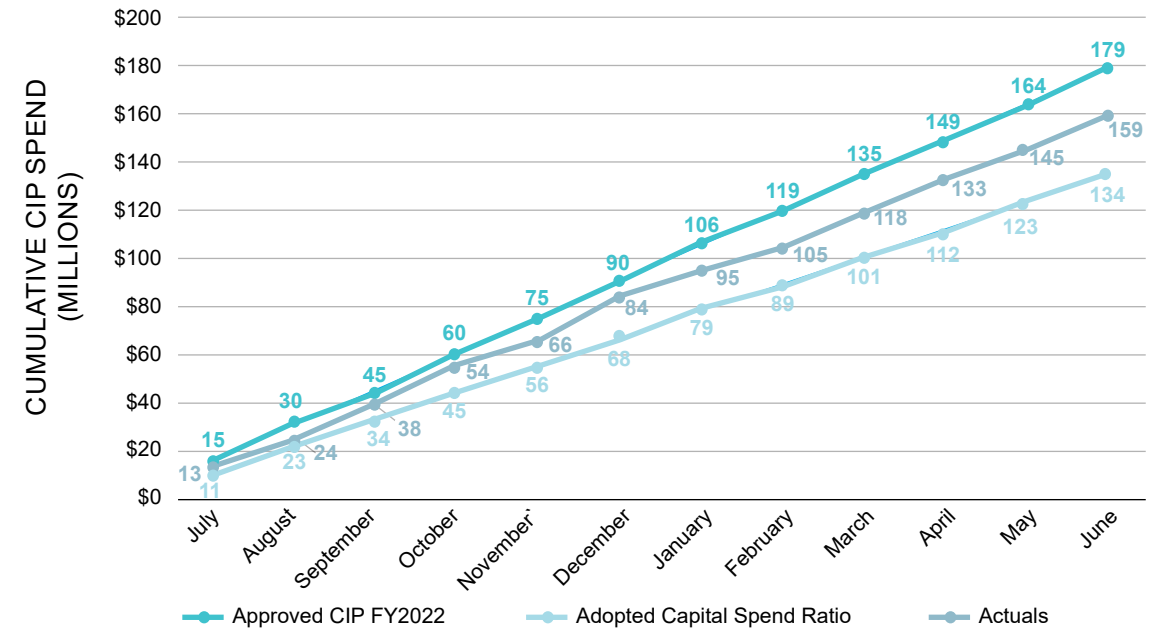
FY 24-28 CIP SCHEDULE



FY 22 KEY PERFORMANCE INDICATORS (KPIs)

ENTERPRISE RESILIENCY FY 2022 TOTAL WATER CIP SPEND

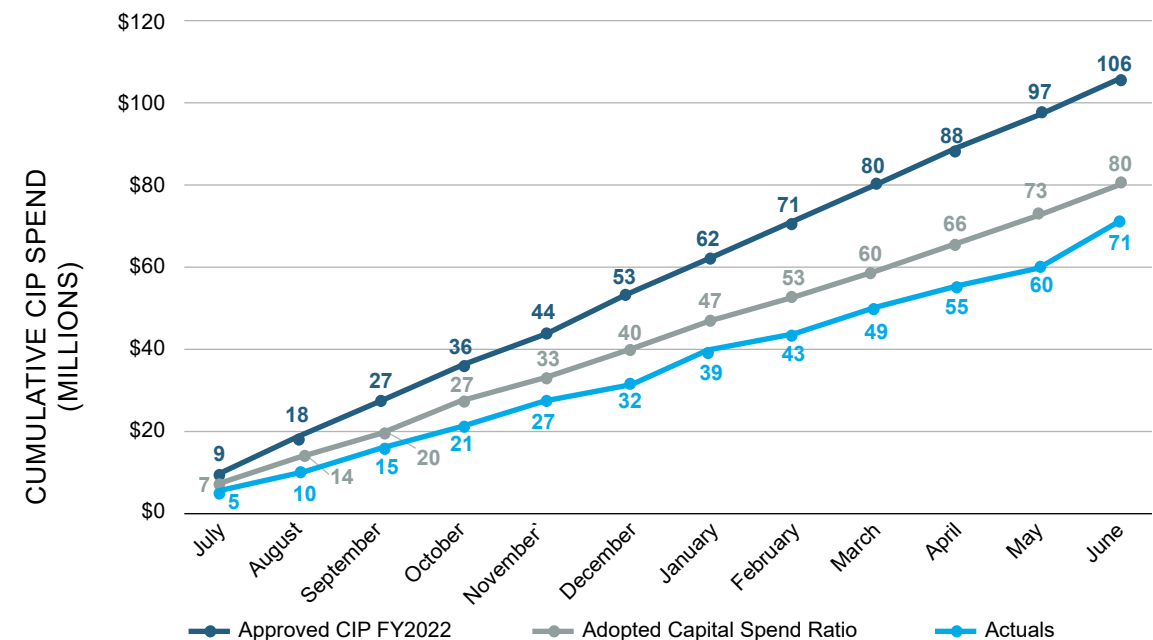
CUMULATIVE WATER CIP ACTIVITY FY 2022 THROUGH JUNE 30, 2022 (UNAUDITED, PRE-CLOSE)



CURRENT STATUS:
The water system incurred \$159 million of CIP costs through June 2022. This is 89% of the FY 2022 monthly prorated Approved CIP and 119% of the Adopted Capital Spend Ratio amount.

ENTERPRISE RESILIENCY FY 2022 TOTAL SEWER CIP SPEND

CUMULATIVE WASTEWATER CIP ACTIVITY FY 2022 THROUGH JUNE 30, 2022 (UNAUDITED, PRE-CLOSE)



CURRENT STATUS:
The sewer system incurred \$71 million of CIP costs through June 2022. This is 67% of the FY 2022 monthly Prorated Approved CIP and 89% of the Adopted Capital Spend Ratio amount.

WATER CIP COMPARISON

Financial figures are in thousands of dollars (\$1,000's)

CIP Document	FY 2023	FY 2024	FY 2025	FY 2026	FY 2027	FY 2028	5 - Year Total
Approved Water CIP FY 2023-2027	\$194,376	\$225,436	\$221,616	\$174,681	\$149,539	\$218,354	\$965,648
Water CIP FY 2024-2028		\$252,973	\$212,568	\$174,484	\$179,831	\$160,802	\$980,659
Difference		\$28	(\$9)	(\$0.2)	\$30	(\$58)	\$15
Difference %		12%	-4%	0%	20%	-26%	2%

WASTEWATER CIP COMPARISON

Financial figures are in thousands of dollars (\$1,000's)

CIP Document	FY 2023	FY 2024	FY 2025	FY 2026	FY 2027	FY 2028	5 - Year Total
Approved Wastewater CIP FY 2023-2027	\$125,932	\$162,313	\$184,523	\$157,689	\$131,307	\$171,068	\$761,764
Wastewater CIP FY 2024-2028		\$188,024	\$187,812	\$165,085	\$134,658	\$113,026	\$788,604
Difference		\$26	\$3	\$7	\$3	(\$58)	\$27
Difference %		16%	2%	5%	3%	-34%	4%

1.2. PRIMARY GOALS OF THE CIP

The primary goals of the GLWA’s CIP are the following:

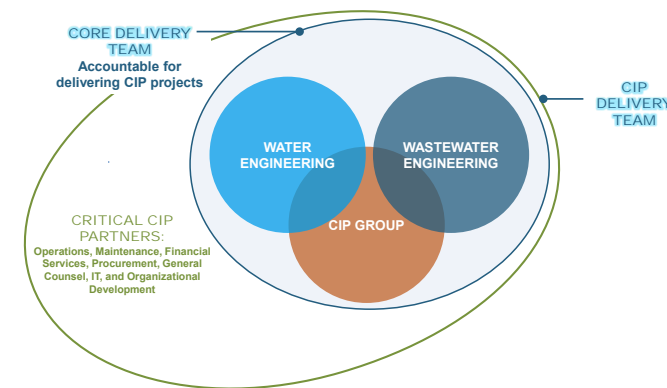
- Provide a condensed volume of projects in a central location.
- Demonstrate alignment with the GLWA financial plan.
- Share the GLWA integrated master schedule.
- Provide transparency to the organizational goals.
- Meet regulatory and operational needs.
- Provide an opportunity to Member Partners & Communities to contribute to the plan.
- Address projects that promote improved redundancy, system resiliency, and health and safety.

This CIP should be considered a forward looking planning document; it is a dynamic and evolving plan that requires continual review and improvement. Short-term project cost estimates are more defined than long-term project cost estimates because short-term anticipated projects are typically better characterized by studies or scoped by design.

The project descriptions and summaries incorporated in this report represent brief synopses of the entire project scope; these descriptions are generally more defined for ongoing active projects than for newly planned projects, where specific project activities may have yet to be determined. Based upon the execution of programs and projects identified in the CIP, it is anticipated that existing levels of service currently provided will be met or exceeded. Copies of this CIP and past CIPs are available on GLWA’s website at <https://www.glwater.org/cip/>.

1.3. TEAM MEMBERS & PARTNERS

Our members include the GLWA CIP Delivery Team (as depicted in Figure 1: Team Members & Partners), board members, water and wastewater partners, associated stakeholders, elected officials, consultants, and regulatory agencies. GLWA has a dedicated Member Outreach Program that collaborates with its members on water and wastewater activities.



The Capital Improvement Planning Group at GLWA works to develop and support the execution of the plan. The team members are listed below, along with their contact information:

- **Dima El-Gamal**, PhD, PE, LEED AP., dima.elgamal@glwater.org;
- **Ian Thompson**, PE, ian.thompson@glwater.org;
- **Melissa Merideth-Phelan**, melissa.phelan@glwater.org;
- **Tiffany Oliver**, tiffany.oliver@glwater.org;

1.4. CIP STRATEGY

GLWA’s CIP lays out the organization’s intentions for capital asset investment for the next five years to enhance and maintain system-wide assets. Updated annually, the plan reflects the organization’s changing system needs, priorities, and financing opportunities over time. Projects are included in the CIP as recommended by the Water and Wastewater Master Plans, condition and needs assessments, regulatory requirements, and operational needs. The Comprehensive Water Master Plan and the Comprehensive Regional Wastewater Master Plan are long-term strategic planning tools that provide regional collaboration and planning to balance capital expenditures while implementing best practices in the treatment and transmission/conveyance of water and wastewater. Projects are vetted and prioritized to optimize capital investments. Water and Wastewater CIP Projects are developed utilizing Business Case Evaluations (BCE’s), which are included in Appendices A, B, and C of this plan for Water, Wastewater, and Field Services, respectively.

The goals of the Authority’s capital financing strategy are to:

- Recover the capital investment costs over the useful lives of the capital assets.
- Balance the needs of the water and sewage system with revenue requirements.
- Protect and enhance the Authority’s financial position.

Maintain affordable charges by investing wisely in system renewal and revitalization.

Recognizing the difference in scope between the CIP and the tactical financial plan, GLWA implemented a “Capital Spend Rate Assumption Policy” adopted in 2018 by the Board of Directors. This policy provides an analytical approach to bridge the total dollar amount of projects in the CIP with what can realistically be spent due to limitations beyond GLWA’s control. This rate is assessed annually and presented to the Board of Directors.

1.5. CIP OPTIMIZATION

As stated earlier, the CIP should be considered a forward-looking planning document. It is a dynamic and evolving plan that requires continual review, optimization, and improvement. To continuously improve the CIP process and reporting, the CIP group has made the following improvements:

CIP REPORT

The most visible change to the CIP process is the document itself. Continuing improvements from FY 2023 – 2027 CIP report, the outline of the content has been reordered and streamlined to provide a clearer sequencing.

In addition, a new section, Projects by Type, has been added to Chapter 2. The tables reflect CIP projects further broken down between Water – Treatment, Transmission, and Pump Station and Wastewater – Treatment, Conveyance, CSO, and Pump Station.

SCORING

The scoring this year followed the same methodology introduced in the FY23-27 CIP. This methodology was applied to improve and optimize the scoring and prioritization of projects by refining the alignment of the resulting project scores with GLWA's overall priorities and values. Below are a few additional actions implemented to streamline scoring revisions that were implemented:

- Projects that were reclassified maintain their highest score.
- Projects were not scored if they are under construction.
- Projects in the closeout stage were not scored.
- Projects under programs were scored, but programs were not scored.

The CIP processes will continue to improve and evolve to provide the various stakeholders with improved projections and reporting.

MILESTONES

The following schedule provides details related to the FY 24-28 CIP upcoming milestones:

- October 19, 2022 - November 18, 2022: Public Comment Period
- December 13, 2021: Capital Planning Committee (CPC)
- Review of Preliminary Draft 2 January 2023: Present FY 24-28 CIP to GLWA Board
- January 2023: Capital Planning Committee (CPC)- Review of Final FY 24-28 CIP and recommendation to the GLWA Board
- February 2023: Board consideration and action on the FY 24-28 CIP.
- July 1, 2023: Effective date of FY 2024-2028

Placeholder for Image

02

CIP SUMMARY

CIP SUMMARY

2.1. CIP 5-YEAR SUMMARY TABLES

The Great Lakes Water Authority 2024-2028 CIP overall summary tables can be seen below. Please note that the Centralized Services CIP Categories table's projected project budgets and project categories are also included in the water CIP Categories and wastewater CIP Categories tables.

WATER

Financial figures are in thousands of dollars (\$1,000's)

Category	Category Lifetime Actual Number Thru FY 2022	FY 2023	FY 2024	FY 2025	FY 2026	FY 2027	FY 2028	2024-2028 CIP Total	FY 2029 & Beyond	Project Total	
Treatment Plants and Facilities											
Lake Huron	111x	\$18,802	\$16,295	\$20,800	\$30,808	\$27,912	\$45,838	\$29,500	\$154,859	\$148,571	\$338,527
Northeast	112x	\$870	\$3,002	\$5,780	\$7,802	\$16,699	\$14,641	\$10,455	\$55,377	\$133,087	\$192,336
Southwest	113x	\$2,483	\$6,567	\$1,606	\$0	\$0	\$0	\$0	\$1,606	\$192,926	\$203,581
Springwells	114x	\$63,861	\$13,385	\$26,959	\$35,814	\$32,822	\$36,136	\$28,665	\$160,396	\$366,534	\$604,176
Water Works Park	115x	\$12,802	\$15,109	\$15,013	\$14,254	\$9,859	\$6,752	\$4,770	\$50,649	\$135,283	\$213,843
General Purpose	116x	\$56,113	\$16,991	\$18,084	\$11,885	\$0	\$0	\$0	\$29,969	\$0	\$103,073
Treatment Plants and Facilities Total		\$154,931	\$71,349	\$88,242	\$100,563	\$87,292	\$103,367	\$73,390	\$452,856	\$976,401	\$1,655,536
Field Services											
Transmission System	122x	\$152,629	\$138,311	\$132,846	\$93,288	\$60,486	\$37,861	\$38,589	\$363,070	\$348,888	\$1,002,898
Field Services Total		\$152,629	\$138,311	\$132,846	\$93,288	\$60,486	\$37,861	\$38,589	\$363,070	\$348,888	\$1,002,898
Systems Control Center											
Pump Station/Reservoir	132x	\$31,385	\$16,373	\$7,689	\$497	\$8,655	\$19,202	\$21,247	\$57,290	\$404,148	\$509,197
Systems Control Center total		\$31,385	\$16,373	\$7,689	\$497	\$8,655	\$19,202	\$21,247	\$57,290	\$404,148	\$509,197
Metering											
General Purpose	151x	\$10,102	\$2,642	\$3,205	\$3,196	\$3,196	\$3,196	\$3,205	\$16,000	\$0	\$28,744
Metering total		\$10,102	\$2,642	\$3,205	\$3,196	\$3,196	\$3,196	\$3,205	\$16,000	\$0	\$28,744
Programs											
Programs	17xx	\$22,854	\$18,281	\$19,923	\$13,956	\$14,853	\$16,205	\$24,347	\$89,285	\$225,779	\$356,200
Programs	38xx	\$0	\$489	\$1,069	\$1,066	\$0	\$0	\$0	\$2,135	\$0	\$2,624
Programs total		\$22,854	\$18,770	\$20,992	\$15,022	\$14,853	\$16,205	\$24,347	\$91,420	\$225,779	\$358,824
Security											
General Purpose	341x	\$5,258	\$1	\$0	\$0	\$0	\$0	\$0	\$0	\$0	\$5,259
Security total		\$5,258	\$1	\$0	\$0	\$0	\$0	\$0	\$0	\$0	\$5,259
General Purpose											
General Purpose	371x	\$0	\$0	\$0	\$0	\$0	\$0	\$23	\$23	\$24,977	\$25,000
General Purpose total		\$0	\$0	\$0	\$0	\$0	\$0	\$23	\$23	\$24,977	\$25,000
Grand Total		\$377,159	\$247,446	\$252,974	\$212,566	\$174,482	\$179,831	\$160,801	\$980,659	\$1,980,193	\$3,585,458

WASTEWATER

Financial figures are in thousands of dollars (\$1,000's)

Category	Category Number	Lifetime Actual Thru FY 2022	FY 2023	FY 2024	FY 2025	FY 2026	FY 2027	FY 2028	2024-2028 CIP Total	FY 2029 & Beyond	Project Total
WRRF											
Primary Treatment	211x	\$74,515	\$16,070	\$25,721	\$33,944	\$32,864	\$30,121	\$34,132	\$156,782	\$231,311	\$478,678
Secondary Treatment and Disinfection	212x	\$969	\$2,971	\$11,039	\$11,090	\$11,090	\$13,322	\$13,825	\$60,366	\$147,314	\$211,620
Residuals Management	213x	\$22,237	\$2,469	\$1,050	\$413	\$2,794	\$4,166	\$3,443	\$11,867	\$201,757	\$238,330
Industrial Waste Control	214x	\$14,300	\$233	\$0	\$0	\$0	\$0	\$0	\$0	\$0	\$14,533
General Purpose	216x	\$16,263	\$20,101	\$22,577	\$35,425	\$24,868	\$21,341	\$4,410	\$108,621	\$95,425	\$240,410
WRRF Total		\$128,284	\$41,844	\$60,387	\$80,872	\$71,616	\$68,950	\$55,810	\$337,636	\$675,807	\$1,183,571
Field Services											
General Purpose	221x	\$3,577	\$12,159	\$7,254	\$1,466	\$1,466	\$2,471	\$1,046	\$13,702	\$38,164	\$67,603
Interceptor	222x	\$46,333	\$27,014	\$32,189	\$26,466	\$21,138	\$4,010	\$2,274	\$86,077	\$99,518	\$258,942
Field Services Total		\$49,910	\$39,173	\$39,443	\$27,932	\$22,604	\$6,481	\$3,320	\$99,779	\$137,682	\$326,545
Systems Control Center											
General Purpose	231x	\$37,583	\$28,848	\$36,752	\$30,326	\$16,594	\$6,679	\$9,537	\$99,888	\$16,217	\$182,536
Pump Stations	232x	\$55,358	\$8,661	\$24,311	\$26,206	\$29,461	\$29,461	\$17,433	\$126,872	\$413,989	\$604,880
In System Devices (Dams, ISD's)	233x	\$0	\$0	\$0	\$0	\$0	\$0	\$0	\$0	\$46,436	\$46,436
Systems Control Center Total		\$92,941	\$37,509	\$61,063	\$56,532	\$46,055	\$36,140	\$26,970	\$226,760	\$476,642	\$833,852
Programs											
Programs	26xx	\$27,101	\$15,654	\$17,353	\$13,145	\$14,914	\$9,816	\$4,038	\$59,266	\$1,031,335	\$1,133,356
Programs Total		\$27,101	\$15,654	\$17,353	\$13,145	\$14,914	\$9,816	\$4,038	\$59,266	\$1,031,335	\$1,133,356
CSO Facilities											
Multiple CSO Facilities	270x	\$5,627	\$7,697	\$5,430	\$3,172	\$4,184	\$7,976	\$12,075	\$32,836	\$70,404	\$116,563
Hubbell Southfield	273x	\$425	\$104	\$228	\$2,971	\$2,521	\$3,102	\$10,813	\$19,634	\$34,561	\$54,725
Conner Creek	276x	\$2,227	\$361	\$0	\$0	\$0	\$0	\$0	\$0	\$0	\$2,588
Baby Creek	277x	\$2,186	\$4,400	\$4,120	\$3,190	\$3,190	\$2,194	\$0	\$12,693	\$745	\$20,025
CSO Facilities Total		\$10,465	\$12,562	\$9,778	\$9,333	\$9,895	\$13,272	\$22,888	\$65,163	\$105,710	\$193,901
Security											
General Purpose	341x	\$2,345	\$18	\$0	\$0	\$0	\$0	\$0	\$0	\$0	\$2,363
Security Total		\$2,345	\$18	\$0	\$0	\$0	\$0	\$0	\$0	\$0	\$2,363
Grand Total		\$311,046	\$146,760	\$188,024	\$187,814	\$165,084	\$134,659	\$113,026	\$788,604	\$2,427,176	\$3,673,588

CENTRALIZED SERVICES

Financial figures are in thousands of dollars (\$1,000's)

Class Level 2	Class Level 3	Category Number	Lifetime Actual Thru FY 2022	FY 2023	FY 2024	FY 2025	FY 2026	FY 2027	FY 2028	2024-2028 CIP Total	FY 2029 & Beyond	Project Total
Security	General Purpose	341x	\$7,603	\$18	\$0	\$0	\$0	\$0	\$0	\$0	\$0	\$7,622
General Purpose	General Purpose	371x	\$0	\$0	\$0	\$0	\$0	\$0	\$23	\$23	\$24,977	\$25,000
Programs	Programs	38xx	\$0	\$489	\$1,069	\$1,066	\$0	\$0	\$0	\$2,135	\$0	\$2,624

Please note that these project categories and projected budgets also appear in water and wastewater tables above.

2.2. PROJECT STATUS

A status is assigned to each project or program within the CIP. The project status designation provides a high-level understanding of the progress of the project or program. Projects are categorized by activity levels within the Work Breakdown Structure, and multiple activity levels are based on the contract type. As such, each activity level of a project will have its own status and contract number. Descriptions of each status are provided below. Projects that have been newly introduced into the CIP this year have been designated as “New to the CIP” based upon a checkmark within the Business

Project Status	Description
Active - Pre-Procurement - Construction	The RFB (and other supporting documents) are in development.
Active - Pre-Procurement - Design	The RFP (and other supporting documents) are in development.
Active - Procurement - Board Approved - Construction	The negotiated terms and conditions with the successful bidder have gone to the board and been approved but contract has not yet been execute.
Active - Procurement - Board Approved - Design	The negotiated terms and conditions with the successful bidder have gone to the board and been approved but contract has not yet been execute.
Active - Procurement - Construction	An RFB (and other required documentation) have been submitted to the Procurement group for solicitation of proposals.
Active - Procurement - Design	An RFP (and other required documentation) have been submitted to the Procurement group for solicitation of proposals.
Active - Procurement - Negotiation Phase - Construction	The lowest responsible bidder for contract labor services has been notified to begin negotiations.
Active - Procurement - Negotiation Phase - Design	The highest responsible scored bidder for professional services has been notified to begin negotiations.
Archived	Project that has been identified as Closed within the CIP the previous year.
Cancelled	Project that has been completely cancelled and removed from the CIP.
Closed	Project that has been officially completed.
Future Planned - Ten-Year CIP	Project Pushed out to years 6-10
Future Planned - Within 5 Year Plan	Project that was included in the previous CIP and does not have an assigned BS and A Project Number.
Pending Closeout	Project that has an assigned BS and A Project Number, a Notice to Start Work has been issued, has projected expenditures for the current fiscal year equal to \$100,000 or less - with no future projected expenditures and has reached substantial completion.
Project Execution - Construction	There is a fully executed contract for the active phase

Project Status	Description
Project Execution - Design	There is a fully executed contract for the active phase
Reclassified	Project that has been merged into the scope of work of an existing project.

Multiple CIP types are necessary to distinguish the differences in intent of how a CIP item is to be used. This CIP contains two primary CIP types: Projects and Programs. A typical project that has a specific scope and timeframe is considered a Project. Whereas Programs represent projects that address repetitive scope to address the replacement and/or rehabilitation of specific capital assets on an ongoing or reoccurring basis. Programs are typically constant and extend over many years.

Project Type	Description
Project	A “Project” consists of the replacement and/or rehabilitation of specific capital assets within a finite timeframe and scope.
Program	A “Program” consists of the replacement and/or rehabilitation of specific capital assets on an ongoing or reoccurring basis. The program scope and/or projected expenses may vary from year-to-year depending on the needs identified within the program and as newly established programs develop consistent schedules, requirements, and history over time. Although not typically identified in the CIP future years projected expenses, these programs will typically be funded in perpetuity.

Many projects have changed status since the last CIP update. These projects are shown in the following tables:

NEW PROJECTS ADDED TO THE CIP

CIPNumber	Title	Project_Status
112007	NEWTP-Header Galleries and Washwater Building Structural Repair	Future Planned - Within 5 Year Plan
113009	SW Flight and Chain Upgrades	Project Execution - Construction
170904*	Wholesale Water Meterpit Rehabilitation and Meter Upgrade - Phase II	Active - Procurement - Construction
222008	North Interceptor East Arm (NIEA) 7 Mile Road Diversion Structure	Future Planned - Within 5 Year Plan
260210*	Rehabilitation of GLWA Sewers; Ashland Relief, Linwood, Lonyo, Second Avenue, and Shiawassee	Future Planned - Within 5 Year Plan
260802*	2022 WRRF Roof Improvements Project	Project Execution - Design
260904*	WRRF 3rd Floor Renovation	Active - Procurement - Design
260905*	WRRF Plumbing Shop Renovation - 260905	Project Execution - Design
276002	Replacement of Make-up Air Unit No. 2 at Conner Creek CSO Facility	Project Execution - Construction

*Project from a program

PROJECTS PROGRESSED TO ACTIVE STATUS

CIPNumber	Title	2023 Status	2024 Status
122019	Jefferson Main Replacement Project	Future Planned - Within 5 Year Plan	Project Execution - Design
211009	WRRF Rehabilitation of the Circular Primary Clarifier Scum Removal System	Future Planned - Within 5 Year Plan	Project Execution - Design
260900	WRRF Facility Optimization Program	Future Planned - Within 5 Year Plan	Project Execution - Design
270001	Pilot CSO Netting Facility	Future Planned - Within 5 Year Plan	Active - Pre-Procurement - Design
270006	CSO Facilities Improvements II	Future Planned - Within 5 Year Plan	Active - Procurement - Design
273001	Hubbell Southfield CSO Facility Improvements	Future Planned - Within 5 Year Plan	Active - Procurement - Design

PROJECTS WITH CLOSED STATUS IN FY24-28

CIPNumber	Title	2023 Status	2024 Status
111007	Lake Huron Water Treatment Plant, Raw Sludge Clarifier and Raw Sludge Pumping System Improvements	Pending Closeout	Closed
211001	WRRF Rehabilitation of Primary Clarifiers Rectangular Tanks, Drain Lines, Electrical/Mechanical Building and Pipe Gallery	Project Execution - Construction	Closed
214001	WRRF Relocation of Industrial Waste Control Division and Analytical Laboratory Operations	Project Execution - Construction	Closed
216007	DTE Primary Electric 3rd Feed Supply to WRRF	Pending Closeout	Closed
260504	Phase 2 Outfalls- 19000796	Project Execution - Construction	Closed
260613	Baby Creek HVAC Improvements	Project Execution - Construction	Closed
260615	Puritan Fenkell & Leib Site Improvements	Project Execution - Construction	Closed
260621	Conner Creek Dike Improvements	Project Execution - Construction	Closed
341001	Security Infrastructure Improvements on Water Facilities	Pending Closeout	Closed
341002	Security Infrastructure Improvements for Wastewater Facilities	Pending Closeout	Closed

PROJECTS PENDING CLOSEOUT STATUS IN FY 24-28

CIPNumber	Title	2023 Status	2024 Status
170109	GLWA-CS-187: FK Eng: Raw Water Intake	Project Execution - Design	Pending Closeout
260603	Conner Creek CSO RTB Automation Improvements	Project Execution - Construction	Pending Closeout
260620	Baby Creek Roof Replacement	Project Execution - Construction	Pending Closeout

PROJECTS WITH CANCELLED STATUS IN FY 24-28

CIPNumber	Title	2023 Status	2024 Status
113008	SWP Reservoir Replacement	Future Planned - Ten-Year CIP	Cancelled

RECLASSIFIED PROJECTS

CIPNumber	New CIP Number	Title	2023 Status	2024 Status
260617	270006	St. Aubin Chemical Disinfection Improvements	Active - Procurement - Design	Reclassified
270005	270006	CSO Facility Safety Improvements and Building Rehabilitation	Future Planned - Within 5 Year Plan	Reclassified

2.3. LINEAR ASSETS

Many projects included in the CIP take place at GLWA facilities and on what GLWA considers to be vertical assets. However, GLWA manages many miles of water transmission mains and sewer interceptors. Projects on these linear assets are listed below. A spatial view and understanding of these project locations can be found in the CIP Viewer located within the WAMR and GDRSS Member Outreach Portals after the Board Approval and adoption of the annual CIP Plan.

CIPNumber	Title
116002	Pennsylvania and Springwells Raw Water Supply Tunnel Improvements
122003	Water Works Park to Northeast Transmission Main
122004	96-inch Water Transmission Main Relocation and Isolation Valve Installations
122005	Schoolcraft Road Water Transmission Main
122006	Wick Road Water Transmission Main
122007	Merriman Road Water Transmission Main Loop
122011	Park-Merriman Road Water Transmission Main
122013	14 Mile Transmission Main Loop
122016	Downriver Transmission Main Loop
122017	7 Mile/Nevada Transmission Main Rehab and Carrie/Nevada Flow Control Station
122018	Garland, Hurlbut, Bewick Water Transmission System Rehabilitation
122019	Jefferson Main Replacement Project
170109	GLWA-CS-187: FK Eng: Raw Water Intake

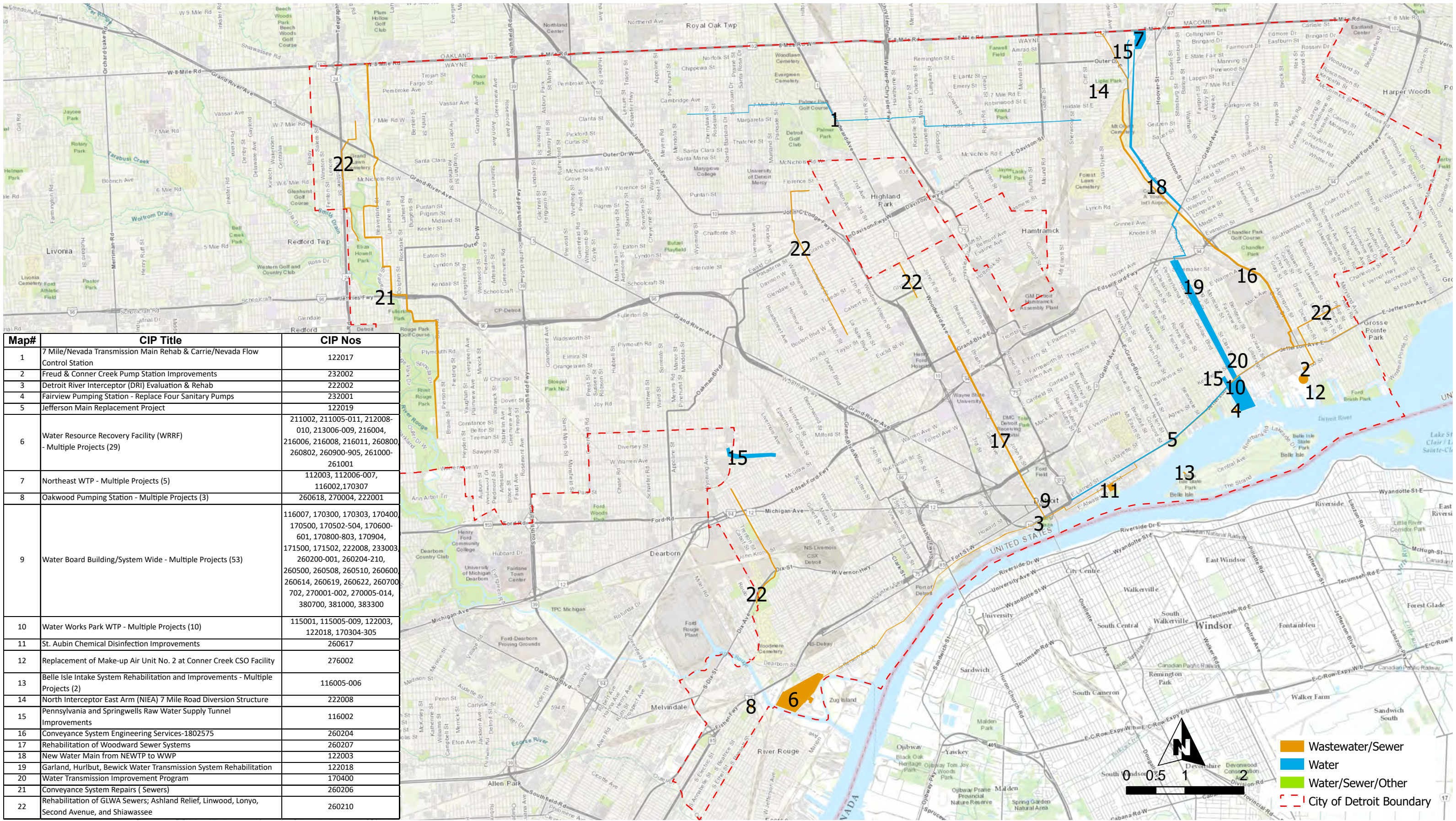
CIPNumber	Title
170400	Water Transmission Improvement Program
170500	Transmission System Valve Rehabilitation and Replacement Program
170502	Transmission System Valve Rehabilitation and Replacement Program
170503	Transmission System Valve Replacement
170504	Transmission Mains Valves and Urgent
170600	Linear System Integrity Program
170601	Linear System Integrity Program
170900	Suburban Water Meter Pit Rehabilitation and Meter Replacement
170901	Suburban Water Meter Pit Rehabilitation and Meter Replacement
170902	Brownstown Meter Pit
170904	Wholesale Water Meterpit Rehabilitation and Meter Upgrade - Phase II
222001	Oakwood District Intercommunity Relief Sewer Modification at Oakwood District
222002	Detroit River Interceptor (DRI) Evaluation and Rehabilitation
222008	North Interceptor East Arm (NIEA) 7 Mile Road Diversion Structure
233003	Rouge River In-system Storage Devices
260200	Sewer and Interceptor Rehabilitation Program
260201	CON-149, Emergency Sewer Repair
260204	Conveyance System Engineering Services-1802575
260205	NWI Rehabilitation
260206	Conveyance System Repairs (Sewers)
260207	Rehabilitation of Woodward Sewer Systems
260209	Sewer Rehabilitation and Repair
260210	Rehabilitation of GLWA Sewers; Ashland Relief, Linwood, Lonyo, Second Avenue, and Shiawassee
260510	Conveyance System Repairs (Outfalls)
260700	Sewer System Infrastructure Improvements and Pumping Stations
260701	Conveyance System Infrastructure Improvements
380700	As-Needed Geotechnical and Related Engineering Services

2.4. PROJECTS BY JURISDICTION

The following projects listed are under the jurisdiction of the physical location of the project. Projects that are planned for multiple facilities within multiple jurisdictions are identified as “Multiple Counties”. A spatial view and understanding of these project locations, will be able to be found in the CIP Viewer located within the WAMR and GDRSS Member Outreach Portals after the Board Approval and adoption of the yearly CIP Plan.

Jurisdiction	CIPNumber							
City of Detroit	112003	112006	112007	115001	115005	115006	115007	115009
	116002	116005	116006	122003	122017	122018	122019	170304
	170305	170307	170803	211001	211002	211005	211006	211007
	211008	211009	211010	211011	212008	212009	212010	213006
	213007	213008	213009	214001	216004	216006	216007	216008
	216011	222002	222008	232001	232002	232004	260205	260206
	260207	260508	260510	260603	260615	260617	260618	260621
	260802	260900	260901	260902	260903	260904	260905	261000
	261001	270001	270002	270004	270008	270010	270011	270013
	270014	276002						
Lapeer County	132007	132021						
Multiple Counties	116007	122004	170109	170300	170303	170400	170500	170502
	170503	170504	170600	170601	170800	170801	170802	170900
	170901	170904	171500	171502	222001	260200	260201	260204
	260209	260500	260504	260600	260614	260619	260622	260700
	260701	260702	260800	270003	270007	270009	270012	277001
	341001	341002	380700	381000	383300			
Oakland County	122013	132010	132014	132016	132020	273001		
Saint Clair County	111001	111006	111007	111008	111009	111010	111011	111012

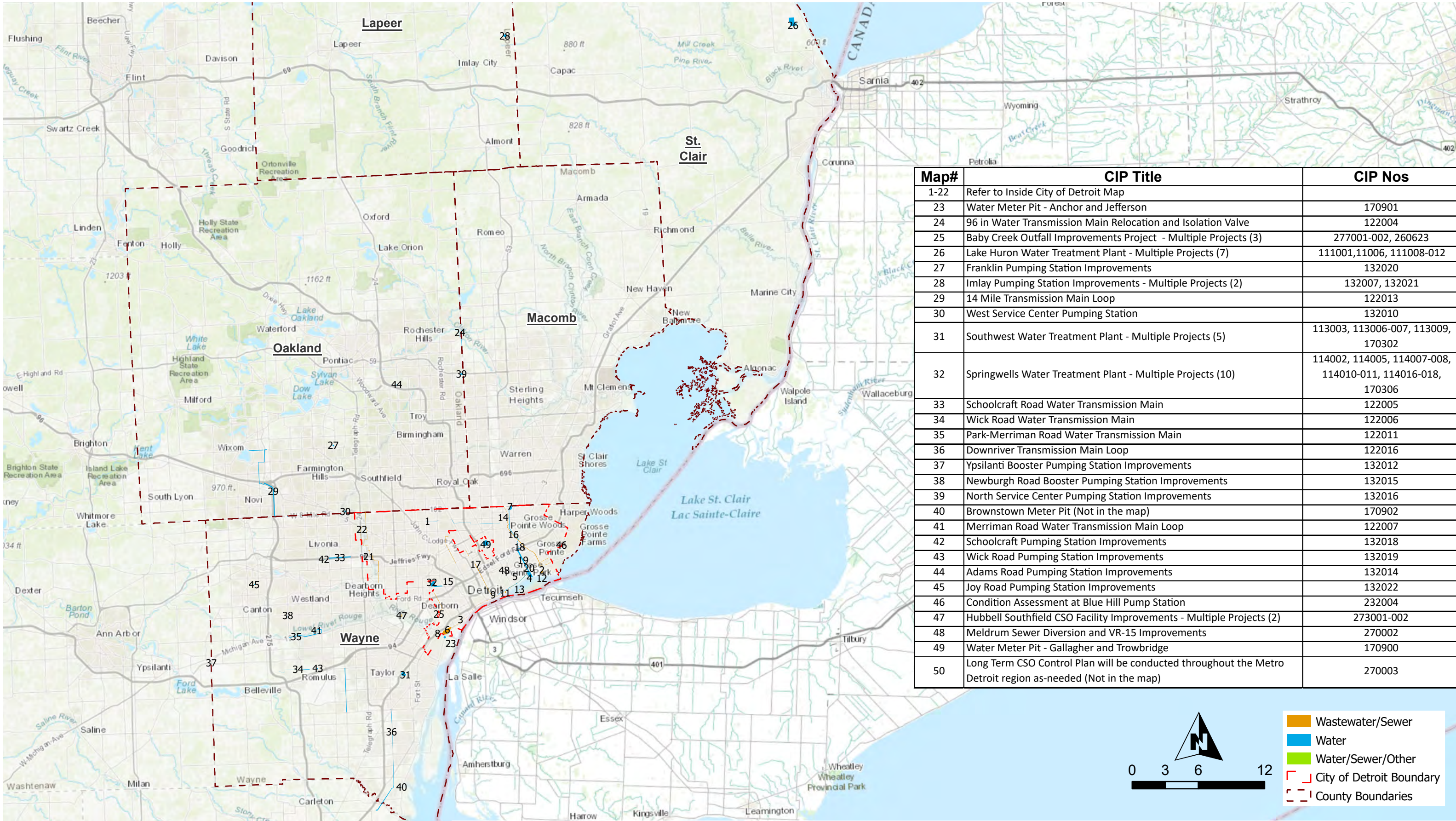
Wayne County - Outside Detroit							
113003	113006	113007	113008	113009	114002	114005	114007
114008	114010	114011	114016	114017	114018	122005	122006
122007	122011	122016	132012	132015	132018	132019	132022
170302	170306	170902	233003	260210	260613	260620	260623
270005	270006	273002	277002				



Map#	CIP Title	CIP Nos
1	7 Mile/Nevada Transmission Main Rehab & Carrie/Nevada Flow Control Station	122017
2	Freud & Conner Creek Pump Station Improvements	232002
3	Detroit River Interceptor (DRI) Evaluation & Rehab	222002
4	Fairview Pumping Station - Replace Four Sanitary Pumps	232001
5	Jefferson Main Replacement Project	122019
6	Water Resource Recovery Facility (WRRF) - Multiple Projects (29)	211002, 211005-011, 212008-010, 213006-009, 216004, 216006, 216008, 216011, 260800, 260802, 260900-905, 261000-261001
7	Northeast WTP - Multiple Projects (5)	112003, 112006-007, 116002, 170307
8	Oakwood Pumping Station - Multiple Projects (3)	260618, 270004, 222001
9	Water Board Building/System Wide - Multiple Projects (53)	116007, 170300, 170303, 170400, 170500, 170502-504, 170600-601, 170800-803, 170904, 171500, 171502, 222008, 233003, 260200-001, 260204-210, 260500, 260508, 260510, 260600, 260614, 260619, 260622, 260700, 260702, 270001-002, 270005-014, 380700, 381000, 383300
10	Water Works Park WTP - Multiple Projects (10)	115001, 115005-009, 122003, 122018, 170304-305
11	St. Aubin Chemical Disinfection Improvements	260617
12	Replacement of Make-up Air Unit No. 2 at Conner Creek CSO Facility	276002
13	Belle Isle Intake System Rehabilitation and Improvements - Multiple Projects (2)	116005-006
14	North Interceptor East Arm (NIEA) 7 Mile Road Diversion Structure	222008
15	Pennsylvania and Springwells Raw Water Supply Tunnel Improvements	116002
16	Conveyance System Engineering Services-1802575	260204
17	Rehabilitation of Woodward Sewer Systems	260207
18	New Water Main from NEWTP to WWP	122003
19	Garland, Hurlbut, Bewick Water Transmission System Rehabilitation	122018
20	Water Transmission Improvement Program	170400
21	Conveyance System Repairs (Sewers)	260206
22	Rehabilitation of GLWA Sewers; Ashland Relief, Linwood, Lonyo, Second Avenue, and Shiawassee	260210

CURRENT GLWA FY 2024-2028 CIP PROJECTS - INSIDE CITY OF DETROIT

Notes: Projects depicted on this map are based on the best available data at this time. They may not be completely accurate including spatial representations, leased statuses or attribute values. The user accepts responsibility for accuracy of any referenced information, spatial or otherwise.



Map#	CIP Title	CIP Nos
1-22	Refer to Inside City of Detroit Map	
23	Water Meter Pit - Anchor and Jefferson	170901
24	96 in Water Transmission Main Relocation and Isolation Valve	122004
25	Baby Creek Outfall Improvements Project - Multiple Projects (3)	277001-002, 260623
26	Lake Huron Water Treatment Plant - Multiple Projects (7)	111001,11006, 111008-012
27	Franklin Pumping Station Improvements	132020
28	Imlay Pumping Station Improvements - Multiple Projects (2)	132007, 132021
29	14 Mile Transmission Main Loop	122013
30	West Service Center Pumping Station	132010
31	Southwest Water Treatment Plant - Multiple Projects (5)	113003, 113006-007, 113009, 170302
32	Springwells Water Treatment Plant - Multiple Projects (10)	114002, 114005, 114007-008, 114010-011, 114016-018, 170306
33	Schoolcraft Road Water Transmission Main	122005
34	Wick Road Water Transmission Main	122006
35	Park-Merriman Road Water Transmission Main	122011
36	Downriver Transmission Main Loop	122016
37	Ypsilanti Booster Pumping Station Improvements	132012
38	Newburgh Road Booster Pumping Station Improvements	132015
39	North Service Center Pumping Station Improvements	132016
40	Brownstown Meter Pit (Not in the map)	170902
41	Merriman Road Water Transmission Main Loop	122007
42	Schoolcraft Pumping Station Improvements	132018
43	Wick Road Pumping Station Improvements	132019
44	Adams Road Pumping Station Improvements	132014
45	Joy Road Pumping Station Improvements	132022
46	Condition Assessment at Blue Hill Pump Station	232004
47	Hubbell Southfield CSO Facility Improvements - Multiple Projects (2)	273001-002
48	Meldrum Sewer Diversion and VR-15 Improvements	270002
49	Water Meter Pit - Gallagher and Trowbridge	170900
50	Long Term CSO Control Plan will be conducted throughout the Metro Detroit region as-needed (Not in the map)	270003



CURRENT GLWA FY 2024-2028 CIP PROJECTS - INSIDE CITY OF DETROIT

Notes: Projects depicted on this map are based on the best available data at this time. They may not be completely accurate including spatial representations, leased statuses or attribute values. The user accepts responsibility for accuracy of any referenced information, spatial or otherwise.

2.5. SPECIALTY PROJECTS

PROJECTS WITH THE POTENTIAL TO BE INNOVATIVE

One of GLWA's main organizational guiding pillars is to provide high quality through innovation. To ensure CIP projects are being considered for new and innovative technologies, during the project review process, projects that may be considered for innovative technologies, practices, or procedures were identified by the GLWA Energy, Research & Innovation Group. The following projects will be further evaluated for innovative opportunities during the scope development process:

CIPNumber	Title
111001	Lake Huron Water Treatment Plant, Low-Lift, High Lift and Filter Backwash Pumping System Improvements
111006	Lake Huron Water Treatment Plant, Filter Instrumentation and Raw Water Flow Metering Improvements
111011	Lake Huron WTP Pilot Plant
111012	LHWTP-Flocculation Improvements
113003	Southwest Water Treatment Plant, Low- and High-Lift Pumping Station, Flocculation and Filtration System Improvements
113007	Southwest Water Treatment Plant Architectural and Building Mechanical Improvements
122018	Garland, Hurlbut, Bewick Water Transmission System Rehabilitation
132007	Energy Management: Freeze Protection Pump Installation at Imlay Pump Station
132021	Imlay Pumping Station Improvements
132022	Joy Road Pumping Station Improvements
170600	Linear System Integrity Program
211006	WRRF PS No. 1 Improvements
211007	WRRF PS #2 Bar Racks Replacements and Grit Collection System Improvements
211008	WRRF Rehabilitation of Ferric Chloride Feed System in PS-1 and Complex B Sludge Lines
211009	WRRF Rehabilitation of the Circular Primary Clarifier Scum Removal System
211011	WRRF PS1 Screening and Grit Improvements
212008	WRRF Aeration Improvements 1 and 2
212009	WRRF Aeration Improvements 3 and 4
212010	WRRF Conversion of Disinfection of all Flow to Sodium Hypochlorite and Sodium Bisulfite
213008	WRRF Rehabilitation of the Ash Handling Systems
216004	Rehabilitation of Various Sampling Sites and PS#2 Ferric Chloride System at WRRF
216006	Assessment and Rehabilitation of WRRF yard piping and underground utilities
216008	Rehabilitation of Screened Final Effluent (SFE) Pump Station
260603	Conner Creek CSO RTB Automation Improvements
260620	Baby Creek Roof Replacement
260902	WRRF 4th Floor Renovation
270014	Conversion to Complete Capture Basin at Puritan Fenkell and Seven Mile CSO Facilities

WATER MASTER PLAN RIGHT-SIZING PROJECTS

Based upon the completion and acceptance of the 2015 Comprehensive Water Master Plan, many water projects are being considered with reduced capital investment to reduce the rated capacity to master plan identified levels based upon current population and water usage. The following projects have capital expenditure avoidance based upon water master planning efforts to right-size the system for current needs:

CIPNumber	Title
111001	Lake Huron Water Treatment Plant, Low-Lift, High Lift and Filter Backwash Pumping System Improvements
111010	Filtration Improvements
111011	Lake Huron WTP Pilot Plant
112003	Northeast Water Treatment Plant High-Lift Pumping Station Improvements
113003	Southwest Water Treatment Plant, Low- and High-Lift Pumping Station, Flocculation and Filtration System Improvements
114002	Springwells Water Treatment Plant, Low-Lift and High-Lift Pumping Station Improvements
115001	Water Works Park Water Treatment Plant Yard Piping, Valves and Venturi Meters Replacement
115007	Water Works Park High Lift Pumping Station Modernization
122003	Water Works Park to Northeast Transmission Main
122007	Merriman Road Water Transmission Main Loop
122017	7 Mile/Nevada Transmission Main Rehab and Carrie/Nevada Flow Control Station
132007	Energy Management: Freeze Protection Pump Installation at Imlay Pump Station
132019	Wick Road Pumping Station Improvements
132021	Imlay Pumping Station Improvements

WASTEWATER MASTER PLAN PROJECTS

GLWA has recently completed the first Wastewater Master Plan. The following projects have come about due to recommendations in this Master Plan:

CIPNumber	Title
213009	WRRF Biosolids Processing Improvements
216008	Rehabilitation of Screened Final Effluent (SFE) Pump Station
222001	Oakwood District Intercommunity Relief Sewer Modification at Oakwood District
222008	North Interceptor East Arm (NIEA) 7 Mile Road Diversion Structure
232004	CONDITION ASSESSMENT AT BLUE HILL PUMP STATION
233003	Rouge River In-system Storage Devices
260904	WRRF 3rd Floor Renovation
270001	Pilot CSO Netting Facility
270002	Meldrum Sewer Diversion and VR-15 Improvements
270004	Oakwood and Leib CSO Facilities Improvement Project

NORTHEAST WATER TREATMENT PLANT REPURPOSING RELATED PROJECTS

The 2015 Comprehensive Water Master Plan has identified reducing the number of water treatment facilities in full operation at GLWA. Initially, for long-term capital expenditure avoidance, the plan has identified the repurposing of the Northeast Water Treatment Plant. Several capital projects are necessary to repurpose this facility into a reservoir and pump station to achieve the savings identified in the master plan. The following projects are associated with the repurposing of the Northeast Water Treatment Plant:

CIPNumber	Title
112003	Northeast Water Treatment Plant High-Lift Pumping Station Improvements
112007	NEWTP-Header Galleries and Washwater Building Structural Repair
114002	Springwells Water Treatment Plant, Low-Lift and High-Lift Pumping Station Improvements
115001	Water Works Park Water Treatment Plant Yard Piping, Valves and Venturi Meters Replacement
115007	Water Works Park High Lift Pumping Station Modernization
122003	Water Works Park to Northeast Transmission Main
122018	Garland, Hurlbut, Bewick Water Transmission System Rehabilitation

REDUNDANCY PROJECTS

Projects which will increase the redundancy of GLWA infrastructure are listed below:

CIPNumber	Title
111001	Lake Huron Water Treatment Plant, Low-Lift, High Lift and Filter Backwash Pumping System Improvements
111006	Lake Huron Water Treatment Plant, Filter Instrumentation and Raw Water Flow Metering Improvements
111009	Lake Huron Water Treatment Plant - High Lift Pumping, Water Production Flow Metering and Yard Piping Improvements
111010	Filtration Improvements
112003	Northeast Water Treatment Plant High-Lift Pumping Station Improvements
114002	Springwells Water Treatment Plant, Low-Lift and High-Lift Pumping Station Improvements
114008	Springwells Water Treatment Plant 1930 Sedimentation Basin Sluice Gates, Guides & Hoists Improvements
114010	Springwells Water Treatment Plant, Yard Piping and High-Lift Header Improvements
114016	Springwells Water Treatment Plant 1958 Settled Water Conduits and Loading Dock Concrete Pavement Replacement
114017	Springwells Water Treatment Plant Flocculator Drive Replacements
115001	Water Works Park Water Treatment Plant Yard Piping, Valves and Venturi Meters Replacement
116002	Pennsylvania and Springwells Raw Water Supply Tunnel Improvements
122003	Water Works Park to Northeast Transmission Main

CIPNumber	Title
122004	96-inch Water Transmission Main Relocation and Isolation Valve Installations
122005	Schoolcraft Road Water Transmission Main
122006	Wick Road Water Transmission Main
122007	Merriman Road Water Transmission Main Loop
122011	Park-Merriman Road Water Transmission Main
122013	14 Mile Transmission Main Loop
122016	Downriver Transmission Main Loop
122017	7 Mile/Nevada Transmission Main Rehab and Carrie/Nevada Flow Control Station
122018	Garland, Hurlbut, Bewick Water Transmission System Rehabilitation
132007	Energy Management: Freeze Protection Pump Installation at Imlay Pump Station
132010	West Service Center Pumping Station - Reservoir, Reservoir Pumping, and Division Valve Upgrades
132012	Ypsilanti Booster Pumping Station Improvements
132015	Newburgh Road Booster Pumping Station Improvements
132016	North Service Center Pumping Station Improvements
132018	Schoolcraft Pumping Station Improvements
132019	Wick Road Pumping Station Improvements
132021	Imlay Pumping Station Improvements
132022	Joy Road Pumping Station Improvements
170400	Water Transmission Improvement Program
170500	Transmission System Valve Rehabilitation and Replacement Program
170800	System-Wide Finished Water Reservoir Inspection, Design and Rehabilitation
170801	Reservoir Inspection, Design and Construction Project at Imlay Station, Lake Huron Water Treatment Plant, Springwells Water Treatment Plant, And Southwest Water Treatment Plant
170802	Reservoir Inspection, Design, and Construction Management Services Phase II
170803	Reservoir Inspection, Design, and Construction Management Services Phase III
211002	WRRF PS No. 2 Pumping Improvements - Phase 1
211005	WRRF PS No. 2 Improvements Phase II
211006	WRRF PS No. 1 Improvements
211007	WRRF PS #2 Bar Racks Replacements and Grit Collection System Improvements
211008	WRRF Rehabilitation of Ferric Chloride Feed System in PS-1 and Complex B Sludge Lines
211009	WRRF Rehabilitation of the Circular Primary Clarifier Scum Removal System
211010	Rehabilitation of Sludge Processing Complexes A and B
211011	WRRF PS1 Screening and Grit Improvements
212008	WRRF Aeration Improvements 1 and 2
212009	WRRF Aeration Improvements 3 and 4
213006	WRRF Improvements to Sludge Feed Pumps at Dewatering Facilities
213007	WRRF Modification to Incinerator Sludge Feed Systems at Complex -II
213008	WRRF Rehabilitation of the Ash Handling Systems

CIPNumber	Title
216004	Rehabilitation of Various Sampling Sites and PS#2 Ferric Chloride System at WRRF
216006	Assessment and Rehabilitation of WRRF yard piping and underground utilities
222001	Oakwood District Intercommunity Relief Sewer Modification at Oakwood District
222002	Detroit River Interceptor (DRI) Evaluation and Rehabilitation
222008	North Interceptor East Arm (NIEA) 7 Mile Road Diversion Structure
232001	Fairview Pumping Station - Replace Four Sanitary Pumps
232002	Freud & Conner Creek Pump Station Improvements
232004	CONDITION ASSESSMENT AT BLUE HILL PUMP STATION
260200	Sewer and Interceptor Rehabilitation Program
260500	CSO Outfall Rehabilitation
260510	Conveyance System Repairs (Outfalls)
260600	CSO FACILITIES IMPROVEMENT PROGRAM
260619	Control System Upgrade - St Aubin, Lieb & Mile
260623	CSO Baby Creek Screen Rehabilitation
260800	WRRF ROOF REPLACEMENT FOR MULTIPLE FACILITIES PROGRAM
261000	WRRF Rehabilitation of the Secondary Clarifiers
261001	WRRF Rehabilitation of the Secondary Clarifiers Phase 1
270002	Meldrum Sewer Diversion and VR-15 Improvements
270010	HVAC Improvements at Puritan Fenkell and Seven Mile CSO Facilities
273002	CSO Hubbell Southfield VR-8 Gate Improvements
277002	Baby Creek CSO Facility Influent Flushing System
381000	Power Quality: Electric Metering Improvement Program

2.6. PROJECT BY TYPE

The following are CIP projects further broken down by category type, divided between Water Treatment, Transmission/Storage, and Pump Station. Furthermore, wastewater CIP projects are also broken down by category types - Treatment, Conveyance, CSO, and Pump Station.

WATER: PUMP STATIONS

CIPNumber	Title
132007	Energy Management: Freeze Protection Pump Installation at Imlay Pump Station
132010	West Service Center Pumping Station - Reservoir, Reservoir Pumping, and Division Valve Upgrades
132012	Ypsilanti Booster Pumping Station Improvements
132014	Adams Road Pumping Station Improvements
132015	Newburgh Road Booster Pumping Station Improvements
132016	North Service Center Pumping Station Improvements
132018	Schoolcraft Pumping Station Improvements
132019	Wick Road Pumping Station Improvements
132020	Franklin Pumping Station Improvements
132021	Imlay Pumping Station Improvements
132022	Joy Road Pumping Station Improvements

WATER: TRANSMISSION AND STORAGE

CIPNumber	Title
116002	Pennsylvania and Springwells Raw Water Supply Tunnel Improvements
122003	Water Works Park to Northeast Transmission Main
122004	96-inch Water Transmission Main Relocation and Isolation Valve Installations
122005	Schoolcraft Road Water Transmission Main
122006	Wick Road Water Transmission Main
122007	Merriman Road Water Transmission Main Loop
122011	Park-Merriman Road Water Transmission Main
122013	14 Mile Transmission Main Loop
122016	Downriver Transmission Main Loop
122017	7 Mile/Nevada Transmission Main Rehab and Carrie/Nevada Flow Control Station
122018	Garland, Hurlbut, Bewick Water Transmission System Rehabilitation
122019	Jefferson Main Replacement Project
170109	GLWA-CS-187: FK Eng: Raw Water Intake
170400	Water Transmission Improvement Program
170500	Transmission System Valve Rehabilitation and Replacement Program
170502	Transmission System Valve Rehabilitation and Replacement Program
170503	Transmission System Valve Replacement
170504	Transmission Mains Valves and Urgent
170600	Linear System Integrity Program
170601	Linear System Integrity Program
170800	System-Wide Finished Water Reservoir Inspection, Design and Rehabilitation
170801	Reservoir Inspection, Design and Construction Project at Imlay Station, Lake Huron Water Treatment Plant, Springwells Water Treatment Plant, And Southwest Water Treatment Plant
170802	Reservoir Inspection, Design, and Construction Management Services Phase II
170803	Reservoir Inspection, Design, and Construction Management Services Phase III
170900	Suburban Water Meter Pit Rehabilitation and Meter Replacement
170901	Suburban Water Meter Pit Rehabilitation and Meter Replacement
170902	Brownstown Meter Pit
170904	Wholesale Water Meterpit Rehabilitation and Meter Upgrade - Phase II
380700	As-Needed Geotechnical and Related Engineering Services

WATER: TREATMENT

CIPNumber	Title
111001	Lake Huron Water Treatment Plant, Low-Lift, High Lift and Filter Backwash Pumping System Improvements
111006	Lake Huron Water Treatment Plant, Filter Instrumentation and Raw Water Flow Metering Improvements
111008	Lake Huron Water Treatment Plant, Architectural Programming for Laboratory and Admin Building Improvements
111009	Lake Huron Water Treatment Plant - High Lift Pumping, Water Production Flow Metering and Yard Piping Improvements
111010	Filtration Improvements
111011	Lake Huron WTP Pilot Plant
111012	LHWTP-Flocculation Improvements
112003	Northeast Water Treatment Plant High-Lift Pumping Station Improvements
112006	Northeast Water Treatment Plant Flocculator Replacements
112007	NEWTP-Header Galleries and Washwater Building Structural Repair
113003	Southwest Water Treatment Plant, Low- and High-Lift Pumping Station, Flocculation and Filtration System Improvements
113006	Southwest Water Treatment Plant Chlorine Scrubber, Raw Water Screens & Related Improvements
113007	Southwest Water Treatment Plant Architectural and Building Mechanical Improvements
113009	SW Flight and Chain Upgrades
114002	Springwells Water Treatment Plant, Low-Lift and High-Lift Pumping Station Improvements
114005	Springwells Water Treatment Plant, Administration Building Improvements & Underground Fire Protection Loop
114007	Springwells Water Treatment Plant Powdered Activated Carbon System Improvements
114008	Springwells Water Treatment Plant 1930 Sedimentation Basin Sluice Gates, Guides & Hoists Improvements
114010	Springwells Water Treatment Plant, Yard Piping and High-Lift Header Improvements
114011	Springwells Water Treatment Plant Steam, Condensate Return, and Compressed Air Piping Improvements
114016	Springwells Water Treatment Plant 1958 Settled Water Conduits and Loading Dock Concrete Pavement Replacement
114017	Springwells Water Treatment Plant Flocculator Drive Replacements
114018	Springwells Water Treatment Plant - Service Building Electrical Substation and Miscellaneous Improvements
115001	Water Works Park Water Treatment Plant Yard Piping, Valves and Venturi Meters Replacement
115005	WWP WTP Building Ventilation Improvements
115006	Water Works Park Site/Civil Improvements

CIPNumber	Title
115007	Water Works Park High Lift Pumping Station Modernization
115009	Water Works Park Sedimentation Basins Structural Upgrades
116005	Belle Isle Seawall Rehabilitation
116006	Belle Isle Intake System Rehabilitation and Improvements
116007	System Electrical Power Improvements
170300	Water Treatment Plant Automation Program
170302	SW SCADA System Upgrade
170303	Power Monitoring Installation for Water Treatment Plants
170304	WWP Scada Infrastructure Upgrade
170305	WWP SCADA Network Upgrade
170306	SPW SCADA PLC Network Upgrade
170307	NE SCADA Network Upgrade
171500	Roof Replacement at WWP, SP, LH, NE, SW, NSC, Orion, Franklin, and Conner Creek Facilities
171502	Lake Huron and Southwest Roof Replacement
381000	Power Quality: Electric Metering Improvement Program
383300	Masonry Replacement and Rehabilitation Program

WASTEWATER: TREATMENT

CIPNumber	Title
211002	WRRF PS No. 2 Pumping Improvements - Phase 1
211005	WRRF PS No. 2 Improvements Phase II
211006	WRRF PS No. 1 Improvements
211007	WRRF PS #2 Bar Racks Replacements and Grit Collection System Improvements
211008	WRRF Rehabilitation of Ferric Chloride Feed System in PS-1 and Complex B Sludge Lines
211009	WRRF Rehabilitation of the Circular Primary Clarifier Scum Removal System
211010	Rehabilitation of Sludge Processing Complexes A and B
211011	WRRF PS1 Screening and Grit Improvements
212008	WRRF Aeration Improvements 1 and 2
212009	WRRF Aeration Improvements 3 and 4
212010	WRRF Conversion of Disinfection of all Flow to Sodium Hypochlorite and Sodium Bisulfite
213006	WRRF Improvements to Sludge Feed Pumps at Dewatering Facilities
213007	WRRF Modification to Incinerator Sludge Feed Systems at Complex -II
213008	WRRF Rehabilitation of the Ash Handling Systems
213009	WRRF Biosolids Processing Improvements
216004	Rehabilitation of Various Sampling Sites and PS#2 Ferric Chloride System at WRRF
216006	Assessment and Rehabilitation of WRRF yard piping and underground utilities
216008	Rehabilitation of Screened Final Effluent (SFE) Pump Station

CIPNumber	Title
216011	WRRF Structural Improvements
260800	WRRF ROOF REPLACEMENT FOR MULTIPLE FACILITIES PROGRAM
260802	2022 WRRF Roof Improvements Project
260900	WRRF Facility Optimization Program
260901	Rehabilitation of HAZMAT Facility at WRRF
260902	WRRF 4th Floor Renovation
260903	WRRF Front Entrance Rehabilitation
260904	WRRF 3rd Floor Renovation
260905	WRRF Plumbing Shop Renovation - 260905
261000	WRRF Rehabilitation of the Secondary Clarifiers
261001	WRRF Rehabilitation of the Secondary Clarifiers Phase 1

WASTEWATER: PUMP STATIONS

CIPNumber	Title
232001	Fairview Pumping Station - Replace Four Sanitary Pumps
232002	Freud & Conner Creek Pump Station Improvements
232004	CONDITION ASSESSMENT AT BLUE HILL PUMP STATION
260702	Pump Station Assets Updates

WASTEWATER: CONVEYANCE

CIPNumber	Title
222001	Oakwood District Intercommunity Relief Sewer Modification at Oakwood District
222002	Detroit River Interceptor (DRI) Evaluation and Rehabilitation
222008	North Interceptor East Arm (NIEA) 7 Mile Road Diversion Structure
233003	Rouge River In-system Storage Devices
260200	Sewer and Interceptor Rehabilitation Program
260201	CON-149, Emergency Sewer Repair
260204	Conveyance System Engineering Services-1802575
260205	NWI Rehabilitation
260206	Conveyance System Repairs (Sewers)
260207	Rehabilitation of Woodward Sewer Systems
260209	Sewer Rehabilitation and Repair
260210	Rehabilitation of GLWA Sewers; Ashland Relief, Linwood, Lonyo, Second Avenue, and Shiawassee
260510	Conveyance System Repairs (Outfalls)
260700	Sewer System Infrastructure Improvements and Pumping Stations
260701	Conveyance System Infrastructure Improvements

WASTEWATER: CSO

CIPNumber	Title
260500	CSO Outfall Rehabilitation
260508	B-39 Outfall Rehabilitation
260600	CSO FACILITIES IMPROVEMENT PROGRAM
260603	Conner Creek CSO RTB Automation Improvements
260614	Structural Inspection & Structural Improvements
260618	Oakwood HVAC Project
260619	Control System Upgrade - St Aubin, Lieb & Mile
260620	Baby Creek Roof Replacement
260622	CSO Emergency Generator Improvements
260623	CSO Baby Creek Screen Rehabilitation
270001	Pilot CSO Netting Facility
270002	Meldrum Sewer Diversion and VR-15 Improvements
270003	Long Term CSO Control Plan
270004	Oakwood and Leib CSO Facilities Improvement Project
270006	CSO Facilities Improvements II
270007	Disinfection System Improvements at Baby Creek, Belle Isle, Conner Creek, and Puritan Fenkell CSO Facilities
270008	Flushing System Improvements at Conner Creek and St. Aubin CSO Facilities
270009	Site Improvements at St. Aubin, Belle Isle, and Baby Creek CSO Facilities
270010	HVAC Improvements at Puritan Fenkell and Seven Mile CSO Facilities
270011	HVAC Improvements at Conner Creek and Belle Isle CSO Facilities
270012	Control System Upgrades at Conner Creek, Oakwood, and Puritan Fenkell CSO Facilities
270013	Facility Improvements at Puritan Fenkell and Seven Mile CSO Facilities
270014	Conversion to Complete Capture Basin at Puritan Fenkell and Seven Mile CSO Facilities
273001	Hubbell Southfield CSO Facility Improvements
273002	CSO Hubbell Southfield VR-8 Gate Improvements
276002	Replacement of Make-up Air Unit No. 2 at Conner Creek CSO Facility
277001	Baby Creek Outfall Improvements Project
277002	Baby Creek CSO Facility Influent Flushing System

**2.7. PROJECT SCORING
CRITERIA SCORING AND
WEIGHTING**

Water and wastewater projects continue to be scored based on the eight criteria shown in the table 1 of section 2.7. For each project, a criteria score of 1 to 5 has been assigned, with a score of 1 representing minimal value or benefit, and 5 representing high value or benefit based on established definitions and scoring guidelines for each criteria.

No.	Weight	Criteria
1	12%	Condition
2	15%	Performance (Service Level/Reliability)
3	18%	Regulatory (Environmental/Legal)
4	11%	O&M
5	18%	Health and Safety
6	8%	Public Benefit
7	10%	Financial
8	8%	Efficiency and Innovation

Weights for the eight criteria in Table 1 have been established based on GLWA ranking of the relative importance of each criteria to GLWA’s overall priorities. Two of the criteria weightings were revised last year to better reflect GLWA’s overall priorities. The Health and Safety weighting was increased from 17% to 18% and the Efficiency & Innovation weighting was decreased from 9% to 8% to maintain a balanced total.

**PROJECT SCORING AND
PRIORITIZATION**

The criteria scores and weighting are used to establish scores for each project by

considering the following factors: 1) the single highest purpose and benefit of each project; and 2) the overall benefit of each project as follows:

1. The single highest purpose and benefit of each project represents the single criteria that provides the greatest relative benefit to GLWA. For example, a score of 5 for either Health and Safety or Regulatory criteria represents the greatest purpose and benefit to GLWA based on the established criteria weighting. This consideration has been reflected through the revised project scoring methodology and functions as the primary driver of the overall project score.
2. The overall benefit of each project accounts for all the benefits provided by the project and is represented by the sum of all the criteria scores for the project.

The calculation of project scores can be represented by the following equation, where factor 1 above contributes up to 70 out of 100 total points, and factor 2 contributes up to 30 of the total 100 points:

Total Project Score =
Factor 1 (70/100)+ Factor 2 (30/100)

New projects and projects with significant changes were scored or re-scored by the Project Manager and the Review Committee. The Review Committee scores represent the final project score. Projects already existing in the CIP were evaluated using criteria scores applied in the previous CIP cycle. The pages that follow provide the new project scores from the Risk Committee along with those from the Project Manager for reference.

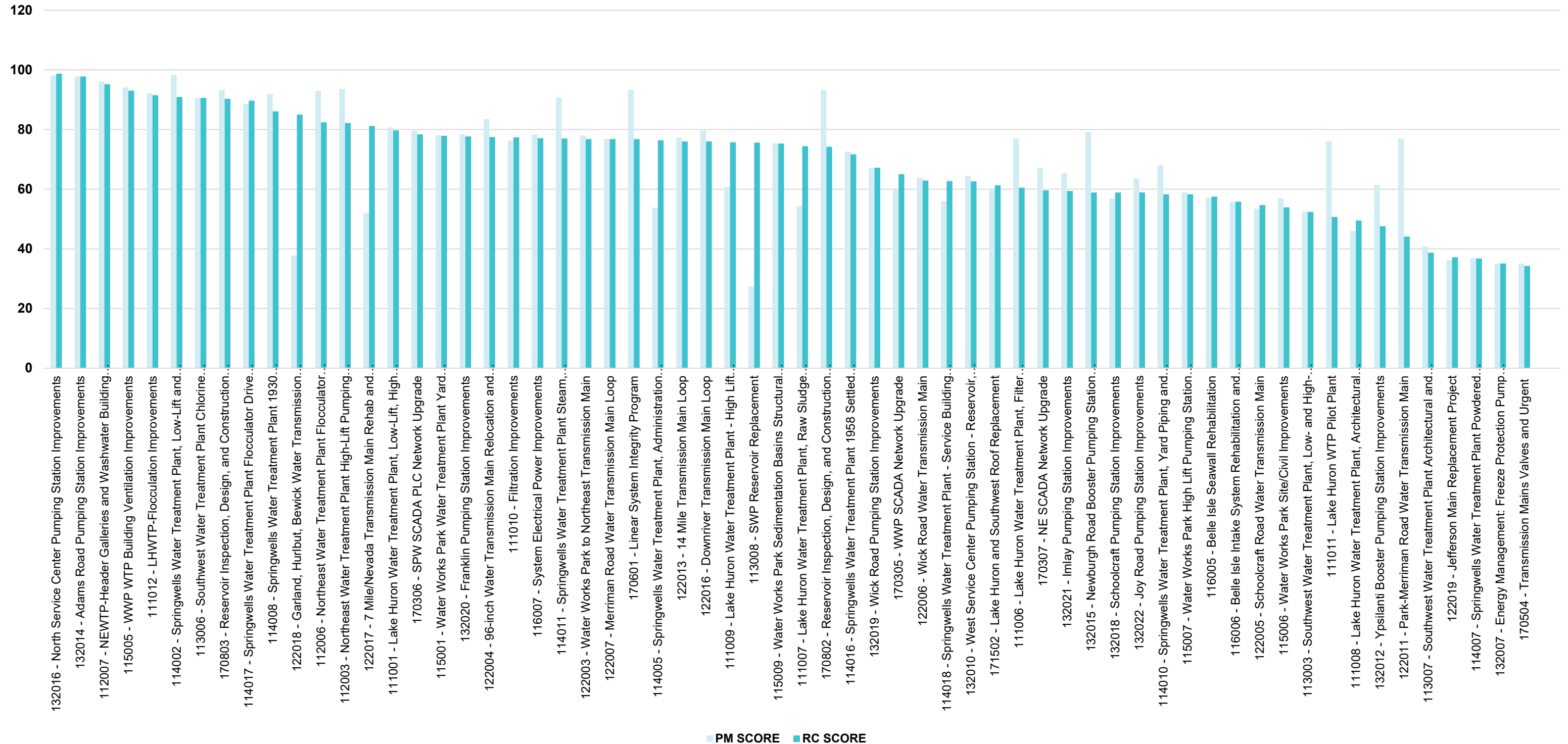
WATER PROJECT MANAGER & REVIEW COMMITTEE SCORES

CIPNumber	Title	PM SCORE	PM_1	PM_2	PM_3	PM_4	PM_5	PM_6	PM_7	PM_8	RC SCORE	RC_1	RC_2	RC_3	RC_4	RC_5	RC_6	RC_7	RC_8
111001	Lake Huron Water Treatment Plant, Low-Lift, High Lift and Filter Backwash Pumping System Improvements	80.7	5	5	3	4	2	3	4	5	79.7	5	5	1	5	2	5	4	4
111006	Lake Huron Water Treatment Plant, Filter Instrumentation and Raw Water Flow Metering Improvements	77.1	5	4	4	5	2	3	2	3	60.5	4	3	3	3	2	4	2	5
111007	Lake Huron Water Treatment Plant, Raw Sludge Clarifier and Raw Sludge Pumping System Improvements	54.4	3	3	3	1	1	2	1	2	74.4	5	5	1	2	2	1	4	1
111008	Lake Huron Water Treatment Plant, Architectural Programming for Laboratory and Admin Building Improvements	46	3	3	1	2	2	1	1	1	49.5	4	2	2	1	2	2	1	2
111009	Lake Huron Water Treatment Plant - High Lift Pumping, Water Production Flow Metering and Yard Piping Improvements	60.8	3	3	2	3	3	5	3	5	75.7	3	4	2	2	4	5	3	4
111010	Filtration Improvements	76.3	4	4	4	4	3	2	2	3	77.4	4	4	4	4	4	2	2	3
111011	Lake Huron WTP Pilot Plant	76.1	5	2	4	3	3	2	3	5	50.7	4	2	2	3	1	2	1	4
111012	LHWTP-Flocculation Improvements	92.1	5	4	5	4	2	2	3	4	91.5	5	4	5	4	2	2	2	4
112003	Northeast Water Treatment Plant High-Lift Pumping Station Improvements	93.5	5	5	3	4	5	2	2	4	82.2	5	5	3	4	4	5	2	4
112006	Northeast Water Treatment Plant Flocculator Replacements	93	5	5	5	4	2	3	3	3	82.4	5	5	4	4	4	2	3	4
112007	NEWTP-Header Galleries and Washwater Building Structural Repair	96.1	5	5	5	2	5	5	5	1	95.2	5	5	4	3	5	4	5	1
113003	Southwest Water Treatment Plant, Low- and High-Lift Pumping Station, Flocculation and Filtration System Improvements	52.4	4	3	2	4	2	2	1	2	52.4	4	3	2	4	2	2	1	2
113006	Southwest Water Treatment Plant Chlorine Scrubber, Raw Water Screens & Related Improvements	90.6	4	3	4	2	5	4	1	3	90.6	4	3	4	2	5	4	1	3
113007	Southwest Water Treatment Plant Architectural and Building Mechanical Improvements	40.8	3	1	2	3	1	3	2	4	38.7	3	2	1	3	1	1	2	2
113008	SWP Reservoir Replacement	27.4	1	1	1	2	1	2	2	3	75.6	4	3	4	4	3	2	4	1
113009	SW Flight and Chain Upgrades	68.7	5	4	3	4	3	3	4	4	68.7	5	4	3	4	3	3	4	4
114002	Springwells Water Treatment Plant, Low-Lift and High-Lift Pumping Station Improvements	98.3	5	5	4	5	5	5	4	5	90.9	5	5	1	5	5	2	1	3
114005	Springwells Water Treatment Plant, Administration Building Improvements & Underground Fire Protection Loop	53.8	3	2	1	2	3	1	2	1	76.4	4	4	4	4	4	2	2	1
114007	Springwells Water Treatment Plant Powdered Activated Carbon System Improvements	36.8	3	2	1	1	1	2	1	1	36.8	3	2	1	1	1	2	1	1
114008	Springwells Water Treatment Plant 1930 Sedimentation Basin Sluice Gates, Guides & Hoists Improvements	91.9	5	5	3	4	5	1	1	3	86.1	5	2	1	4	5	1	1	1
114010	Springwells Water Treatment Plant, Yard Piping and High-Lift Header Improvements	68	5	4	2	4	3	5	3	4	58.3	3	3	1	3	3	4	3	3
114011	Springwells Water Treatment Plant Steam, Condensate Return, and Compressed Air Piping Improvements	90.8	5	5	1	4	5	1	2	4	77	5	5	1	4	3	1	2	4

CIPNumber	Title	PM SCORE	PM_1	PM_2	PM_3	PM_4	PM_5	PM_6	PM_7	PM_8	RC SCORE	RC_1	RC_2	RC_3	RC_4	RC_5	RC_6	RC_7	RC_8
114016	Springwells Water Treatment Plant 1958 Settled Water Conduits and Loading Dock Concrete Pavement Replacement	72.6	5	4	1	3	4	1	1	2	71.7	5	3	1	3	4	1	1	2
114017	Springwells Water Treatment Plant Flocculator Drive Replacements	88.5	4	4	5	3	1	2	2	3	89.7	4	4	5	3	2	2	3	2
114018	Springwells Water Treatment Plant - Service Building Electrical Substation and Miscellaneous Improvements	56	4	3	1	3	3	1	2	1	62.7	4	4	2	3	3	1	2	1
115001	Water Works Park Water Treatment Plant Yard Piping, Valves and Venturi Meters Replacement	78.1	5	5	1	5	2	4	3	3	77.9	5	5	2	3	2	4	3	3
115005	WWP WTP Building Ventilation Improvements	94.1	3	5	5	3	5	4	3	2	93	3	5	5	2	5	3	3	2
115006	Water Works Park Site/Civil Improvements	57	3	3	3	3	2	1	3	1	53.9	2	3	1	2	3	1	2	1
115007	Water Works Park High Lift Pumping Station Modernization	58.9	3	3	2	3	3	3	3	3	58.3	3	3	2	2	3	2	3	4
115009	Water Works Park Sedimentation Basins Structural Upgrades	75.3	4	3	4	1	4	2	5	1	75.3	4	3	4	1	4	2	5	1
116002	Pennsylvania and Springwells Raw Water Supply Tunnel Improvements	94.3	5	5	5	4	5	1	3	1	94.3	5	5	5	4	5	1	3	1
116005	Belle Isle Seawall Rehabilitation	57.1	4	3	2	2	3	1	3	1	57.5	4	3	2	2	3	2	3	1
116006	Belle Isle Intake System Rehabilitation and Improvements	55.8	3	3	3	3	1	1	2	2	55.8	3	3	3	3	1	1	2	2
116007	System Electrical Power Improvements	78.3	4	5	2	4	4	2	1	4	77.1	3	4	4	4	4	4	2	2
122003	Water Works Park to Northeast Transmission Main	78	2	5	3	4	4	1	1	5	76.8	1	5	1	5	1	5	5	5
122004	96-inch Water Transmission Main Relocation and Isolation Valve Installations	83.5	5	5	4	5	4	5	3	2	77.5	2	5	2	5	4	5	1	1
122005	Schoolcraft Road Water Transmission Main	53.5	1	2	3	4	1	1	1	2	54.7	3	3	1	3	3	1	1	1
122006	Wick Road Water Transmission Main	63.8	4	4	3	1	3	2	1	4	62.9	4	4	1	3	3	3	1	3
122007	Merriman Road Water Transmission Main Loop	76.8	1	5	1	4	3	4	4	4	76.8	1	5	1	4	3	4	4	4
122011	Park-Merriman Road Water Transmission Main	76.9	4	5	1	4	4	3	2	1	44.1	1	3	1	2	1	1	2	1
122013	14 Mile Transmission Main Loop	77.4	3	5	2	3	4	5	1	2	76	1	5	2	3	4	5	1	2
122016	Downriver Transmission Main Loop	79.6	3	5	3	3	4	5	2	3	76	1	5	2	3	4	5	1	2
122017	7 Mile/Nevada Transmission Main Rehab and Carrie/Nevada Flow Control Station	51.9	1	1	3	2	1	2	2	1	81.2	5	4	4	4	4	4	4	5
122018	Garland, Hurlbut, Bewick Water Transmission System Rehabilitation	37.8	2	1	1	1	2	4	2	1	85	5	5	4	4	4	5	5	4
122019	Jefferson Main Replacement Project	36.2	1	1	2	1	1	1	2	2	37.2	1	1	2	1	1	2	3	2
132007	Energy Management: Freeze Protection Pump Installation at Imlay Pump Station	35.1	1	1	1	3	1	1	3	3	35.1	1	1	1	3	1	1	3	3
132010	West Service Center Pumping Station - Reservoir, Reservoir Pumping, and Division Valve Upgrades	64.4	3	4	2	4	3	2	1	5	62.6	3	4	1	4	1	5	1	5
132012	Ypsilanti Booster Pumping Station Improvements	61.4	4	4	1	3	1	4	2	2	47.6	3	3	1	3	1	3	2	2
132014	Adams Road Pumping Station Improvements	97.8	5	5	4	5	5	4	4	5	97.8	5	5	4	5	5	4	4	5
132015	Newburgh Road Booster Pumping Station Improvements	79.2	5	5	2	5	2	3	3	4	58.9	4	3	2	3	3	3	1	4
132016	North Service Center Pumping Station Improvements	98.1	5	5	5	4	5	5	3	5	98.7	5	5	5	4	5	5	4	5

CIPNumber	Title	PM SCORE	PM_1	PM_2	PM_3	PM_4	PM_5	PM_6	PM_7	PM_8	RC SCORE	RC_1	RC_2	RC_3	RC_4	RC_5	RC_6	RC_7	RC_8
132018	Schoolcraft Pumping Station Improvements	56.9	3	3	1	4	3	2	2	2	58.9	4	3	2	3	3	3	1	4
132019	Wick Road Pumping Station Improvements	67.2	5	4	2	4	3	3	4	3	67.2	5	4	2	4	3	3	4	3
132020	Franklin Pumping Station Improvements	78.4	4	5	3	4	2	3	3	3	77.7	4	5	2	3	3	3	2	4
132021	Imlay Pumping Station Improvements	65.3	4	4	1	4	3	3	3	4	59.4	4	3	2	3	3	4	1	4
132022	Joy Road Pumping Station Improvements	63.6	4	4	1	3	3	2	3	3	58.9	4	3	2	3	3	3	1	4
170302	SW SCADA System Upgrade	67.4	4	4	2	4	3	4	4	4	67.4	4	4	2	4	3	4	4	4
170303	Power Monitoring Installation for Water Treatment Plants	58.6	2	3	3	3	1	4	3	5	58.6	2	3	3	3	1	4	3	5
170304	WWP Scada Infrastructure Upgrade	59.5	3	3	3	3	3	3	3	2	59.5	3	3	3	3	3	3	3	2
170305	WWP SCADA Network Upgrade	60	3	3	3	3	3	3	3	3	65	3	4	3	3	2	3	3	4
170306	SPW SCADA PLC Network Upgrade	79.6	5	4	4	4	4	3	3	4	78.4	4	4	4	4	4	3	3	3
170307	NE SCADA Network Upgrade	67	5	4	3	3	3	3	3	3	59.6	4	3	3	3	2	3	3	3
170502	Transmission System Valve Rehabilitation and Replacement Program	25.4	2	1	1	1	1	1	1	1	25.4	2	1	1	1	1	1	1	1
170503	Transmission System Valve Replacement	44.5	2	1	2	4	1	1	1	2	44.5	2	1	2	4	1	1	1	2
170504	Transmission Mains Valves and Urgent	35.1	1	2	1	2	1	4	3	1	34.3	2	2	1	2	1	3	3	2
170601	Linear System Integrity Program	93.3	4	5	1	4	5	5	5	3	76.8	4	4	1	4	4	4	4	4
170801	Reservoir Inspection, Design and Construction Project at Imlay Station, Lake Huron Water Treatment Plant, Springwells Water Treatment Plant, And Southwest Water Treatment Plant	94	4	5	2	5	5	4	4	3	94	4	5	2	5	5	4	4	3
170802	Reservoir Inspection, Design, and Construction Management Services Phase II	93.2	5	3	5	2	4	5	5	1	74.2	4	3	4	2	3	3	3	1
170803	Reservoir Inspection, Design, and Construction Management Services Phase III	93.2	5	3	5	2	4	5	5	1	90.3	4	3	5	2	3	4	4	1
170901	Suburban Water Meter Pit Rehabilitation and Meter Replacement	48.7	4	1	2	2	1	4	1	1	48.7	4	1	2	2	1	4	1	1
170902	Brownstown Meter Pit	63.8	2	4	2	4	2	3	3	4	63.8	2	4	2	4	2	3	3	4
170904	Wholesale Water Meterpit Rehabilitation and Meter Upgrade - Phase II	95.7	5	4	3	4	5	5	4	5	95.7	5	4	3	4	5	5	4	5
171502	Lake Huron and Southwest Roof Replacement	60.2	3	4	1	2	3	1	2	1	61.3	3	4	2	2	3	1	2	1

WATER PROJECT MANAGER AND REVIEW COMMITTEE SCORES



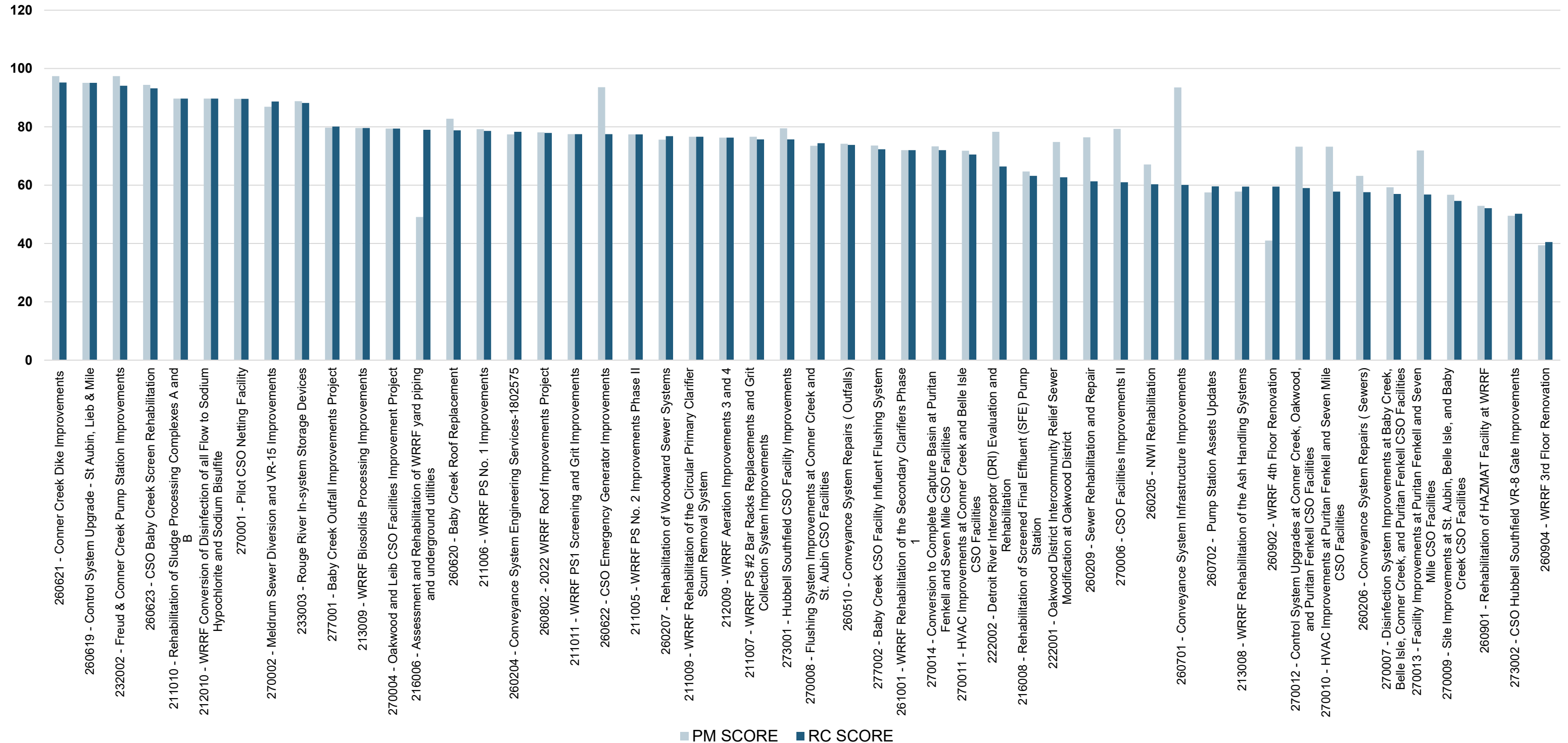
WASTEWATER PROJECT MANAGER & REVIEW COMMITTEE SCORES

CIPNumber	Title	PM SCORE	PM_1	PM_2	PM_3	PM_4	PM_5	PM_6	PM_7	PM_8	RC SCORE	RC_1	RC_2	RC_3	RC_4	RC_5	RC_6	RC_7	RC_8
211005	WRRF PS No. 2 Improvements Phase II	77.4	5	4	4	3	4	3	2	2	77.4	5	4	4	3	4	3	2	2
211006	WRRF PS No. 1 Improvements	79.2	5	4	4	4	4	3	3	3	78.6	5	4	4	4	4	3	2	3
211007	WRRF PS #2 Bar Racks Replacements and Grit Collection System Improvements	76.6	3	4	4	4	3	3	3	3	75.7	3	4	4	4	3	3	3	1
211008	WRRF Rehabilitation of Ferric Chloride Feed System in PS-1 and Complex B Sludge Lines	78.3	4	4	4	3	4	3	3	4	78.3	4	4	4	3	4	3	3	4
211009	WRRF Rehabilitation of the Circular Primary Clarifier Scum Removal System	76.6	4	5	3	2	2	2	3	3	76.6	4	5	3	2	2	2	3	3
211010	Rehabilitation of Sludge Processing Complexes A and B	89.7	2	2	4	4	5	4	2	2	89.7	2	2	4	4	5	4	2	2
211011	WRRF PS1 Screening and Grit Improvements	77.5	4	5	2	4	2	2	4	3	77.5	4	5	2	4	2	2	4	3
212008	WRRF Aeration Improvements 1 and 2	76.3	4	3	4	3	3	3	3	4	76.3	4	3	4	3	3	3	3	4
212009	WRRF Aeration Improvements 3 and 4	76.3	4	3	4	3	3	3	3	4	76.3	4	3	4	3	3	3	3	4
212010	WRRF Conversion of Disinfection of all Flow to Sodium Hypochlorite and Sodium Bisulfite	89.7	2	2	4	4	5	4	2	2	89.7	2	2	4	4	5	4	2	2
213006	WRRF Improvements to Sludge Feed Pumps at Dewatering Facilities	75.3	3	3	4	4	2	2	4	4	76.6	4	3	4	5	2	2	4	4
213007	WRRF Modification to Incinerator Sludge Feed Systems at Complex -II	96.7	5	5	5	4	4	4	4	4	96.2	5	5	5	4	4	4	4	3
213008	WRRF Rehabilitation of the Ash Handling Systems	57.8	3	2	3	4	3	1	3	1	59.5	4	3	3	4	3	1	3	1
213009	WRRF Biosolids Processing Improvements	79.6	4	4	4	5	4	3	3	4	79.6	4	4	4	5	4	3	3	4
216004	Rehabilitation of Various Sampling Sites and PS#2 Ferric Chloride System at WRRF	94.7	5	5	5	4	3	3	4	3	94.7	5	5	5	4	3	3	4	3
216006	Assessment and Rehabilitation of WRRF yard piping and underground utilities	49.1	3	3	2	2	2	2	2	3	79	5	4	4	3	4	4	3	3
216008	Rehabilitation of Screened Final Effluent (SFE) Pump Station	64.7	5	2	2	4	1	5	4	4	63.2	5	2	2	4	1	2	4	4
216011	WRRF Structural Improvements	63.3	4	4	3	4	1	2	3	1	64.4	4	4	3	4	2	2	3	1
222001	Oakwood District Intercommunity Relief Sewer Modification at Oakwood District	74.8	1	4	4	1	4	4	3	3	62.7	1	4	2	1	3	4	3	4
222002	Detroit River Interceptor (DRI) Evaluation and Rehabilitation	78.3	4	4	4	3	3	4	4	4	66.4	5	4	3	1	3	4	5	1
222008	North Interceptor East Arm (NIEA) 7 Mile Road Diversion Structure	63.9	3	4	1	4	3	3	2	4	63.9	3	4	1	4	3	3	2	4
232001	Fairview Pumping Station - Replace Four Sanitary Pumps	63.6	4	4	2	4	2	4	1	2	63.6	4	4	2	4	2	4	1	2
232002	Freud & Conner Creek Pump Station Improvements	97.4	5	5	5	5	4	4	4	4	94.1	4	4	5	3	4	5	5	1

CIPNumber	Title	PM SCORE	PM_1	PM_2	PM_3	PM_4	PM_5	PM_6	PM_7	PM_8	RC SCORE	RC_1	RC_2	RC_3	RC_4	RC_5	RC_6	RC_7	RC_8
232004	CONDITION ASSESSMENT AT BLUE HILL PUMP STATION	60.6	3	3	3	3	3	4	4	2	60.6	3	3	3	3	3	4	4	2
233003	Rouge River In-system Storage Devices	88.8	1	3	5	1	4	4	2	4	88.2	1	3	5	1	4	4	1	4
260201	CON-149, Emergency Sewer Repair	76.9	4	4	3	4	4	3	3	2	76.9	4	4	3	4	4	3	3	2
260204	Conveyance System Engineering Services-1802575	77.4	4	4	4	4	3	4	3	2	78.3	4	4	4	4	3	4	3	4
260205	NWI Rehabilitation	67.1	4	4	3	4	3	3	4	2	60.3	4	3	3	4	3	4	2	1
260206	Conveyance System Repairs (Sewers)	63.2	4	4	3	3	2	2	2	1	57.6	4	3	3	3	2	2	2	1
260207	Rehabilitation of Woodward Sewer Systems	75.6	4	4	4	3	3	3	2	2	76.8	4	4	4	3	3	3	4	2
260209	Sewer Rehabilitation and Repair	76.4	4	4	3	4	4	3	3	1	61.3	4	3	3	3	3	4	4	2
260508	B-39 Outfall Rehabilitation	75.3	5	4	4	3	3	3	1	1	75.3	5	4	4	3	3	3	1	1
260510	Conveyance System Repairs (Outfalls)	74.2	4	3	4	3	3	3	2	1	73.8	4	3	4	3	3	2	2	1
260614	Structural Inspection & Structural Improvements	53.4	3	3	1	1	3	1	1	1	53.4	3	3	1	1	3	1	1	1
260618	Oakwood HVAC Project	20	1	1	1	1	1	1	1	1	20	1	1	1	1	1	1	1	1
260619	Control System Upgrade - St Aubin, Lieb & Mile	95.1	5	5	5	3	4	4	4	2	95.1	5	5	5	3	4	4	4	2
260620	Baby Creek Roof Replacement	82.8	5	5	4	5	4	1	5	2	78.8	5	4	4	4	4	2	4	2
260621	Conner Creek Dike Improvements	97.4	4	5	5	5	5	5	5	1	95.2	4	4	5	4	5	5	4	1
260622	CSO Emergency Generator Improvements	93.6	5	5	5	5	3	3	2	2	77.5	5	4	4	4	3	4	2	2
260623	CSO Baby Creek Screen Rehabilitation	94.4	4	3	5	4	5	4	5	1	93.2	4	3	5	4	5	4	3	1
260701	Conveyance System Infrastructure Improvements	93.5	4	4	5	3	4	4	4	2	60.1	3	3	3	3	3	4	4	1
260702	Pump Station Assets Updates	57.5	3	3	3	4	2	2	2	1	59.6	4	3	3	3	3	4	2	1
260802	2022 WRRF Roof Improvements Project	78.1	4	4	4	4	4	3	4	1	77.9	4	4	4	3	4	4	4	1
260901	Rehabilitation of HAZMAT Facility at WRRF	52.9	4	3	2	3	2	2	3	2	52.1	4	2	2	4	2	2	2	2
260902	WRRF 4th Floor Renovation	41	2	2	1	1	1	1	4	2	59.5	4	3	2	3	3	3	2	4
260903	WRRF Front Entrance Rehabilitation	52.4	4	2	2	3	2	2	2	4	52.4	4	2	2	3	2	2	2	4
260904	WRRF 3rd Floor Renovation	39.4	3	2	1	2	1	3	1	4	40.5	3	2	1	3	1	4	1	4
261001	WRRF Rehabilitation of the Secondary Clarifiers Phase 1	72	4	3	4	3	1	4	1	1	72	4	3	4	3	1	4	1	1
270001	Pilot CSO Netting Facility	89.6	1	5	5	1	4	4	1	3	89.6	1	5	5	1	4	4	1	3
270002	Meldrum Sewer Diversion and VR-15 Improvements	86.9	1	1	5	1	4	5	1	4	88.7	1	3	5	1	4	5	1	4
270003	Long Term CSO Control Plan	88	1	3	5	1	4	3	3	2	88	1	3	5	1	4	3	3	2
270004	Oakwood and Leib CSO Facilities Improvement Project	79.4	4	4	3	4	4	5	4	4	79.4	4	4	4	4	3	5	4	4
270006	CSO Facilities Improvements II	79.3	5	4	4	4	4	4	4	1	61	4	3	3	4	3	3	4	1

CIPNumber	Title	PM SCORE	PM_1	PM_2	PM_3	PM_4	PM_5	PM_6	PM_7	PM_8	RC SCORE	RC_1	RC_2	RC_3	RC_4	RC_5	RC_6	RC_7	RC_8
270007	Disinfection System Improvements at Baby Creek, Belle Isle, Conner Creek, and Puritan Fenkell CSO Facilities	59.3	3	3	3	4	2	1	5	2	57	1	2	3	4	2	1	5	2
270008	Flushing System Improvements at Conner Creek and St. Aubin CSO Facilities	73.5	1	3	2	4	4	1	5	3	74.4	3	3	2	4	4	1	5	2
270009	Site Improvements at St. Aubin, Belle Isle, and Baby Creek CSO Facilities	56.7	3	2	2	3	3	1	4	1	54.6	1	2	2	2	3	1	4	1
270010	HVAC Improvements at Puritan Fenkell and Seven Mile CSO Facilities	73.2	4	2	2	4	4	1	4	1	57.8	3	2	2	4	3	2	4	1
270011	HVAC Improvements at Conner Creek and Belle Isle CSO Facilities	71.8	3	2	2	4	4	1	3	1	70.5	2	2	2	3	4	1	3	1
270012	Control System Upgrades at Conner Creek, Oakwood, and Puritan Fenkell CSO Facilities	73.2	2	3	2	4	4	1	5	1	59	4	3	2	4	3	1	4	1
270013	Facility Improvements at Puritan Fenkell and Seven Mile CSO Facilities	71.9	1	3	2	4	4	1	4	1	56.8	1	3	2	4	3	1	4	1
270014	Conversion to Complete Capture Basin at Puritan Fenkell and Seven Mile CSO Facilities	73.3	2	2	2	4	4	1	5	3	72	1	2	2	4	4	1	4	3
273001	Hubbell Southfield CSO Facility Improvements	79.5	5	4	3	5	4	1	5	4	75.7	2	4	3	4	4	1	5	2
273002	CSO Hubbell Southfield VR-8 Gate Improvements	49.5	2	3	2	4	2	1	4	1	50.2	3	3	2	4	2	1	4	1
276002	Replacement of Make-up Air Unit No. 2 at Conner Creek CSO Facility	92.5	5	5	2	4	5	1	3	4	92.5	5	5	2	4	5	1	3	4
277001	Baby Creek Outfall Improvements Project	79.7	2	5	3	5	3	4	3	4	80.1	2	5	4	4	3	4	3	4
277002	Baby Creek CSO Facility Influent Flushing System	73.6	2	3	2	4	4	1	4	3	72.3	1	3	2	4	4	1	3	3

WASTEWATER PROJECT MANAGER AND REVIEW COMMITTEE SCORES





03

CIP PROJECTS BY CATEGORY

3.1. LARGEST CIP PROJECTS

The water and wastewater projects included in the FY2024-2028 CIP with the largest projected lifetime spend (the top five for each) are listed below. Programs are excluded from the tables below.

WATER

Financial figures are in thousands of dollars (\$1,000's)

CIPNumber	Title	Lifetime Plan Spend
114002	Springwells Water Treatment Plant, Low-Lift and High-Lift Pumping Station Improvements	\$303,261
122003	Water Works Park to Northeast Transmission Main	\$290,882
122004	96-inch Water Transmission Main Relocation and Isolation Valve Installations	\$262,220
114010	Springwells Water Treatment Plant, Yard Piping and High-Lift Header Improvements	\$218,799
113003	Southwest Water Treatment Plant, Low- and High-Lift Pumping Station, Flocculation and Filtration System Improvements	\$184,285

WASTEWATER

Financial figures are in thousands of dollars (\$1,000's)

CIPNumber	Title	Lifetime Plan Spend
260600	CSO FACILITIES IMPROVEMENT PROGRAM	\$1,030,191
232002	Freud & Conner Creek Pump Station Improvements	\$558,498
213009	WRRF Biosolids Processing Improvements	\$199,423
222002	Detroit River Interceptor (DRI) Evaluation and Rehabilitation	\$113,560
211011	WRRF PS1 Screening and Grit Improvements	\$98,092

3.2. LARGEST DOLLAR PROJECTS (GREATER THAN \$30M)

Water and wastewater projects continue to be scored based on the eight criteria shown in Table 1 of Section 2.7. For each project, a criteria score of 1 to 5 has been assigned, with a score of 1 representing minimal value or benefit, and 5 representing high value or benefit based on established definitions and scoring guidelines for each criteria.

WATER PROJECTS WITH 5-YEAR TOTAL GREATER THAN \$30M

Financial figures are in thousands of dollars (\$1,000's)

CIPNumber	Title	Lifetime Actual Thru FY 2022	FY 2023	FY 2024	FY 2025	FY 2026	FY 2027	FY 2028	2024-2028 Total	Project Total
122004	96-inch Water Transmission Main Relocation and Isolation Valve Installations	\$16,221	\$38,052	\$78,841	\$59,315	\$20,773	\$20,773	\$23,888	\$203,589	\$262,220
114002	Springwells Water Treatment Plant, Low-Lift and High-Lift Pumping Station Improvements	\$22,468	\$4,819	\$17,896	\$27,906	\$27,421	\$36,116	\$28,505	\$137,843	\$303,261
122016	Downriver Transmission Main Loop	\$2,451	\$287	\$10,814	\$10,784	\$10,784	\$10,784	\$10,814	\$53,980	\$67,502
111012	LHWTP-Flocculation Improvements	\$464	\$1,700	\$6,702	\$12,006	\$12,006	\$12,006	\$6,447	\$49,168	\$51,331
111001	Lake Huron Water Treatment Plant, Low-Lift, High Lift and Filter Backwash Pumping System Improvements	\$2,918	\$2,966	\$618	\$2,910	\$6,291	\$24,242	\$13,770	\$47,831	\$141,373
132016	North Service Center Pumping Station Improvements	\$372	\$109	\$222	\$222	\$8,594	\$19,141	\$19,193	\$47,372	\$76,013
170802	Reservoir Inspection, Design, and Construction Management Services Phase II	\$0	\$3,067	\$12,333	\$12,299	\$12,299	\$7,177	\$0	\$44,108	\$47,175
122019	Jefferson Main Replacement Project	\$0	\$534	\$96	\$19,753	\$19,753	\$0	\$0	\$39,602	\$40,136
111006	Lake Huron Water Treatment Plant, Filter Instrumentation and Raw Water Flow Metering Improvements	\$1,282	\$1,018	\$1,237	\$9,567	\$9,590	\$9,590	\$8,066	\$38,050	\$40,350
112003	Northeast Water Treatment Plant High-Lift Pumping Station Improvements	\$536	\$613	\$2,764	\$2,756	\$11,654	\$10,415	\$10,443	\$38,032	\$172,269
122013	14 Mile Transmission Main Loop	\$28,680	\$52,234	\$34,589	\$0	\$0	\$0	\$0	\$34,589	\$115,502
115001	Water Works Park Water Treatment Plant Yard Piping, Valves and Venturi Meters Replacement	\$12,037	\$10,275	\$9,019	\$8,995	\$8,995	\$6,752	\$0	\$33,761	\$56,073

WASTEWATER PROJECTS WITH 5-YEAR TOTAL GREATER THAN \$30M

Financial figures are in thousands of dollars (\$1,000's)

CIPNumber	Title	Lifetime Actual Thru FY 2022	FY 2023	FY 2024	FY 2025	FY 2026	FY 2027	FY 2028	2024-2028 CIP Total	Project Total
232002	Freud & Conner Creek Pump Station Improvements	\$16,571	\$3,563	\$21,814	\$26,206	\$29,461	\$29,461	\$17,433	\$124,375	\$558,498
211006	WRRF PS No. 1 Improvements	\$6,015	\$5,495	\$16,017	\$13,722	\$13,722	\$13,722	\$13,760	\$70,943	\$92,065
211007	WRRF PS #2 Bar Racks Replacements and Grit Collection System Improvements	\$5,318	\$2,606	\$4,793	\$14,363	\$14,363	\$14,363	\$14,402	\$62,283	\$94,250
216008	Rehabilitation of Screened Final Effluent (SFE) Pump Station	\$1,665	\$3,509	\$2,707	\$19,518	\$19,518	\$17,058	\$0	\$58,801	\$63,975
212008	WRRF Aeration Improvements 1 and 2	\$968	\$2,374	\$10,877	\$10,848	\$10,848	\$10,848	\$10,877	\$54,297	\$77,582
260701	Conveyance System Infrastructure Improvements	\$2,241	\$11,237	\$16,997	\$13,829	\$9,829	\$3,797	\$0	\$44,451	\$57,929
260204	Conveyance System Engineering Services-1802575	\$1,923	\$13,573	\$16,380	\$16,335	\$7,340	\$0	\$0	\$40,054	\$55,551
222002	Detroit River Interceptor (DRI) Evaluation and Rehabilitation	\$42,279	\$12,711	\$12,623	\$12,589	\$11,261	\$164	\$2,225	\$38,863	\$113,560
260510	Conveyance System Repairs (Outfalls)	\$903	\$1,178	\$4,876	\$9,297	\$11,797	\$6,699	\$912	\$33,581	\$35,662

3.3. LARGEST 2024 PROJECTED SPEND (GREATER THAN \$5M)

The water and wastewater projects with the largest projected spend for 2024 are listed below. These projects are planned for greater than \$5 Million in FY 2024. There are twelve (12) projects in the water category and ten (10) projects in the wastewater category.

WATER PROJECTS WITH FY 2024 PROJECTED SPEND GREATER THAN \$5M

Financial figures are in thousands of dollars (\$1,000's)

CIPNumber	Title	Lifetime Actual Thru FY 2022	FY 2023	FY 2024	FY 2025	FY 2026	FY 2027	FY 2028	2024-2028 CIP Total	Project Total
122004	96-inch Water Transmission Main Relocation and Isolation Valve Installations	\$16,221	\$38,052	\$78,841	\$59,315	\$20,773	\$20,773	\$23,888	\$203,589	\$262,220
122013	14 Mile Transmission Main Loop	\$28,680	\$52,234	\$34,589	\$0	\$0	\$0	\$0	\$34,589	\$115,502
114002	Springwells Water Treatment Plant, Low-Lift and High-Lift Pumping Station Improvements	\$22,468	\$4,819	\$17,896	\$27,906	\$27,421	\$36,116	\$28,505	\$137,843	\$303,261
116002	Pennsylvania and Springwells Raw Water Supply Tunnel Improvements	\$56,113	\$15,013	\$16,052	\$11,885	\$0	\$0	\$0	\$27,937	\$99,063
170802	Reservoir Inspection, Design, and Construction Management Services Phase II	\$0	\$3,067	\$12,333	\$12,299	\$12,299	\$7,177	\$0	\$44,108	\$47,175
111009	Lake Huron Water Treatment Plant - High Lift Pumping, Water Production Flow Metering and Yard Piping Improvements	\$3,035	\$9,526	\$12,243	\$6,325	\$25	\$0	\$0	\$18,593	\$31,153
122016	Downriver Transmission Main Loop	\$2,451	\$287	\$10,814	\$10,784	\$10,784	\$10,784	\$10,814	\$53,980	\$67,502
115001	Water Works Park Water Treatment Plant Yard Piping, Valves and Venturi Meters Replacement	\$12,037	\$10,275	\$9,019	\$8,995	\$8,995	\$6,752	\$0	\$33,761	\$56,073
114017	Springwells Water Treatment Plant Flocculator Drive Replacements	\$896	\$3,280	\$7,910	\$7,888	\$5,381	\$0	\$0	\$21,179	\$25,355
111012	LHWTP-Flocculation Improvements	\$464	\$1,700	\$6,702	\$12,006	\$12,006	\$12,006	\$6,447	\$49,168	\$51,331
132010	West Service Center Pumping Station - Reservoir, Reservoir Pumping, and Division Valve Upgrades	\$28,176	\$10,684	\$6,547	\$215	\$0	\$0	\$0	\$6,762	\$45,621
115005	WWP WTP Building Ventilation Improvements	\$765	\$4,379	\$5,274	\$5,259	\$865	\$0	\$0	\$11,398	\$16,541

WASTEWATER PROJECTS WITH FY 2024 PROJECTED SPEND GREATER THAN \$5M

Financial figures are in thousands of dollars (\$1,000's)

CIPNumber	Title	Lifetime Actual Thru FY 2022	FY 2023	FY 2024	FY 2025	FY 2026	FY 2027	FY 2028	2024-2028 CIP Total	Project Total
232002	Freud & Conner Creek Pump Station Improvements	\$16,571	\$3,563	\$21,814	\$26,206	\$29,461	\$29,461	\$17,433	\$124,375	\$558,498
260701	Conveyance System Infrastructure Improvements	\$2,241	\$11,237	\$16,997	\$13,829	\$9,829	\$3,797	\$0	\$44,451	\$57,929
260204	Conveyance System Engineering Services-1802575	\$1,923	\$13,573	\$16,380	\$16,335	\$7,340	\$0	\$0	\$40,054	\$55,551
211006	WRRF PS No. 1 Improvements	\$6,015	\$5,495	\$16,017	\$13,722	\$13,722	\$13,722	\$13,760	\$70,943	\$92,065
222002	Detroit River Interceptor (DRI) Evaluation and Rehabilitation	\$42,279	\$12,711	\$12,623	\$12,589	\$11,261	\$164	\$2,225	\$38,863	\$113,560
212008	WRRF Aeration Improvements 1 and 2	\$968	\$2,374	\$10,877	\$10,848	\$10,848	\$10,848	\$10,877	\$54,297	\$77,582
260206	Conveyance System Repairs (Sewers)	\$396	\$2,102	\$8,167	\$7,480	\$3,004	\$4,707	\$4,627	\$27,985	\$34,516
216006	Assessment and Rehabilitation of WRRF yard piping and underground utilities	\$3,762	\$6,958	\$7,804	\$7,782	\$0	\$0	\$0	\$15,586	\$26,305
260209	Sewer Rehabilitation and Repair	\$4	\$5,671	\$6,850	\$6,266	\$6,234	\$0	\$0	\$19,350	\$25,025
260207	Rehabilitation of Woodward Sewer Systems	\$3,577	\$10,942	\$5,784	\$0	\$0	\$0	\$0	\$5,784	\$20,303

3.4. WATER PROJECTS BY STATUS

All financial figures are in thousands of dollars (\$1,000's). Projects that have been Reclassified to a different number, Closed, or Cancelled are not shown in this list; a list of Closed projects can be found in Section 2.2. For projects in the "Centralized Services" category (CIP number begins with 3), only portions of projects funded by the water planned spend are included in this section.

WATER CIP PROJECTS: ACTIVE, RANKED BY 5-YEAR CIP TOTAL

Financial figures are in thousands of dollars (\$1,000's)

Score Note: * Denotes a CIP project that is a Program. For projects with no score, see Appendices for PM Scores

CIPNumber	Title	Project_Status	Year Added	Lifetime Actual Thru FY 2022	FY 2023	FY 2024	FY 2025	FY 2026	FY 2027	FY 2028	FY 2029 & Beyond	2024-2028 CIP Total	Project Total	Percent of W/S CIP	RC SCORE
122004	96-inch Water Transmission Main Relocation and Isolation Valve Installations	Project Execution - Construction	2016	\$16,221	\$38,052	\$78,841	\$59,315	\$20,773	\$20,773	\$23,888	\$4,358	\$203,589	\$262,220	7.3%	77.5
114002	Springwells Water Treatment Plant, Low-Lift and High-Lift Pumping Station Improvements	Project Execution - Design	2004	\$22,468	\$4,819	\$17,896	\$27,906	\$27,421	\$36,116	\$28,505	\$138,132	\$137,843	\$303,261	8.5%	90.9
122016	Downriver Transmission Main Loop	Project Execution - Design	2017	\$2,451	\$287	\$10,814	\$10,784	\$10,784	\$10,784	\$10,814	\$10,784	\$53,980	\$67,502	1.9%	76
111012	LHWTP-Flocculation Improvements	Project Execution - Design	2021	\$464	\$1,700	\$6,702	\$12,006	\$12,006	\$12,006	\$6,447	\$0	\$49,168	\$51,331	1.4%	91.5
111001	Lake Huron Water Treatment Plant, Low-Lift, High Lift and Filter Backwash Pumping System Improvements	Project Execution - Design	2010	\$2,918	\$2,966	\$618	\$2,910	\$6,291	\$24,242	\$13,770	\$87,657	\$47,831	\$141,373	3.9%	79.7
132016	North Service Center Pumping Station Improvements	Active - Procurement - Design	2017	\$372	\$109	\$222	\$222	\$8,594	\$19,141	\$19,193	\$28,160	\$47,372	\$76,013	2.1%	98.7
170802*	Reservoir Inspection, Design, and Construction Management Services Phase II	Active - Procurement - Design	2021	\$0	\$3,067	\$12,333	\$12,299	\$12,299	\$7,177	\$0	\$0	\$44,108	\$47,175	1.3%	N/A
122019	Jefferson Main Replacement Project	Project Execution - Design	2021	\$0	\$534	\$96	\$19,753	\$19,753	\$0	\$0	\$0	\$39,602	\$40,136	1.1%	37.2
111006	Lake Huron Water Treatment Plant, Filter Instrumentation and Raw Water Flow Metering Improvements	Active - Procurement - Construction	2014	\$1,282	\$1,018	\$1,237	\$9,567	\$9,590	\$9,590	\$8,066	\$0	\$38,050	\$40,350	1.1%	60.5
122013	14 Mile Transmission Main Loop	Project Execution - Construction	2017	\$28,680	\$52,234	\$34,589	\$0	\$0	\$0	\$0	\$0	\$34,589	\$115,502	3.2%	76
115001	Water Works Park Water Treatment Plant Yard Piping, Valves and Venturi Meters Replacement	Project Execution - Construction	2007	\$12,037	\$10,275	\$9,019	\$8,995	\$8,995	\$6,752	\$0	\$0	\$33,761	\$56,073	1.6%	77.9

CIPNumber	Title	Project_Status	Year_ Added	Lifetime Actual Thru FY 2022	FY 2023	FY 2024	FY 2025	FY 2026	FY 2027	FY 2028	FY 2029 & Beyond	2024-2028 CIP Total	Project Total	Percent of W/S CIP	RC SCORE
116002	Pennsylvania and Springwells Raw Water Supply Tunnel Improvements	Project Execution - Construction	2016	\$56,113	\$15,013	\$16,052	\$11,885	\$0	\$0	\$0	\$0	\$27,937	\$99,063	2.8%	94.3
114017	Springwells Water Treatment Plant Flocculator Drive Replacements	Active - Procurement - Construction	2018	\$896	\$3,280	\$7,910	\$7,888	\$5,381	\$0	\$0	\$0	\$21,179	\$25,355	0.71%	89.7
111009	Lake Huron Water Treatment Plant - High Lift Pumping, Water Production Flow Metering and Yard Piping Improvements	Project Execution - Design	2018	\$3,035	\$9,526	\$12,243	\$6,325	\$25	\$0	\$0	\$0	\$18,593	\$31,153	0.87%	75.7
170904*	Wholesale Water Meterpit Rehabilitation and Meter Upgrade - Phase II	Active - Procurement - Construction	2002	\$0	\$0	\$3,205	\$3,196	\$3,196	\$3,196	\$3,205	\$0	\$16,000	\$16,000	0.45%	N/A
122003	Water Works Park to Northeast Transmission Main	Project Execution - Construction	2014	\$34,956	\$16,747	\$2,812	\$2,804	\$2,804	\$2,804	\$2,812	\$225,142	\$14,037	\$290,882	8.1%	76.8
115005	WWP WTP Building Ventilation Improvements	Project Execution - Design	2018	\$765	\$4,379	\$5,274	\$5,259	\$865	\$0	\$0	\$0	\$11,398	\$16,541	0.46%	93
170500	Transmission System Valve Rehabilitation and Replacement Program	Project Execution - Construction	2017	\$0	\$0	\$1,617	\$1,612	\$1,612	\$3,261	\$3,270	\$21,598	\$11,371	\$32,969	0.92%	N/A
112006	Northeast Water Treatment Plant Flocculator Replacements	Project Execution - Construction	2018	\$334	\$2,389	\$2,876	\$2,868	\$2,868	\$2,048	\$0	\$0	\$10,660	\$13,382	0.37%	82.4
170601*	Linear System Integrity Program	Project Execution - Design	2021	\$0	\$482	\$109	\$109	\$5,849	\$3,301	\$0	\$0	\$9,368	\$9,850	0.27%	N/A
132010	West Service Center Pumping Station - Reservoir, Reservoir Pumping, and Division Valve Upgrades	Project Execution - Construction	2017	\$28,176	\$10,684	\$6,547	\$215	\$0	\$0	\$0	\$0	\$6,762	\$45,621	1.3%	62.6
170600	Linear System Integrity Program	Project Execution - Design	2017	\$0	\$3	\$31	\$31	\$31	\$31	\$4,539	\$22,646	\$4,663	\$27,312	0.76%	N/A
170801*	Reservoir Inspection, Design and Construction Project at Imlay Station, Lake Huron Water Treatment Plant, Springwells Water Treatment Plant, And Southwest Water Treatment Plant	Project Execution - Design	2022	\$18,079	\$6,313	\$3,550	\$0	\$0	\$0	\$0	\$0	\$3,550	\$27,942	0.78%	N/A
122018	Garland, Hurlbut, Bewick Water Transmission System Rehabilitation	Project Execution - Design	2019	\$1,381	\$3,270	\$3,118	\$34	\$34	\$34	\$34	\$27,517	\$3,253	\$35,422	0.99%	85
381000	Power Quality: Electric Metering Improvement Program	Active - Pre-Procurement - Design	2016	\$0	\$489	\$1,069	\$1,066	\$0	\$0	\$0	\$0	\$2,135	\$2,624	0.073%	N/A
116007	System Electrical Power Improvements	Active - Pre-Procurement - Design	2021	\$0	\$1,978	\$2,032	\$0	\$0	\$0	\$0	\$0	\$2,032	\$4,010	0.11%	77.1

CIPNumber	Title	Project_Status	Year_Added	Lifetime Actual Thru FY 2022	FY 2023	FY 2024	FY 2025	FY 2026	FY 2027	FY 2028	FY 2029 & Beyond	2024-2028 CIP Total	Project Total	Percent of W/S CIP	RC SCORE
113009	SW Flight and Chain Upgrades	Project Execution - Construction		\$0	\$1,435	\$1,592	\$0	\$0	\$0	\$0	\$0	\$1,592	\$3,027	0.084%	68.7
122017	7 Mile/Nevada Transmission Main Rehab and Carrie/Nevada Flow Control Station	Project Execution - Design	2019	\$6,046	\$2,207	\$1,280	\$33	\$33	\$33	\$33	\$55,886	\$1,412	\$65,552	1.8%	81.2
114011	Springwells Water Treatment Plant Steam, Condensate Return, and Compressed Air Piping Improvements	Project Execution - Construction	2012	\$24,222	\$2,632	\$1,133	\$0	\$0	\$0	\$0	\$0	\$1,133	\$27,987	0.78%	77
132007	Energy Management: Freeze Protection Pump Installation at Imlay Pump Station	Project Execution - Design	2014	\$1,105	\$3,783	\$859	\$0	\$0	\$0	\$0	\$0	\$859	\$5,747	0.16%	35.1
170503*	Transmission System Valve Replacement	Project Execution - Construction	2017	\$3,163	\$14,597	\$730	\$0	\$0	\$0	\$0	\$0	\$730	\$18,490	0.52%	N/A
116005	Belle Isle Seawall Rehabilitation	Active - Procurement - Design	2020	\$1	\$455	\$719	\$0	\$0	\$0	\$0	\$0	\$719	\$1,175	0.033%	57.5
114018	Springwells Water Treatment Plant - Service Building Electrical Substation and Miscellaneous Improvements	Active - Pre-Procurement - Design	2019	\$0	\$0	\$0	\$0	\$0	\$0	\$133	\$2,207	\$133	\$2,341	0.065%	62.7
132012	Ypsilanti Booster Pumping Station Improvements	Project Execution - Design	2017	\$659	\$1,738	\$25	\$25	\$25	\$25	\$25	\$39,633	\$124	\$42,154	1.2%	47.6
170502*	Transmission System Valve Rehabilitation and Replacement Program	Project Execution - Construction	2017	\$5,609	\$8	\$9	\$9	\$9	\$9	\$0	\$0	\$37	\$5,654	0.16%	N/A
113006	Southwest Water Treatment Plant Chlorine Scrubber, Raw Water Screens & Related Improvements	Project Execution - Construction	2017	\$2,483	\$5,132	\$14	\$0	\$0	\$0	\$0	\$0	\$14	\$7,628	0.21%	90.6
111011	Lake Huron WTP Pilot Plant	Project Execution - Design	2019	\$2,237	\$1,031	\$0	\$0	\$0	\$0	\$0	\$0	\$0	\$3,268	0.091%	50.7
114008	Springwells Water Treatment Plant 1930 Sedimentation Basin Sluice Gates, Guides & Hoists Improvements	Project Execution - Construction	2014	\$11,777	\$2,339	\$0	\$0	\$0	\$0	\$0	\$0	\$0	\$14,116	0.39%	86.1
114016	Springwells Water Treatment Plant 1958 Settled Water Conduits and Loading Dock Concrete Pavement Replacement	Project Execution - Construction	2018	\$1,582	\$8	\$0	\$0	\$0	\$0	\$0	\$0	\$0	\$1,590	0.044%	71.7
122005	Schoolcraft Road Water Transmission Main	Project Execution - Construction	2016	\$14,732	\$2,313	\$0	\$0	\$0	\$0	\$0	\$0	\$0	\$17,045	0.48%	54.7
122006	Wick Road Water Transmission Main	Project Execution - Construction	2016	\$22,507	\$3,362	\$0	\$0	\$0	\$0	\$0	\$0	\$0	\$25,870	0.72%	62.9
122011	Park-Merriman Road Water Transmission Main	Project Execution - Construction	2015	\$8,368	\$3,195	\$0	\$0	\$0	\$0	\$0	\$0	\$0	\$11,564	0.32%	44.1
170109	GLWA-CS-187: FK Eng: Raw Water Intake	Pending Closeout	2012	\$1,656	\$244	\$0	\$0	\$0	\$0	\$0	\$0	\$0	\$1,900	0.053%	N/A

CIPNumber	Title	Project_Status	Year_ Added	Lifetime Actual Thru FY 2022	FY 2023	FY 2024	FY 2025	FY 2026	FY 2027	FY 2028	FY 2029 & Beyond	2024-2028 CIP Total	Project Total	Percent of W/S CIP	RC SCORE
170302*	SW SCADA System Upgrade	Project Execution - Design	2017	\$1,141	\$7,170	\$0	\$0	\$0	\$0	\$0	\$0	\$0	\$8,311	0.23%	N/A
170303*	Power Monitoring Installation for Water Treatment Plants	Project Execution - Design	2020	\$1,717	\$190	\$0	\$0	\$0	\$0	\$0	\$0	\$0	\$1,906	0.053%	N/A
170901*	Suburban Water Meter Pit Rehabilitation and Meter Replacement	Project Execution - Construction	2014	\$10,015	\$2,506	\$0	\$0	\$0	\$0	\$0	\$0	\$0	\$12,522	0.35%	N/A
170902*	Brownstown Meter Pit	Active - Pre-Procurement - Construction	2020	\$87	\$136	\$0	\$0	\$0	\$0	\$0	\$0	\$0	\$222	0.0062%	N/A
380700	As-Needed Geotechnical and Related Engineering Services	Project Execution - Design	2006	\$0	\$0	\$0	\$0	\$0	\$0	\$0	\$0	\$0	\$0	0%	N/A

WATER CIP PROJECTS: FUTURE PLANNED, RANKED BY PRIORITIZATION SCORE

Financial figures are in thousands of dollars (\$1,000's)

Score Note: * Denotes a CIP project that is a Program. For projects with no score, see Appendices for PM Scores

CIPNumber	Title	Project_Status	Year_ Added	Lifetime Actual Thru FY 2022	FY 2023	FY 2024	FY 2025	FY 2026	FY 2027	FY 2028	FY 2029 & Beyond	2024-2028 CIP Total	Project Total	Percent of W/S CIP	RC SCORE
132014	Adams Road Pumping Station Improvements	Future Planned - Ten-Year CIP	2017	\$83	\$0	\$0	\$0	\$0	\$0	\$1,264	\$60,411	\$1,264	\$61,759	1.7%	97.8
112007	NEWTP-Header Galleries and Washwater Building Structural Repair	Future Planned - Within 5 Year Plan	2022	\$0	\$0	\$140	\$2,178	\$2,178	\$2,178	\$12	\$0	\$6,685	\$6,685	0.19%	95.2
112003	Northeast Water Treatment Plant High-Lift Pumping Station Improvements	Future Planned - Within 5 Year Plan	2017	\$536	\$613	\$2,764	\$2,756	\$11,654	\$10,415	\$10,443	\$133,087	\$38,032	\$172,269	4.8%	82.2
132020	Franklin Pumping Station Improvements	Future Planned - Ten-Year CIP	2018	\$93	\$0	\$0	\$0	\$0	\$0	\$723	\$4,102	\$723	\$4,918	0.14%	77.7
111010	Filtration Improvements	Future Planned - Within 5 Year Plan	2019	\$0	\$0	\$0	\$0	\$0	\$0	\$1,217	\$57,422	\$1,217	\$58,639	1.6%	77.4
122007	Merriman Road Water Transmission Main Loop	Future Planned - Ten-Year CIP	2016	\$0	\$0	\$0	\$0	\$0	\$0	\$1,008	\$25,201	\$1,008	\$26,209	0.73%	76.8
114005	Springwells Water Treatment Plant, Administration Building Improvements & Underground Fire Protection Loop	Future Planned - Ten-Year CIP	2014	\$1,212	\$21	\$20	\$20	\$20	\$20	\$20	\$5,359	\$102	\$6,694	0.19%	76.4
115009	Water Works Park Sedimentation Basins Structural Upgrades	Future Planned - Ten-Year CIP	2021	\$0	\$0	\$0	\$0	\$0	\$0	\$1,664	\$15,182	\$1,664	\$16,846	0.47%	75.3
132019	Wick Road Pumping Station Improvements	Future Planned - Ten-Year CIP	2018	\$57	\$0	\$0	\$0	\$0	\$0	\$6	\$24,717	\$6	\$24,780	0.69%	67.2
132021	Imlay Pumping Station Improvements	Future Planned - Ten-Year CIP	2018	\$227	\$0	\$0	\$0	\$0	\$0	\$0	\$137,741	\$0	\$137,968	3.8%	59.4
132015	Newburgh Road Booster Pumping Station Improvements	Future Planned - Ten-Year CIP		\$494	\$60	\$36	\$36	\$36	\$36	\$36	\$44,954	\$182	\$45,690	1.3%	58.9
132018	Schoolcraft Pumping Station Improvements	Future Planned - Ten-Year CIP	2018	\$47	\$0	\$0	\$0	\$0	\$0	\$0	\$24,643	\$0	\$24,691	0.69%	58.9
132022	Joy Road Pumping Station Improvements	Future Planned - Ten-Year CIP	2018	\$71	\$0	\$0	\$0	\$0	\$0	\$0	\$39,786	\$0	\$39,857	1.1%	58.9
114010	Springwells Water Treatment Plant, Yard Piping and High-Lift Header Improvements	Future Planned - Ten-Year CIP	2012	\$1,705	\$286	\$0	\$0	\$0	\$0	\$0	\$216,807	\$0	\$218,799	6.1%	58.3
115007	Water Works Park High Lift Pumping Station Modernization	Future Planned - Ten-Year CIP	2021	\$0	\$0	\$0	\$0	\$0	\$0	\$2,012	\$113,078	\$2,012	\$115,090	3.2%	58.3
116006	Belle Isle Intake System Rehabilitation and Improvements	Future Planned - Ten-Year CIP	2021	\$0	\$0	\$0	\$0	\$0	\$0	\$712	\$1,510	\$712	\$2,222	0.062%	55.8
115006	Water Works Park Site/Civil Improvements	Future Planned - Ten-Year CIP	2019	\$0	\$0	\$0	\$0	\$0	\$0	\$382	\$5,514	\$382	\$5,896	0.16%	53.9
113003	Southwest Water Treatment Plant, Low- and High-Lift Pumping Station, Flocculation and Filtration System Improvements	Future Planned - Ten-Year CIP	2014	\$0	\$0	\$0	\$0	\$0	\$0	\$0	\$184,285	\$0	\$184,285	5.1%	52.4

CIPNumber	Title	Project_Status	Year_Added	Lifetime Actual Thru FY 2022	FY 2023	FY 2024	FY 2025	FY 2026	FY 2027	FY 2028	FY 2029 & Beyond	2024-2028 CIP Total	Project Total	Percent of W/S CIP	RC SCORE
111008	Lake Huron Water Treatment Plant, Architectural Programming for Laboratory and Admin Building Improvements	Future Planned - Ten-Year CIP	2017	\$0	\$0	\$0	\$0	\$0	\$0	\$0	\$782	\$0	\$782	0.022%	49.5
113007	Southwest Water Treatment Plant Architectural and Building Mechanical Improvements	Future Planned - Ten-Year CIP	2017	\$0	\$0	\$0	\$0	\$0	\$0	\$0	\$8,641	\$0	\$8,641	0.24%	38.7
114007	Springwells Water Treatment Plant Powdered Activated Carbon System Improvements	Future Planned - Ten-Year CIP	2014	\$0	\$0	\$0	\$0	\$0	\$0	\$6	\$4,028	\$6	\$4,034	0.11%	36.8
170300	Water Treatment Plant Automation Program	Future Planned - Ten-Year CIP	2017	\$0	\$0	\$0	\$0	\$0	\$0	\$0	\$23,317	\$0	\$23,317	0.65%	N/A
170304*	WWP Scada Infrastructure Upgrade	Future Planned - Within 5 Year Plan		\$261	\$320	\$0	\$0	\$0	\$0	\$0	\$0	\$0	\$581	0.016%	N/A
170305*	WWP SCADA Network Upgrade	Future Planned - Ten-Year CIP	2021	\$0	\$0	\$0	\$0	\$0	\$0	\$0	\$7,542	\$0	\$7,542	0.21%	N/A
170306*	SPW SCADA PLC Network Upgrade	Future Planned - Within 5 Year Plan	2021	\$0	\$963	\$2,379	\$0	\$0	\$0	\$0	\$0	\$2,379	\$3,341	0.093%	N/A
170307*	NE SCADA Network Upgrade	Future Planned - Ten-Year CIP	2021	\$0	\$0	\$0	\$0	\$0	\$0	\$0	\$3,112	\$0	\$3,112	0.087%	N/A
170400	Water Transmission Improvement Program	Future Planned - Ten-Year CIP	2010	\$0	\$0	\$0	\$0	\$0	\$0	\$557	\$31,618	\$557	\$32,175	0.9%	N/A
170504*	Transmission Mains Valves and Urgent	Future Planned - Within 5 Year Plan		\$8,514	\$1,021	\$448	\$447	\$447	\$122	\$0	\$0	\$1,465	\$11,000	0.31%	N/A
170800	System-Wide Finished Water Reservoir Inspection, Design and Rehabilitation	Future Planned - Ten-Year CIP	2016	\$0	\$12	\$14	\$14	\$14	\$14	\$14	\$43	\$72	\$127	0.0036%	N/A
170803*	Reservoir Inspection, Design, and Construction Management Services Phase III	Future Planned - Within 5 Year Plan	2021	\$0	\$0	\$0	\$0	\$897	\$3,695	\$11,940	\$77,901	\$16,531	\$94,432	2.6%	N/A
170900	Suburban Water Meter Pit Rehabilitation and Meter Replacement	Future Planned - Ten-Year CIP	2014	\$0	\$0	\$0	\$0	\$0	\$2,027	\$4,027	\$22,053	\$6,055	\$28,108	0.78%	N/A
171500	Roof Replacement at WWP, SP, LH, NE, SW, NSC, Orion, Franklin, and Conner Creek Facilities	Future Planned - Ten-Year CIP	2018	\$0	\$0	\$0	\$0	\$0	\$0	\$0	\$15,948	\$0	\$15,948	0.44%	N/A
171502*	Lake Huron and Southwest Roof Replacement	Future Planned - Ten-Year CIP	2021	\$0	\$0	\$0	\$0	\$0	\$0	\$0	\$2,710	\$0	\$2,710	0.076%	N/A
383300	Masonry Replacement and Rehabilitation Program	Future Planned - Ten-Year CIP	2020	\$0	\$0	\$0	\$0	\$0	\$0	\$23	\$24,977	\$23	\$25,000	0.7%	N/A

WATER CIP PROJECT TOTALS

Financial figures are in thousands of dollars (\$1,000's)

Title	Lifetime Actual Thru FY 2022	FY 2023	FY 2024	FY 2025	FY 2026	FY 2027	FY 2028	FY 2029 & Beyond	2024-2028 CIP Total	Project Total	Percent of W/S CIP
Active Water Projects Total	\$348,078	\$243,850	\$247,171	\$207,116	\$159,238	\$161,323	\$124,734	\$663,722	\$899,582	\$2,155,232	60%
Future Planned Water Projects Total	\$13,302	\$3,296	\$5,802	\$5,452	\$15,246	\$18,508	\$36,068	\$1,316,471	\$81,077	\$1,414,145	39%
Listed as Cancelled/Closed/Reclassified	\$14,125	\$55	\$0	\$0	\$0	\$0	\$0	\$0	\$0	\$14,180	0.4%
Pending Closeout Water Projects Total	\$1,656	\$244	\$0	\$0	\$0	\$0	\$0	\$0	\$0	\$1,900	0.053%
Total	\$377,161	\$247,446	\$252,973	\$212,568	\$174,484	\$179,831	\$160,802	\$1,980,193	\$980,659	\$3,585,458	100%

3.5 WASTEWATER PROJECTS BY STATUS

All financial figures are in thousands of dollars (\$1,000's). The Project Status column shows which projects are Active (A), Future Planned (FP), or Pending Closeout (PC). Projects that have been Reclassified to a different number, Closed, or Cancelled are not shown in this list; a list of Closed projects can be found in Section 2.2. For projects in the "Centralized Services" category (CIP number begins with 3), only portions of projects funded by the wastewater planned spend are included in this section.

WASTEWATER CIP PROJECTS: ACTIVE, RANKED BY 5-YEAR CIP TOTAL

Financial figures are in thousands of dollars (\$1,000's)

Score Note: * Denotes a CIP project that is a Program. For projects with no score, see Appendices for PM Scores

CIPNumber	Title	Project Status	Year Added	Lifetime Actual Thru FY 2022	FY 2023	FY 2024	FY 2025	FY 2026	FY 2027	FY 2028	FY 2029 & Beyond	2024-2028 CIP Total	Project Total	Percent of W/S CIP	RC SCORE
232002	Freud & Conner Creek Pump Station Improvements	Project Execution - Design	2016	\$16,571	\$3,563	\$21,814	\$26,206	\$29,461	\$29,461	\$17,433	\$413,989	\$124,375	\$558,498	15%	94.1
211006	WRRF PS No. 1 Improvements	Active - Pre-Procurement - Construction	2016	\$6,015	\$5,495	\$16,017	\$13,722	\$13,722	\$13,722	\$13,760	\$9,612	\$70,943	\$92,065	2.5%	78.6
211007	WRRF PS #2 Bar Racks Replacements and Grit Collection System Improvements	Project Execution - Design	2016	\$5,318	\$2,606	\$4,793	\$14,363	\$14,363	\$14,363	\$14,402	\$24,043	\$62,283	\$94,250	2.6%	75.7
216008	Rehabilitation of Screened Final Effluent (SFE) Pump Station	Project Execution - Design	2018	\$1,665	\$3,509	\$2,707	\$19,518	\$19,518	\$17,058	\$0	\$0	\$58,801	\$63,975	1.7%	63.2
212008	WRRF Aeration Improvements 1 and 2	Active - Procurement - Design	2017	\$968	\$2,374	\$10,877	\$10,848	\$10,848	\$10,848	\$10,877	\$19,942	\$54,297	\$77,582	2.1%	76.3
260701*	Conveyance System Infrastructure Improvements	Active - Procurement - Construction	2021	\$2,241	\$11,237	\$16,997	\$13,829	\$9,829	\$3,797	\$0	\$0	\$44,451	\$57,929	1.6%	N/A
260204*	Conveyance System Engineering Services-1802575	Active - Procurement - Construction	2013	\$1,923	\$13,573	\$16,380	\$16,335	\$7,340	\$0	\$0	\$0	\$40,054	\$55,551	1.5%	N/A
222002	Detroit River Interceptor (DRI) Evaluation and Rehabilitation	Project Execution - Construction	2016	\$42,279	\$12,711	\$12,623	\$12,589	\$11,261	\$164	\$2,225	\$19,707	\$38,863	\$113,560	3.1%	66.4
260510*	Conveyance System Repairs (Outfalls)	Project Execution - Design	2020	\$903	\$1,178	\$4,876	\$9,297	\$11,797	\$6,699	\$912	\$0	\$33,581	\$35,662	0.97%	N/A

CIPNumber	Title	Project Status	Year Added	Lifetime Actual Thru FY 2022	FY 2023	FY 2024	FY 2025	FY 2026	FY 2027	FY 2028	FY 2029 & Beyond	2024-2028 CIP Total	Project Total	Percent of W/S CIP	RC SCORE
260206*	Conveyance System Repairs (Sewers)	Project Execution - Design	2020	\$396	\$2,102	\$8,167	\$7,480	\$3,004	\$4,707	\$4,627	\$4,033	\$27,985	\$34,516	0.94%	N/A
273001	Hubbell Southfield CSO Facility Improvements	Active - Procurement - Design	2021	\$425	\$104	\$228	\$2,971	\$2,521	\$3,082	\$10,712	\$32,896	\$19,514	\$52,939	1.4%	75.7
260209*	Sewer Rehabilitation and Repair	Project Execution - Construction	2021	\$4	\$5,671	\$6,850	\$6,266	\$6,234	\$0	\$0	\$0	\$19,350	\$25,025	0.68%	N/A
216006	Assessment and Rehabilitation of WRRF yard piping and underground utilities	Project Execution - Construction	2017	\$3,762	\$6,958	\$7,804	\$7,782	\$0	\$0	\$0	\$0	\$15,586	\$26,305	0.72%	79
216011	WRRF Structural Improvements	Active - Procurement - Negotiation Phase - Design	2020	\$25	\$2,614	\$3,168	\$3,159	\$3,159	\$3,030	\$0	\$0	\$12,517	\$15,156	0.41%	64.4
270004	Oakwood and Leib CSO Facilities Improvement Project	Active - Procurement - Board Approved - Design	2020	\$70	\$1,757	\$2,183	\$1,316	\$2,675	\$3,066	\$3,074	\$2,411	\$12,314	\$16,552	0.45%	79.4
277001	Baby Creek Outfall Improvements Project	Active - Procurement - Negotiation Phase - Construction	2019	\$1,552	\$2,510	\$3,199	\$3,190	\$3,190	\$2,194	\$0	\$0	\$11,772	\$15,835	0.43%	80.1
270006	CSO Facilities Improvements II	Active - Procurement - Design	2021	\$60	\$453	\$886	\$562	\$19	\$2,398	\$5,139	\$5,280	\$9,005	\$14,797	0.4%	61
260600	CSO FACILITIES IMPROVEMENT PROGRAM	Project Execution - Design	2017	\$0	\$916	\$2,111	\$1,604	\$1,604	\$1,604	\$1,609	\$1,020,742	\$8,533	\$1,030,191	28%	N/A
213006	WRRF Improvements to Sludge Feed Pumps at Dewatering Facilities	Active - Procurement - Design	2016	\$297	\$192	\$1,050	\$413	\$1,604	\$2,182	\$1,919	\$0	\$7,168	\$7,657	0.21%	76.6
260200	Sewer and Interceptor Rehabilitation Program	Project Execution - Construction	2013	\$0	\$0	\$17	\$17	\$17	\$1,972	\$4,910	\$12,184	\$6,933	\$19,117	0.52%	N/A

CIPNumber	Title	Project Status	Year Added	Lifetime Actual Thru FY 2022	FY 2023	FY 2024	FY 2025	FY 2026	FY 2027	FY 2028	FY 2029 & Beyond	2024-2028 CIP Total	Project Total	Percent of W/S CIP	RC SCORE
260210*	Rehabilitation of GLWA Sewers; Ashland Relief, Linwood, Lonyo, Second Avenue, and Shiawassee	Active - Procurement - Design	2022	\$0	\$1,217	\$1,470	\$1,466	\$1,466	\$1,466	\$38	\$30,113	\$5,904	\$37,235	1%	N/A
260207*	Rehabilitation of Woodward Sewer Systems	Project Execution - Construction	2021	\$3,577	\$10,942	\$5,784	\$0	\$0	\$0	\$0	\$0	\$5,784	\$20,303	0.55%	N/A
260802*	2022 WRRF Roof Improvements Project	Project Execution - Design	2023	\$45	\$174	\$2,338	\$2,289	\$0	\$0	\$0	\$0	\$4,627	\$4,845	0.13%	N/A
260619*	Control System Upgrade - St Aubin, Lieb & Mile	Active - Procurement - Board Approved - Design	2017	\$63	\$2,949	\$3,562	\$998	\$0	\$0	\$0	\$0	\$4,561	\$7,573	0.21%	N/A
260508*	B-39 Outfall Rehabilitation	Project Execution - Construction	2021	\$873	\$5,094	\$4,370	\$0	\$0	\$0	\$0	\$0	\$4,370	\$10,337	0.28%	N/A
260205*	NWI Rehabilitation	Project Execution - Construction	2021	\$335	\$3,348	\$4,041	\$11	\$0	\$0	\$0	\$0	\$4,052	\$7,734	0.21%	N/A
260614*	Structural Inspection & Structural Improvements	Project Execution - Construction	2017	\$7,202	\$3,088	\$2,433	\$1,245	\$0	\$0	\$0	\$0	\$3,678	\$13,967	0.38%	N/A
260903*	WRRF Front Entrance Rehabilitation	Project Execution - Design	2021	\$137	\$405	\$2,467	\$991	\$0	\$0	\$0	\$0	\$3,458	\$4,000	0.11%	N/A
270003	Long Term CSO Control Plan	Project Execution - Design	2019	\$4,818	\$4,497	\$2,345	\$947	\$0	\$0	\$0	\$0	\$3,292	\$12,607	0.34%	88
260904*	WRRF 3rd Floor Renovation	Active - Procurement - Design	2022	\$3	\$174	\$13	\$409	\$2,139	\$682	\$0	\$0	\$3,243	\$3,421	0.093%	N/A
260800	WRRF ROOF REPLACEMENT FOR MULTIPLE FACILITIES PROGRAM	Project Execution - Design	2018	\$0	\$0	\$0	\$0	\$0	\$519	\$2,222	\$12,092	\$2,741	\$14,833	0.4%	N/A
232001	Fairview Pumping Station - Replace Four Sanitary Pumps	Project Execution - Construction	2011	\$38,787	\$4,840	\$2,497	\$0	\$0	\$0	\$0	\$0	\$2,497	\$46,124	1.3%	63.6
260900	WRRF Facility Optimization Program	Project Execution - Design	2021	\$0	\$43	\$52	\$52	\$52	\$52	\$2,187	\$83,333	\$2,395	\$85,771	2.3%	N/A

CIPNumber	Title	Project Status	Year Added	Lifetime Actual Thru FY 2022	FY 2023	FY 2024	FY 2025	FY 2026	FY 2027	FY 2028	FY 2029 & Beyond	2024-2028 CIP Total	Project Total	Percent of W/S CIP	RC SCORE
260905*	WRRF Plumbing Shop Renovation - 260905	Project Execution - Design	2022	\$0	\$78	\$1,586	\$525	\$0	\$0	\$0	\$0	\$2,111	\$2,189	0.06%	N/A
260901*	Rehabilitation of HAZMAT Facility at WRRF	Active - Procurement - Construction	2022	\$227	\$21	\$1,412	\$698	\$0	\$0	\$0	\$0	\$2,110	\$2,359	0.064%	N/A
260702*	Pump Station Assets Updates	Active - Pre-Procurement - Construction	2022	\$0	\$0	\$0	\$0	\$0	\$1,006	\$1,008	\$8,051	\$2,014	\$10,065	0.27%	N/A
211009	WRRF Rehabilitation of the Circular Primary Clarifier Scum Removal System	Project Execution - Design	2017	\$202	\$307	\$40	\$40	\$40	\$1,176	\$490	\$20,436	\$1,785	\$22,729	0.62%	76.6
260201*	CON-149, Emergency Sewer Repair	Project Execution - Construction	2013	\$34,925	\$4,154	\$1,298	\$216	\$0	\$0	\$0	\$0	\$1,514	\$40,593	1.1%	N/A
211008	WRRF Rehabilitation of Ferric Chloride Feed System in PS-1 and Complex B Sludge Lines	Project Execution - Construction	2017	\$5,488	\$5,735	\$1,459	\$0	\$0	\$0	\$0	\$0	\$1,459	\$12,682	0.35%	78.3
260902*	WRRF 4th Floor Renovation	Project Execution - Construction	2021	\$65	\$2,204	\$1,031	\$0	\$0	\$0	\$0	\$0	\$1,031	\$3,299	0.09%	N/A
260623*	CSO Baby Creek Screen Rehabilitation	Project Execution - Construction	2021	\$23	\$1,449	\$921	\$0	\$0	\$0	\$0	\$0	\$921	\$2,393	0.065%	N/A
260700	Sewer System Infrastructure Improvements and Pumping Stations	Project Execution - Design	2017	\$0	\$40	\$49	\$49	\$49	\$49	\$49	\$742	\$243	\$1,025	0.028%	N/A
211002	WRRF PS No. 2 Pumping Improvements - Phase 1	Project Execution - Construction	2003	\$2,634	\$956	\$137	\$0	\$0	\$0	\$0	\$0	\$137	\$3,728	0.1%	N/A
213007	WRRF Modification to Incinerator Sludge Feed Systems at Complex -II	Project Execution - Construction	2016	\$21,789	\$2,276	\$0	\$0	\$0	\$0	\$0	\$0	\$0	\$24,065	0.66%	96.2
216004	Rehabilitation of Various Sampling Sites and PS#2 Ferric Chloride System at WRRF	Project Execution - Construction	2010	\$6,339	\$2,003	\$0	\$0	\$0	\$0	\$0	\$0	\$0	\$8,342	0.23%	94.7
222001	Oakwood District Intercommunity Relief Sewer Modification at Oakwood District	Project Execution - Design	2014	\$1,813	\$547	\$0	\$0	\$0	\$0	\$0	\$79,069	\$0	\$81,428	2.2%	62.7

CIPNumber	Title	Project Status	Year Added	Lifetime Actual Thru FY 2022	FY 2023	FY 2024	FY 2025	FY 2026	FY 2027	FY 2028	FY 2029 & Beyond	2024-2028 CIP Total	Project Total	Percent of W/S CIP	RC SCORE
260603*	Conner Creek CSO RTB Automation Improvements	Pending Closeout	2017	\$7,741	\$242	\$0	\$0	\$0	\$0	\$0	\$0	\$0	\$7,984	0.22%	N/A
260618*	Oakwood HVAC Project	Project Execution - Construction	2017	\$4,850	\$1,982	\$0	\$0	\$0	\$0	\$0	\$0	\$0	\$6,832	0.19%	N/A
260620*	Baby Creek Roof Replacement	Pending Closeout	2021	\$611	\$441	\$0	\$0	\$0	\$0	\$0	\$0	\$0	\$1,052	0.029%	N/A
260622*	CSO Emergency Generator Improvements	Project Execution - Construction	2021	\$95	\$1,155	\$0	\$0	\$0	\$0	\$0	\$0	\$0	\$1,250	0.034%	N/A
270001	Pilot CSO Netting Facility	Active - Pre-Procurement - Design	2019	\$0	\$0	\$0	\$0	\$0	\$0	\$0	\$35,034	\$0	\$35,034	0.95%	89.6
276002	Replacement of Make-up Air Unit No. 2 at Conner Creek CSO Facility	Project Execution - Construction	2022	\$8	\$305	\$0	\$0	\$0	\$0	\$0	\$0	\$0	\$313	0.0085%	92.5

WASTEWATER CIP PROJECTS: FUTURE PLANNED, RANKED BY PRIORITIZATION SCORE

Financial figures are in thousands of dollars (\$1,000's)

Score Note: * Denotes a CIP project that is a Program. For projects with no score, see Appendices for PM Scores

CIPNumber	Title	Project_Status	Year_Added	Lifetime Actual Thru FY 2022	FY 2023	FY 2024	FY 2025	FY 2026	FY 2027	FY 2028	FY 2029 & Beyond	2024-2028 CIP Total	Project Total	Percent of W/S CIP	RC SCORE
211010	Rehabilitation of Sludge Processing Complexes A and B	Future Planned - Within 5 Year Plan	2019	\$94	\$0	\$0	\$0	\$1,685	\$768	\$3,930	\$15,627	\$6,383	\$22,104	0.6%	89.7
212010	WRRF Conversion of Disinfection of all Flow to Sodium Hypochlorite and Sodium Bisulfite	Future Planned - Ten-Year CIP	2019	\$0	\$0	\$0	\$0	\$0	\$0	\$0	\$6,232	\$0	\$6,232	0.17%	89.7
270002	Meldrum Sewer Diversion and VR-15 Improvements	Future Planned - Within 5 Year Plan	2019	\$0	\$0	\$0	\$0	\$0	\$936	\$1,641	\$3,277	\$2,577	\$5,854	0.16%	88.7
233003	Rouge River In-system Storage Devices	Future Planned - Within 5 Year Plan	2019	\$0	\$0	\$0	\$0	\$0	\$0	\$0	\$46,436	\$0	\$46,436	1.3%	88.2
213009	WRRF Biosolids Processing Improvements	Future Planned - Within 5 Year Plan	2021	\$0	\$0	\$0	\$0	\$642	\$1,436	\$1,439	\$195,907	\$3,517	\$199,423	5.4%	79.6
211011	WRRF PS1 Screening and Grit Improvements	Future Planned - Ten-Year CIP	2019	\$0	\$529	\$1,637	\$1,633	\$600	\$49	\$1,509	\$92,135	\$5,429	\$98,092	2.7%	77.5
211005	WRRF PS No. 2 Improvements Phase II	Future Planned - Within 5 Year Plan	2014	\$15	\$454	\$1,637	\$4,187	\$2,454	\$42	\$42	\$69,459	\$8,363	\$78,290	2.1%	77.4
212009	WRRF Aeration Improvements 3 and 4	Future Planned - Ten-Year CIP	2019	\$0	\$0	\$0	\$0	\$0	\$0	\$0	\$69,528	\$0	\$69,528	1.9%	76.3
270008	Flushing System Improvements at Conner Creek and St. Aubin CSO Facilities	Future Planned - Within 5 Year Plan	2021	\$0	\$0	\$0	\$59	\$324	\$324	\$163	\$6,200	\$870	\$7,070	0.19%	74.4
277002	Baby Creek CSO Facility Influent Flushing System	Future Planned - Ten-Year CIP	2021	\$0	\$0	\$0	\$0	\$0	\$0	\$0	\$745	\$0	\$745	0.02%	72.3
270014	Conversion to Complete Capture Basin at Puritan Fenkell and Seven Mile CSO Facilities	Future Planned - Ten-Year CIP	2021	\$0	\$0	\$0	\$0	\$0	\$0	\$39	\$4,443	\$39	\$4,482	0.12%	72
270011	HVAC Improvements at Conner Creek and Belle Isle CSO Facilities	Future Planned - Ten-Year CIP	2021	\$0	\$0	\$0	\$0	\$0	\$0	\$0	\$418	\$0	\$418	0.011%	70.5
222008	North Interceptor East Arm (NIEA) 7 Mile Road Diversion Structure	Future Planned - Within 5 Year Plan	2023	\$0	\$2,479	\$2,521	\$0	\$0	\$0	\$0	\$0	\$2,521	\$5,000	0.14%	63.9
232004	CONDITION ASSESSMENT AT BLUE HILL PUMP STATION	Future Planned - Within 5 Year Plan	2019	\$0	\$258	\$0	\$0	\$0	\$0	\$0	\$0	\$0	\$258	0.007%	60.6
213008	WRRF Rehabilitation of the Ash Handling Systems	Future Planned - Within 5 Year Plan	2017	\$151	\$0	\$0	\$0	\$549	\$549	\$85	\$5,851	\$1,182	\$7,184	0.2%	59.5

CIPNumber	Title	Project_Status	Year_Added	Lifetime Actual Thru FY 2022	FY 2023	FY 2024	FY 2025	FY 2026	FY 2027	FY 2028	FY 2029 & Beyond	2024-2028 CIP Total	Project Total	Percent of W/S CIP	RC SCORE
270012	Control System Upgrades at Conner Creek, Oakwood, and Puritan Fenkell CSO Facilities	Future Planned - Within 5 Year Plan	2021	\$0	\$0	\$0	\$0	\$0	\$65	\$337	\$5,573	\$402	\$5,975	0.16%	59
270010	HVAC Improvements at Puritan Fenkell and Seven Mile CSO Facilities	Future Planned - Within 5 Year Plan	2021	\$0	\$0	\$16	\$86	\$85	\$91	\$500	\$746	\$777	\$1,522	0.041%	57.8
270007	Disinfection System Improvements at Baby Creek, Belle Isle, Conner Creek, and Puritan Fenkell CSO Facilities	Future Planned - Within 5 Year Plan	2021	\$0	\$0	\$0	\$201	\$1,081	\$1,081	\$1,084	\$4,842	\$3,449	\$8,291	0.23%	57
270013	Facility Improvements at Puritan Fenkell and Seven Mile CSO Facilities	Future Planned - Ten-Year CIP	2021	\$0	\$0	\$0	\$0	\$0	\$0	\$18	\$884	\$18	\$902	0.025%	56.8
270009	Site Improvements at St. Aubin, Belle Isle, and Baby Creek CSO Facilities	Future Planned - Within 5 Year Plan	2021	\$0	\$0	\$0	\$0	\$0	\$15	\$78	\$1,296	\$94	\$1,390	0.038%	54.6
273002	CSO Hubbell Southfield VR-8 Gate Improvements	Future Planned - Within 5 Year Plan	2021	\$0	\$0	\$0	\$0	\$0	\$20	\$101	\$1,665	\$120	\$1,786	0.049%	50.2
260500	CSO Outfall Rehabilitation	Future Planned - Within 5 Year Plan	2017	\$0	\$0	\$0	\$0	\$1,513	\$1,513	\$1,517	\$10,594	\$4,542	\$15,136	0.41%	N/A
261000	WRRF Rehabilitation of the Secondary Clarifiers	Future Planned - Within 5 Year Plan	2017	\$0	\$0	\$0	\$0	\$0	\$0	\$0	\$39,337	\$0	\$39,337	1.1%	N/A
261001*	WRRF Rehabilitation of the Secondary Clarifiers Phase 1	Future Planned - Within 5 Year Plan	2017	\$0	\$597	\$161	\$242	\$242	\$2,474	\$2,948	\$12,275	\$6,069	\$18,941	0.52%	N/A

WASTEWATER CIP PROJECT TOTALS

Financial figures are in thousands of dollars (\$1,000's)

Title	Lifetime Actual Thru FY 2022	FY 2023	FY 2024	FY 2025	FY 2026	FY 2027	FY 2028	FY 2029 & Beyond	2024-2028 CIP Total	Project Total	Percent of W/S CIP
Active Wastewater Projects Total	\$218,772	\$138,290	\$180,582	\$179,937	\$154,444	\$123,830	\$97,556	\$1,803,594	\$736,349	\$2,897,005	79%
Future Planned Wastewater Projects Total	\$261	\$5,534	\$7,442	\$7,875	\$10,640	\$10,828	\$15,470	\$623,582	\$52,255	\$681,632	19%
Listed as Cancelled/Closed/Reclassified	\$83,661	\$2,253	\$0	\$0	\$0	\$0	\$0	\$0	\$0	\$85,914	2.3%
Pending Closeout Wastewater Projects Total	\$8,352	\$683	\$0	\$0	\$0	\$0	\$0	\$0	\$0	\$9,035	0.25%
Total	\$311,046	\$146,760	\$188,024	\$187,812	\$165,085	\$134,658	\$113,026	\$2,427,176	\$788,604	\$3,673,587	100%

3.6. CENTRALIZED SERVICES PROJECTS

All financial figures are in thousands of dollars (\$1,000's). The planned spend column denotes whether this item is funded by the Water (W) or Wastewater (S). The Project Status column shows which projects are Active (A), Future Planned (FP), or Pending Closeout (PC). Projects that have been Reclassified to a different number, Closed, or Cancelled are not shown in this list; a list of Closed projects can be found in Section 2.2

CENTRALIZED SERVICES CIP PROJECTS

Financial figures are in thousands of dollars (\$1,000's)

CIP Budget	CIPNumber	Title	Project_Status	Year_ Added	Lifetime Actual Thru FY 2022	FY 2023	FY 2024	FY 2025	FY 2026	FY 2027	FY 2028	FY 2029 & Beyond	2024-2028 CIP Total	Project Total
Wastewater	341002	Security Infrastructure Improvements for Wastewater Facilities	Closed	2019	\$2,345	\$18	\$0	\$0	\$0	\$0	\$0	\$0	\$0	\$2,363
Water	341001	Security Infrastructure Improvements on Water Facilities	Closed	2019	\$5,258	\$1	\$0	\$0	\$0	\$0	\$0	\$0	\$0	\$5,259
Water	380700	As-Needed Geotechnical and Related Engineering Services	Project Execution - Design	2006	\$0	\$0	\$0	\$0	\$0	\$0	\$0	\$0	\$0	\$0
Water	381000	Power Quality: Electric Metering Improvement Program	Active - Pre-Procurement - Design	2016	\$0	\$489	\$1,069	\$1,066	\$0	\$0	\$0	\$0	\$2,135	\$2,624
Water	383300	Masonry Replacement and Rehabilitation Program	Future Planned - Ten-Year CIP	2020	\$0	\$0	\$0	\$0	\$0	\$0	\$23	\$24,977	\$23	\$25,000

Note: CIP Number 380700 Contract was exhausted in 2021

3.7. TEN-YEAR WATER OUTLOOK

In this section, you will find ten-year outlooks for CIP projects. These ten-year outlooks rely heavily on input from long-term needs assessments, master plans, and condition assessment documents. The planning horizon for these outlooks extend from FY2023 through FY2032. Projects within the 2024-2028 CIP that carry over into the FY2028+ are shown within the following tables by the anticipated fiscal year in which projected expenditures are anticipated.

Only project-level data will be provided within these outlooks. These are subject to change and are based upon the best available data at the time of compiling this report. The primary source of longer-term projects used for the 10-Year Water Outlook are from the 2015 Water Master Plan. In addition, it is anticipated that most programs will continue into the ten-year horizon. The project-level data can be seen below. In addition, a graphical representation of this summary is shown below.

WATER 10-YEAR OUTLOOK PROJECTS

Financial figures are in thousands of dollars (\$1,000's)

CIPNumber	Title	Lifetime Planned Spend	FY 2023	FY 2024	FY 2025	FY 2026	FY 2027	FY 2028	FY 2029	FY 2030	FY 2031	FY 2032	FY 2033	Total FY 2024-2028	Total FY 2029-2033	Total FY 2024-2033
111001	Lake Huron Water Treatment Plant, Low-Lift, High Lift and Filter Backwash Pumping System Improvements	\$141,373	\$2,966	\$618	\$2,910	\$6,291	\$24,242	\$13,770	\$28,079	\$24,016	\$18,120	\$17,442	\$0	\$47,831	\$87,657	\$135,489
111006	Lake Huron Water Treatment Plant, Filter Instrumentation and Raw Water Flow Metering Improvements	\$40,350	\$1,018	\$1,237	\$9,567	\$9,590	\$9,590	\$8,066	\$0	\$0	\$0	\$0	\$0	\$38,050	\$0	\$38,050
111008	Lake Huron Water Treatment Plant, Architectural Programming for Laboratory and Admin Building Improvements	\$782	\$0	\$0	\$0	\$0	\$0	\$0	\$0	\$0	\$0	\$0	\$0	\$0	\$0	\$0
111009	Lake Huron Water Treatment Plant - High Lift Pumping, Water Production Flow Metering and Yard Piping Improvements	\$31,153	\$9,526	\$12,243	\$6,325	\$25	\$0	\$0	\$0	\$0	\$0	\$0	\$0	\$18,593	\$0	\$18,593
111010	Filtration Improvements	\$58,639	\$0	\$0	\$0	\$0	\$0	\$1,217	\$1,217	\$1,582	\$13,591	\$13,628	\$13,591	\$1,217	\$43,608	\$44,825
111011	Lake Huron WTP Pilot Plant	\$3,268	\$1,031	\$0	\$0	\$0	\$0	\$0	\$0	\$0	\$0	\$0	\$0	\$0	\$0	\$0
111012	LHWTP-Flocculation Improvements	\$51,331	\$1,700	\$6,702	\$12,006	\$12,006	\$12,006	\$6,447	\$0	\$0	\$0	\$0	\$0	\$49,168	\$0	\$49,168
112003	Northeast Water Treatment Plant High-Lift Pumping Station Improvements	\$172,269	\$613	\$2,764	\$2,756	\$11,654	\$10,415	\$10,443	\$10,415	\$10,415	\$13,715	\$13,743	\$958	\$38,032	\$49,245	\$87,277
112006	Northeast Water Treatment Plant Flocculator Replacements	\$13,382	\$2,389	\$2,876	\$2,868	\$2,868	\$2,048	\$0	\$0	\$0	\$0	\$0	\$0	\$10,660	\$0	\$10,660
112007	NEWTP-Header Galleries and Washwater Building Structural Repair	\$6,685	\$0	\$140	\$2,178	\$2,178	\$2,178	\$12	\$0	\$0	\$0	\$0	\$0	\$6,685	\$0	\$6,685
113003	Southwest Water Treatment Plant, Low- and High-Lift Pumping Station, Flocculation and Filtration System Improvements	\$184,285	\$0	\$0	\$0	\$0	\$0	\$0	\$2,178	\$2,184	\$2,184	\$2,190	\$2,184	\$0	\$10,920	\$10,920
113006	Southwest Water Treatment Plant Chlorine Scrubber, Raw Water Screens & Related Improvements	\$7,628	\$5,132	\$14	\$0	\$0	\$0	\$0	\$0	\$0	\$0	\$0	\$0	\$14	\$0	\$14
113007	Southwest Water Treatment Plant Architectural and Building Mechanical Improvements	\$8,641	\$0	\$0	\$0	\$0	\$0	\$0	\$0	\$0	\$0	\$0	\$0	\$0	\$0	\$0

CIPNumber	Title	Lifetime Planned Spend	FY 2023	FY 2024	FY 2025	FY 2026	FY 2027	FY 2028	FY 2029	FY 2030	FY 2031	FY 2032	FY 2033	Total FY 2024-2028	Total FY 2029-2033	Total FY 2024-2033
113009	SW Flight and Chain Upgrades	\$3,027	\$1,435	\$1,592	\$0	\$0	\$0	\$0	\$0	\$0	\$0	\$0	\$0	\$1,592	\$0	\$1,592
114002	Springwells Water Treatment Plant, Low-Lift and High-Lift Pumping Station Improvements	\$303,261	\$4,819	\$17,896	\$27,906	\$27,421	\$36,116	\$28,505	\$23,839	\$23,303	\$23,303	\$23,367	\$14,773	\$137,843	\$108,586	\$246,429
114005	Springwells Water Treatment Plant, Administration Building Improvements & Underground Fire Protection Loop	\$6,694	\$21	\$20	\$20	\$20	\$20	\$20	\$20	\$2,130	\$2,130	\$1,079	\$0	\$102	\$5,359	\$5,461
114007	Springwells Water Treatment Plant Powdered Activated Carbon System Improvements	\$4,034	\$0	\$0	\$0	\$0	\$0	\$6	\$632	\$907	\$2,489	\$0	\$0	\$6	\$4,028	\$4,034
114008	Springwells Water Treatment Plant 1930 Sedimentation Basin Sluice Gates, Guides & Hoists Improvements	\$14,116	\$2,339	\$0	\$0	\$0	\$0	\$0	\$0	\$0	\$0	\$0	\$0	\$0	\$0	\$0
114010	Springwells Water Treatment Plant, Yard Piping and High-Lift Header Improvements	\$218,799	\$286	\$0	\$0	\$0	\$0	\$0	\$11,353	\$22,933	\$38,290	\$41,129	\$53,841	\$0	\$167,547	\$167,547
114011	Springwells Water Treatment Plant Steam, Condensate Return, and Compressed Air Piping Improvements	\$27,987	\$2,632	\$1,133	\$0	\$0	\$0	\$0	\$0	\$0	\$0	\$0	\$0	\$1,133	\$0	\$1,133
114016	Springwells Water Treatment Plant 1958 Settled Water Conduits and Loading Dock Concrete Pavement Replacement	\$1,590	\$8	\$0	\$0	\$0	\$0	\$0	\$0	\$0	\$0	\$0	\$0	\$0	\$0	\$0
114017	Springwells Water Treatment Plant Flocculator Drive Replacements	\$25,355	\$3,280	\$7,910	\$7,888	\$5,381	\$0	\$0	\$0	\$0	\$0	\$0	\$0	\$21,179	\$0	\$21,179
114018	Springwells Water Treatment Plant - Service Building Electrical Substation and Miscellaneous Improvements	\$2,341	\$0	\$0	\$0	\$0	\$0	\$133	\$1,608	\$599	\$0	\$0	\$0	\$133	\$2,207	\$2,341
115001	Water Works Park Water Treatment Plant Yard Piping, Valves and Venturi Meters Replacement	\$56,073	\$10,275	\$9,019	\$8,995	\$8,995	\$6,752	\$0	\$0	\$0	\$0	\$0	\$0	\$33,761	\$0	\$33,761
115005	WWP WTP Building Ventilation Improvements	\$16,541	\$4,379	\$5,274	\$5,259	\$865	\$0	\$0	\$0	\$0	\$0	\$0	\$0	\$11,398	\$0	\$11,398
115006	Water Works Park Site/Civil Improvements	\$5,896	\$0	\$0	\$0	\$0	\$0	\$382	\$526	\$2,494	\$2,494	\$0	\$0	\$382	\$5,514	\$5,896
115007	Water Works Park High Lift Pumping Station Modernization	\$115,090	\$0	\$0	\$0	\$0	\$0	\$2,012	\$2,007	\$2,007	\$2,007	\$10,929	\$20,364	\$2,012	\$37,313	\$39,325
115009	Water Works Park Sedimentation Basins Structural Upgrades	\$16,846	\$0	\$0	\$0	\$0	\$0	\$1,664	\$5,349	\$5,349	\$4,484	\$0	\$0	\$1,664	\$15,182	\$16,846
116002	Pennsylvania and Springwells Raw Water Supply Tunnel Improvements	\$99,063	\$15,013	\$16,052	\$11,885	\$0	\$0	\$0	\$0	\$0	\$0	\$0	\$0	\$27,937	\$0	\$27,937
116005	Belle Isle Seawall Rehabilitation	\$1,175	\$455	\$719	\$0	\$0	\$0	\$0	\$0	\$0	\$0	\$0	\$0	\$719	\$0	\$719
116006	Belle Isle Intake System Rehabilitation and Improvements	\$2,222	\$0	\$0	\$0	\$0	\$0	\$712	\$706	\$402	\$402	\$0	\$0	\$712	\$1,510	\$2,222
116007	System Electrical Power Improvements	\$4,010	\$1,978	\$2,032	\$0	\$0	\$0	\$0	\$0	\$0	\$0	\$0	\$0	\$2,032	\$0	\$2,032
122003	Water Works Park to Northeast Transmission Main	\$290,882	\$16,747	\$2,812	\$2,804	\$2,804	\$2,804	\$2,812	\$148	\$148	\$148	\$148	\$148	\$14,037	\$741	\$14,777
122004	96-inch Water Transmission Main Relocation and Isolation Valve Installations	\$262,220	\$38,052	\$78,841	\$59,315	\$20,773	\$20,773	\$23,888	\$4,358	\$0	\$0	\$0	\$0	\$203,589	\$4,358	\$207,947
122005	Schoolcraft Road Water Transmission Main	\$17,045	\$2,313	\$0	\$0	\$0	\$0	\$0	\$0	\$0	\$0	\$0	\$0	\$0	\$0	\$0
122006	Wick Road Water Transmission Main	\$25,870	\$3,362	\$0	\$0	\$0	\$0	\$0	\$0	\$0	\$0	\$0	\$0	\$0	\$0	\$0
122007	Merriman Road Water Transmission Main Loop	\$26,209	\$0	\$0	\$0	\$0	\$0	\$1,008	\$1,006	\$323	\$4,339	\$4,880	\$4,867	\$1,008	\$15,414	\$16,423
122011	Park-Merriman Road Water Transmission Main	\$11,564	\$3,195	\$0	\$0	\$0	\$0	\$0	\$0	\$0	\$0	\$0	\$0	\$0	\$0	\$0
122013	14 Mile Transmission Main Loop	\$115,502	\$52,234	\$34,589	\$0	\$0	\$0	\$0	\$0	\$0	\$0	\$0	\$0	\$34,589	\$0	\$34,589
122016	Downriver Transmission Main Loop	\$67,502	\$287	\$10,814	\$10,784	\$10,784	\$10,784	\$10,814	\$10,784	\$0	\$0	\$0	\$0	\$53,980	\$10,784	\$64,764

CIPNumber	Title	Lifetime Planned Spend	FY 2023	FY 2024	FY 2025	FY 2026	FY 2027	FY 2028	FY 2029	FY 2030	FY 2031	FY 2032	FY 2033	Total FY 2024-2028	Total FY 2029-2033	Total FY 2024-2033
122017	7 Mile/Nevada Transmission Main Rehab and Carrie/Nevada Flow Control Station	\$65,552	\$2,207	\$1,280	\$33	\$33	\$33	\$33	\$33	\$33	\$33	\$33	\$33	\$1,412	\$166	\$1,578
122018	Garland, Hurlbut, Bewick Water Transmission System Rehabilitation	\$35,422	\$3,270	\$3,118	\$34	\$34	\$34	\$34	\$34	\$34	\$34	\$34	\$34	\$3,253	\$169	\$3,423
122019	Jefferson Main Replacement Project	\$40,136	\$534	\$96	\$19,753	\$19,753	\$0	\$0	\$0	\$0	\$0	\$0	\$0	\$39,602	\$0	\$39,602
132007	Energy Management: Freeze Protection Pump Installation at Imlay Pump Station	\$5,747	\$3,783	\$859	\$0	\$0	\$0	\$0	\$0	\$0	\$0	\$0	\$0	\$859	\$0	\$859
132010	West Service Center Pumping Station - Reservoir, Reservoir Pumping, and Division Valve Upgrades	\$45,621	\$10,684	\$6,547	\$215	\$0	\$0	\$0	\$0	\$0	\$0	\$0	\$0	\$6,762	\$0	\$6,762
132012	Ypsilanti Booster Pumping Station Improvements	\$42,154	\$1,738	\$25	\$25	\$25	\$25	\$25	\$25	\$25	\$781	\$849	\$10,422	\$124	\$12,102	\$12,225
132014	Adams Road Pumping Station Improvements	\$61,759	\$0	\$0	\$0	\$0	\$0	\$1,264	\$1,261	\$1,261	\$1,594	\$14,996	\$13,767	\$1,264	\$32,878	\$34,142
132015	Newburgh Road Booster Pumping Station Improvements	\$45,690	\$60	\$36	\$36	\$36	\$36	\$36	\$5,643	\$9,828	\$9,828	\$9,855	\$9,801	\$182	\$44,954	\$45,136
132016	North Service Center Pumping Station Improvements	\$76,013	\$109	\$222	\$222	\$8,594	\$19,141	\$19,193	\$19,141	\$9,020	\$0	\$0	\$0	\$47,372	\$28,160	\$75,532
132018	Schoolcraft Pumping Station Improvements	\$24,691	\$0	\$0	\$0	\$0	\$0	\$0	\$0	\$0	\$0	\$0	\$0	\$0	\$0	\$0
132019	Wick Road Pumping Station Improvements	\$24,780	\$0	\$0	\$0	\$0	\$0	\$6	\$2,249	\$2,249	\$1,666	\$9,289	\$9,264	\$6	\$24,717	\$24,723
132020	Franklin Pumping Station Improvements	\$4,918	\$0	\$0	\$0	\$0	\$0	\$723	\$1,397	\$1,352	\$1,352	\$0	\$0	\$723	\$4,102	\$4,825
132021	Imlay Pumping Station Improvements	\$137,968	\$0	\$0	\$0	\$0	\$0	\$0	\$0	\$0	\$13,692	\$17,756	\$17,707	\$0	\$49,155	\$49,155
132022	Joy Road Pumping Station Improvements	\$39,857	\$0	\$0	\$0	\$0	\$0	\$0	\$0	\$0	\$0	\$0	\$0	\$0	\$0	\$0
170109	GLWA-CS-187: FK Eng: Raw Water Intake	\$1,900	\$244	\$0	\$0	\$0	\$0	\$0	\$0	\$0	\$0	\$0	\$0	\$0	\$0	\$0
170300	Water Treatment Plant Automation Program	\$23,317	\$0	\$0	\$0	\$0	\$0	\$0	\$6,219	\$6,821	\$6,821	\$3,457	\$0	\$0	\$23,317	\$23,317
170302	SW SCADA System Upgrade	\$8,311	\$7,170	\$0	\$0	\$0	\$0	\$0	\$0	\$0	\$0	\$0	\$0	\$0	\$0	\$0
170303	Power Monitoring Installation for Water Treatment Plants	\$1,906	\$190	\$0	\$0	\$0	\$0	\$0	\$0	\$0	\$0	\$0	\$0	\$0	\$0	\$0
170304	WWP Scada Infrastructure Upgrade	\$581	\$320	\$0	\$0	\$0	\$0	\$0	\$0	\$0	\$0	\$0	\$0	\$0	\$0	\$0
170305	WWP SCADA Network Upgrade	\$7,542	\$0	\$0	\$0	\$0	\$0	\$0	\$4,714	\$2,828	\$0	\$0	\$0	\$0	\$7,542	\$7,542
170306	SPW SCADA PLC Network Upgrade	\$3,341	\$963	\$2,379	\$0	\$0	\$0	\$0	\$0	\$0	\$0	\$0	\$0	\$2,379	\$0	\$2,379
170307	NE SCADA Network Upgrade	\$3,112	\$0	\$0	\$0	\$0	\$0	\$0	\$0	\$593	\$2,519	\$0	\$0	\$0	\$3,112	\$3,112
170400	Water Transmission Improvement Program	\$32,175	\$0	\$0	\$0	\$0	\$0	\$557	\$574	\$556	\$556	\$558	\$556	\$557	\$2,801	\$3,358
170500	Transmission System Valve Rehabilitation and Replacement Program	\$32,969	\$0	\$1,617	\$1,612	\$1,612	\$3,261	\$3,270	\$3,261	\$3,261	\$3,261	\$3,270	\$3,257	\$11,371	\$16,309	\$27,680
170502	Transmission System Valve Rehabilitation and Replacement Program	\$5,654	\$8	\$9	\$9	\$9	\$9	\$0	\$0	\$0	\$0	\$0	\$0	\$37	\$0	\$37
170503	Transmission System Valve Replacement	\$18,490	\$14,597	\$730	\$0	\$0	\$0	\$0	\$0	\$0	\$0	\$0	\$0	\$730	\$0	\$730
170504	Transmission Mains Valves and Urgent	\$11,000	\$1,021	\$448	\$447	\$447	\$122	\$0	\$0	\$0	\$0	\$0	\$0	\$1,465	\$0	\$1,465
170600	Linear System Integrity Program	\$27,312	\$3	\$31	\$31	\$31	\$31	\$4,539	\$4,527	\$4,527	\$4,527	\$4,539	\$4,527	\$4,663	\$22,646	\$27,309
170601	Linear System Integrity Program	\$9,850	\$482	\$109	\$109	\$5,849	\$3,301	\$0	\$0	\$0	\$0	\$0	\$0	\$9,368	\$0	\$9,368
170800	System-Wide Finished Water Reservoir Inspection, Design and Rehabilitation	\$127	\$12	\$14	\$14	\$14	\$14	\$14	\$14	\$14	\$14	\$0	\$0	\$72	\$43	\$115

CIPNumber	Title	Lifetime Planned Spend	FY 2023	FY 2024	FY 2025	FY 2026	FY 2027	FY 2028	FY 2029	FY 2030	FY 2031	FY 2032	FY 2033	Total FY 2024-2028	Total FY 2029-2033	Total FY 2024-2033
170801	Reservoir Inspection, Design and Construction Project at Imlay Station, Lake Huron Water Treatment Plant, Springwells Water Treatment Plant, And Southwest Water Treatment Plant	\$27,942	\$6,313	\$3,550	\$0	\$0	\$0	\$0	\$0	\$0	\$0	\$0	\$0	\$3,550	\$0	\$3,550
170802	Reservoir Inspection, Design, and Construction Management Services Phase II	\$47,175	\$3,067	\$12,333	\$12,299	\$12,299	\$7,177	\$0	\$0	\$0	\$0	\$0	\$0	\$44,108	\$0	\$44,108
170803	Reservoir Inspection, Design, and Construction Management Services Phase III	\$94,432	\$0	\$0	\$0	\$897	\$3,695	\$11,940	\$11,907	\$11,907	\$11,907	\$11,940	\$11,907	\$16,531	\$59,568	\$76,099
170900	Suburban Water Meter Pit Rehabilitation and Meter Replacement	\$28,108	\$0	\$0	\$0	\$0	\$2,027	\$4,027	\$2,752	\$2,752	\$2,752	\$2,759	\$2,752	\$6,055	\$13,766	\$19,821
170901	Suburban Water Meter Pit Rehabilitation and Meter Replacement	\$12,522	\$2,506	\$0	\$0	\$0	\$0	\$0	\$0	\$0	\$0	\$0	\$0	\$0	\$0	\$0
170902	Brownstown Meter Pit	\$222	\$136	\$0	\$0	\$0	\$0	\$0	\$0	\$0	\$0	\$0	\$0	\$0	\$0	\$0
170904	Wholesale Water Meterpit Rehabilitation and Meter Upgrade - Phase II	\$16,000	\$0	\$3,205	\$3,196	\$3,196	\$3,196	\$3,205	\$0	\$0	\$0	\$0	\$0	\$16,000	\$0	\$16,000
171500	Roof Replacement at WWP, SP, LH, NE, SW, NSC, Orion, Franklin, and Conner Creek Facilities	\$15,948	\$0	\$0	\$0	\$0	\$0	\$0	\$2,529	\$2,651	\$2,625	\$2,375	\$1,919	\$0	\$12,099	\$12,099
171502	Lake Huron and Southwest Roof Replacement	\$2,710	\$0	\$0	\$0	\$0	\$0	\$0	\$1,045	\$1,660	\$5	\$0	\$0	\$0	\$2,710	\$2,710
380700	As-Needed Geotechnical and Related Engineering Services	\$0	\$0	\$0	\$0	\$0	\$0	\$0	\$0	\$0	\$0	\$0	\$0	\$0	\$0	\$0
381000	Power Quality: Electric Metering Improvement Program	\$2,624	\$489	\$1,069	\$1,066	\$0	\$0	\$0	\$0	\$0	\$0	\$0	\$0	\$2,135	\$0	\$2,135
383300	Masonry Replacement and Rehabilitation Program	\$25,000	\$0	\$0	\$0	\$0	\$0	\$23	\$23	\$23	\$23	\$23	\$23	\$23	\$115	\$138

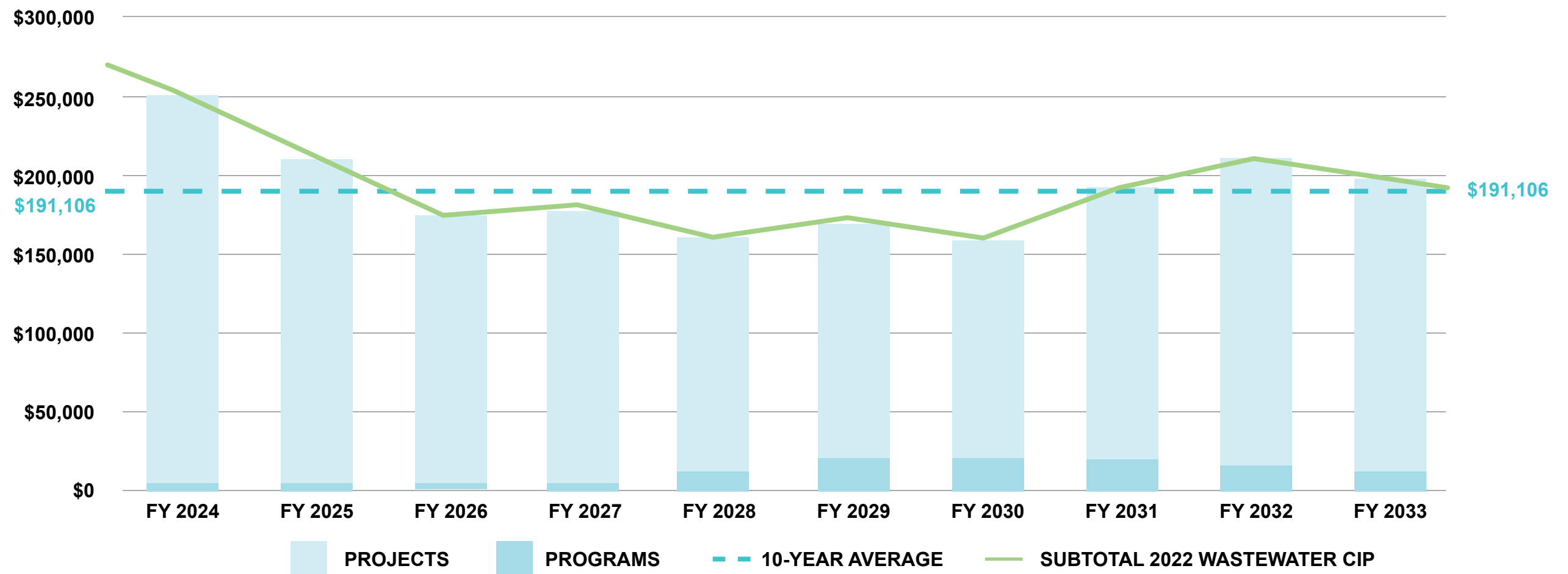
10 YEAR WATER CIP OUTLOOK

Financial figures are in thousands of dollars (\$1,000's)

	FY 2023	FY 2024	FY 2025	FY 2026	FY 2027	FY 2028	FY 2029	FY 2030	FY 2031	FY 2032	FY 2033
Program	\$504	\$2,731	\$2,723	\$1,657	\$5,333	\$12,431	\$19,899	\$20,604	\$20,579	\$16,981	\$13,034
*Project	\$246,887	\$250,243	\$209,845	\$172,827	\$174,498	\$148,372	\$151,671	\$139,580	\$171,106	\$193,288	\$183,661
Total	\$247,391	\$252,973	\$212,568	\$174,484	\$179,831	\$160,802	\$171,570	\$160,185	\$191,684	\$210,269	\$196,694

*Includes projects from programs

10-YEAR WATER CIP OUTLOOK



3.8. TEN-YEAR WASTEWATER OUTLOOK

In this section, you will find ten-year outlooks for CIP projects. These ten-year outlooks rely heavily on input from long-term needs assessments, master plans, and condition assessment documents. The planning horizon for these outlooks extend from FY2024 through FY2033. Projects within the 2024-2028 CIP that carry over into the FY2029+ are shown within the following tables by the anticipated fiscal year in which projected expenditures are anticipated. Only project level data will be provided within these outlooks. These are subject to change and are based upon the best available data at the time of compiling this report.

The primary source of long-term projects used for the 10-Year Wastewater Outlook are from the Regional Wastewater Master Plan Assessment and various condition assessments that have been performed. The project-level data used in the development of this outlook can be seen below. In addition, a graphical representation of this summary is shown below.

WASTEWATER 10-YEAR OUTLOOK PROJECTS

Financial figures are in thousands of dollars (\$1,000's)

CIPNumber	Title	Lifetime Planned Spend	FY 2023	FY 2024	FY 2025	FY 2026	FY 2027	FY 2028	FY 2029	FY 2030	FY 2031	FY 2032	FY 2033	Total FY 2024-2028	Total FY 2029-2033	Total FY 2024-2033
211002	WRRF PS No. 2 Pumping Improvements - Phase 1	\$3,728	\$956	\$137	\$0	\$0	\$0	\$0	\$0	\$0	\$0	\$0	\$0	\$137	\$0	\$137
211005	WRRF PS No. 2 Improvements Phase II	\$78,290	\$454	\$1,637	\$4,187	\$2,454	\$42	\$42	\$42	\$2,063	\$3,537	\$1,526	\$5,503	\$8,363	\$12,671	\$21,034
211006	WRRF PS No. 1 Improvements	\$92,065	\$5,495	\$16,017	\$13,722	\$13,722	\$13,722	\$13,760	\$9,299	\$313	\$0	\$0	\$0	\$70,943	\$9,612	\$80,555
211007	WRRF PS #2 Bar Racks Replacements and Grit Collection System Improvements	\$94,250	\$2,606	\$4,793	\$14,363	\$14,363	\$14,363	\$14,402	\$14,363	\$9,680	\$0	\$0	\$0	\$62,283	\$24,043	\$86,326
211008	WRRF Rehabilitation of Ferric Chloride Feed System in PS-1 and Complex B Sludge Lines	\$12,682	\$5,735	\$1,459	\$0	\$0	\$0	\$0	\$0	\$0	\$0	\$0	\$0	\$1,459	\$0	\$1,459
211009	WRRF Rehabilitation of the Circular Primary Clarifier Scum Removal System	\$22,729	\$307	\$40	\$40	\$40	\$1,176	\$490	\$7,642	\$7,642	\$5,151	\$0	\$0	\$1,785	\$20,436	\$22,220
211010	Rehabilitation of Sludge Processing Complexes A and B	\$22,104	\$0	\$0	\$0	\$1,685	\$768	\$3,930	\$5,209	\$5,209	\$5,209	\$0	\$0	\$6,383	\$15,627	\$22,010
211011	WRRF PS1 Screening and Grit Improvements	\$98,092	\$529	\$1,637	\$1,633	\$600	\$49	\$1,509	\$1,505	\$1,505	\$4,880	\$21,119	\$21,061	\$5,429	\$50,070	\$55,499
212008	WRRF Aeration Improvements 1 and 2	\$77,582	\$2,374	\$10,877	\$10,848	\$10,848	\$10,848	\$10,877	\$10,848	\$9,094	\$0	\$0	\$0	\$54,297	\$19,942	\$74,239
212009	WRRF Aeration Improvements 3 and 4	\$69,528	\$0	\$0	\$0	\$0	\$0	\$0	\$0	\$0	\$0	\$751	\$4,570	\$0	\$5,322	\$5,322
212010	WRRF Conversion of Disinfection of all Flow to Sodium Hypochlorite and Sodium Bisulfite	\$6,232	\$0	\$0	\$0	\$0	\$0	\$0	\$441	\$441	\$179	\$744	\$982	\$0	\$2,788	\$2,788
213006	WRRF Improvements to Sludge Feed Pumps at Dewatering Facilities	\$7,657	\$192	\$1,050	\$413	\$1,604	\$2,182	\$1,919	\$0	\$0	\$0	\$0	\$0	\$7,168	\$0	\$7,168
213007	WRRF Modification to Incinerator Sludge Feed Systems at Complex -II	\$24,065	\$2,276	\$0	\$0	\$0	\$0	\$0	\$0	\$0	\$0	\$0	\$0	\$0	\$0	\$0
213008	WRRF Rehabilitation of the Ash Handling Systems	\$7,184	\$0	\$0	\$0	\$549	\$549	\$85	\$1,595	\$1,595	\$1,595	\$1,066	\$0	\$1,182	\$5,851	\$7,033

CIPNumber	Title	Lifetime Planned Spend	FY 2023	FY 2024	FY 2025	FY 2026	FY 2027	FY 2028	FY 2029	FY 2030	FY 2031	FY 2032	FY 2033	Total FY 2024-2028	Total FY 2029-2033	Total FY 2024-2033
213009	WRRF Biosolids Processing Improvements	\$199,423	\$0	\$0	\$0	\$642	\$1,436	\$1,439	\$1,436	\$1,436	\$7,741	\$17,246	\$17,654	\$3,517	\$45,512	\$49,029
216004	Rehabilitation of Various Sampling Sites and PS#2 Ferric Chloride System at WRRF	\$8,342	\$2,003	\$0	\$0	\$0	\$0	\$0	\$0	\$0	\$0	\$0	\$0	\$0	\$0	\$0
216006	Assessment and Rehabilitation of WRRF yard piping and underground utilities	\$26,305	\$6,958	\$7,804	\$7,782	\$0	\$0	\$0	\$0	\$0	\$0	\$0	\$0	\$15,586	\$0	\$15,586
216008	Rehabilitation of Screened Final Effluent (SFE) Pump Station	\$63,975	\$3,509	\$2,707	\$19,518	\$19,518	\$17,058	\$0	\$0	\$0	\$0	\$0	\$0	\$58,801	\$0	\$58,801
216011	WRRF Structural Improvements	\$15,156	\$2,614	\$3,168	\$3,159	\$3,159	\$3,030	\$0	\$0	\$0	\$0	\$0	\$0	\$12,517	\$0	\$12,517
222001	Oakwood District Intercommunity Relief Sewer Modification at Oakwood District	\$81,428	\$547	\$0	\$0	\$0	\$0	\$0	\$0	\$0	\$22,547	\$22,609	\$22,547	\$0	\$67,703	\$67,703
222002	Detroit River Interceptor (DRI) Evaluation and Rehabilitation	\$113,560	\$12,711	\$12,623	\$12,589	\$11,261	\$164	\$2,225	\$4,297	\$4,297	\$4,297	\$4,309	\$2,508	\$38,863	\$19,707	\$58,570
222008	North Interceptor East Arm (NIEA) 7 Mile Road Diversion Structure	\$5,000	\$2,479	\$2,521	\$0	\$0	\$0	\$0	\$0	\$0	\$0	\$0	\$0	\$2,521	\$0	\$2,521
232001	Fairview Pumping Station - Replace Four Sanitary Pumps	\$46,124	\$4,840	\$2,497	\$0	\$0	\$0	\$0	\$0	\$0	\$0	\$0	\$0	\$2,497	\$0	\$2,497
232002	Freud & Conner Creek Pump Station Improvements	\$558,498	\$3,563	\$21,814	\$26,206	\$29,461	\$29,461	\$17,433	\$35,706	\$62,139	\$62,139	\$62,309	\$62,139	\$124,375	\$284,433	\$408,808
232004	CONDITION ASSESSMENT AT BLUE HILL PUMP STATION	\$258	\$258	\$0	\$0	\$0	\$0	\$0	\$0	\$0	\$0	\$0	\$0	\$0	\$0	\$0
233003	Rouge River In-system Storage Devices	\$46,436	\$0	\$0	\$0	\$0	\$0	\$0	\$0	\$0	\$0	\$0	\$1,761	\$0	\$1,761	\$1,761
260200	Sewer and Interceptor Rehabilitation Program	\$19,117	\$0	\$17	\$17	\$17	\$1,972	\$4,910	\$4,286	\$2,942	\$2,942	\$1,997	\$17	\$6,933	\$12,184	\$19,117
260201	CON-149, Emergency Sewer Repair	\$40,593	\$4,154	\$1,298	\$216	\$0	\$0	\$0	\$0	\$0	\$0	\$0	\$0	\$1,514	\$0	\$1,514
260204	Conveyance System Engineering Services-1802575	\$55,551	\$13,573	\$16,380	\$16,335	\$7,340	\$0	\$0	\$0	\$0	\$0	\$0	\$0	\$40,054	\$0	\$40,054
260205	NWI Rehabilitation	\$7,734	\$3,348	\$4,041	\$11	\$0	\$0	\$0	\$0	\$0	\$0	\$0	\$0	\$4,052	\$0	\$4,052
260206	Conveyance System Repairs (Sewers)	\$34,516	\$2,102	\$8,167	\$7,480	\$3,004	\$4,707	\$4,627	\$4,033	\$0	\$0	\$0	\$0	\$27,985	\$4,033	\$32,018
260207	Rehabilitation of Woodward Sewer Systems	\$20,303	\$10,942	\$5,784	\$0	\$0	\$0	\$0	\$0	\$0	\$0	\$0	\$0	\$5,784	\$0	\$5,784
260209	Sewer Rehabilitation and Repair	\$25,025	\$5,671	\$6,850	\$6,266	\$6,234	\$0	\$0	\$0	\$0	\$0	\$0	\$0	\$19,350	\$0	\$19,350
260210	Rehabilitation of GLWA Sewers; Ashland Relief, Linwood, Lonyo, Second Avenue, and Shiawassee	\$37,235	\$1,217	\$1,470	\$1,466	\$1,466	\$1,466	\$38	\$3,757	\$15,058	\$11,298	\$0	\$0	\$5,904	\$30,113	\$36,017
260500	CSO Outfall Rehabilitation	\$15,136	\$0	\$0	\$0	\$1,513	\$1,513	\$1,517	\$1,513	\$1,513	\$1,513	\$1,517	\$1,513	\$4,542	\$7,568	\$12,111
260508	B-39 Outfall Rehabilitation	\$10,337	\$5,094	\$4,370	\$0	\$0	\$0	\$0	\$0	\$0	\$0	\$0	\$0	\$4,370	\$0	\$4,370
260510	Conveyance System Repairs (Outfalls)	\$35,662	\$1,178	\$4,876	\$9,297	\$11,797	\$6,699	\$912	\$0	\$0	\$0	\$0	\$0	\$33,581	\$0	\$33,581
260600	CSO FACILITIES IMPROVEMENT PROGRAM	\$1,030,191	\$916	\$2,111	\$1,604	\$1,604	\$1,604	\$1,609	\$1,106	\$1,106	\$1,106	\$1,106	\$1,106	\$8,533	\$5,528	\$14,061
260603	Conner Creek CSO RTB Automation Improvements	\$7,984	\$242	\$0	\$0	\$0	\$0	\$0	\$0	\$0	\$0	\$0	\$0	\$0	\$0	\$0
260614	Structural Inspection & Structural Improvements	\$13,967	\$3,088	\$2,433	\$1,245	\$0	\$0	\$0	\$0	\$0	\$0	\$0	\$0	\$3,678	\$0	\$3,678
260618	Oakwood HVAC Project	\$6,832	\$1,982	\$0	\$0	\$0	\$0	\$0	\$0	\$0	\$0	\$0	\$0	\$0	\$0	\$0
260619	Control System Upgrade - St Aubin, Lieb & Mile	\$7,573	\$2,949	\$3,562	\$998	\$0	\$0	\$0	\$0	\$0	\$0	\$0	\$0	\$4,561	\$0	\$4,561
260620	Baby Creek Roof Replacement	\$1,052	\$441	\$0	\$0	\$0	\$0	\$0	\$0	\$0	\$0	\$0	\$0	\$0	\$0	\$0

CIPNumber	Title	Lifetime Planned Spend	FY 2023	FY 2024	FY 2025	FY 2026	FY 2027	FY 2028	FY 2029	FY 2030	FY 2031	FY 2032	FY 2033	Total FY 2024-2028	Total FY 2029-2033	Total FY 2024-2033
260622	CSO Emergency Generator Improvements	\$1,250	\$1,155	\$0	\$0	\$0	\$0	\$0	\$0	\$0	\$0	\$0	\$0	\$0	\$0	\$0
260623	CSO Baby Creek Screen Rehabilitation	\$2,393	\$1,449	\$921	\$0	\$0	\$0	\$0	\$0	\$0	\$0	\$0	\$0	\$921	\$0	\$921
260700	Sewer System Infrastructure Improvements and Pumping Stations	\$1,025	\$40	\$49	\$49	\$49	\$49	\$49	\$123	\$158	\$178	\$159	\$123	\$243	\$742	\$985
260701	Conveyance System Infrastructure Improvements	\$57,929	\$11,237	\$16,997	\$13,829	\$9,829	\$3,797	\$0	\$0	\$0	\$0	\$0	\$0	\$44,451	\$0	\$44,451
260702	Pump Station Assets Updates	\$10,065	\$0	\$0	\$0	\$0	\$1,006	\$1,008	\$1,006	\$1,006	\$1,006	\$1,008	\$1,006	\$2,014	\$5,031	\$7,045
260800	WRRF ROOF REPLACEMENT FOR MULTIPLE FACILITIES PROGRAM	\$14,833	\$0	\$0	\$0	\$0	\$519	\$2,222	\$2,216	\$19	\$519	\$2,222	\$2,216	\$2,741	\$7,192	\$9,933
260802	2022 WRRF Roof Improvements Project	\$4,845	\$174	\$2,338	\$2,289	\$0	\$0	\$0	\$0	\$0	\$0	\$0	\$0	\$4,627	\$0	\$4,627
260900	WRRF Facility Optimization Program	\$85,771	\$43	\$52	\$52	\$52	\$52	\$2,187	\$4,334	\$4,334	\$4,334	\$4,346	\$4,334	\$2,395	\$21,684	\$24,079
260901	Rehabilitation of HAZMAT Facility at WRRF	\$2,359	\$21	\$1,412	\$698	\$0	\$0	\$0	\$0	\$0	\$0	\$0	\$0	\$2,110	\$0	\$2,110
260902	WRRF 4th Floor Renovation	\$3,299	\$2,204	\$1,031	\$0	\$0	\$0	\$0	\$0	\$0	\$0	\$0	\$0	\$1,031	\$0	\$1,031
260903	WRRF Front Entrance Rehabilitation	\$4,000	\$405	\$2,467	\$991	\$0	\$0	\$0	\$0	\$0	\$0	\$0	\$0	\$3,458	\$0	\$3,458
260904	WRRF 3rd Floor Renovation	\$3,421	\$174	\$13	\$409	\$2,139	\$682	\$0	\$0	\$0	\$0	\$0	\$0	\$3,243	\$0	\$3,243
260905	WRRF Plumbing Shop Renovation - 260905	\$2,189	\$78	\$1,586	\$525	\$0	\$0	\$0	\$0	\$0	\$0	\$0	\$0	\$2,111	\$0	\$2,111
261000	WRRF Rehabilitation of the Secondary Clarifiers	\$39,337	\$0	\$0	\$0	\$0	\$0	\$0	\$37	\$37	\$37	\$38	\$7,833	\$0	\$7,983	\$7,983
261001	WRRF Rehabilitation of the Secondary Clarifiers Phase 1	\$18,941	\$597	\$161	\$242	\$242	\$2,474	\$2,948	\$2,940	\$2,940	\$2,940	\$2,948	\$507	\$6,069	\$12,275	\$18,344
270001	Pilot CSO Netting Facility	\$35,034	\$0	\$0	\$0	\$0	\$0	\$0	\$0	\$0	\$0	\$0	\$0	\$0	\$0	\$0
270002	Meldrum Sewer Diversion and VR-15 Improvements	\$5,854	\$0	\$0	\$0	\$0	\$936	\$1,641	\$1,636	\$1,636	\$4	\$0	\$0	\$2,577	\$3,277	\$5,854
270003	Long Term CSO Control Plan	\$12,607	\$4,497	\$2,345	\$947	\$0	\$0	\$0	\$0	\$0	\$0	\$0	\$0	\$3,292	\$0	\$3,292
270004	Oakwood and Leib CSO Facilities Improvement Project	\$16,552	\$1,757	\$2,183	\$1,316	\$2,675	\$3,066	\$3,074	\$2,411	\$0	\$0	\$0	\$0	\$12,314	\$2,411	\$14,725
270006	CSO Facilities Improvements II	\$14,797	\$453	\$886	\$562	\$19	\$2,398	\$5,139	\$5,125	\$154	\$0	\$0	\$0	\$9,005	\$5,280	\$14,284
270007	Disinfection System Improvements at Baby Creek, Belle Isle, Conner Creek, and Puritan Fenkell CSO Facilities	\$8,291	\$0	\$0	\$201	\$1,081	\$1,081	\$1,084	\$530	\$1,171	\$1,719	\$1,422	\$0	\$3,449	\$4,842	\$8,291
270008	Flushing System Improvements at Conner Creek and St. Aubin CSO Facilities	\$7,070	\$0	\$0	\$59	\$324	\$324	\$163	\$1,199	\$1,767	\$1,767	\$1,467	\$0	\$870	\$6,200	\$7,070
270009	Site Improvements at St. Aubin, Belle Isle, and Baby Creek CSO Facilities	\$1,390	\$0	\$0	\$0	\$0	\$15	\$78	\$76	\$88	\$455	\$456	\$221	\$94	\$1,296	\$1,390
270010	HVAC Improvements at Puritan Fenkell and Seven Mile CSO Facilities	\$1,522	\$0	\$16	\$86	\$85	\$91	\$500	\$498	\$247	\$0	\$0	\$0	\$777	\$746	\$1,522
270011	HVAC Improvements at Conner Creek and Belle Isle CSO Facilities	\$418	\$0	\$0	\$0	\$0	\$0	\$0	\$0	\$0	\$17	\$61	\$131	\$0	\$209	\$209
270012	Control System Upgrades at Conner Creek, Oakwood, and Puritan Fenkell CSO Facilities	\$5,975	\$0	\$0	\$0	\$0	\$65	\$337	\$329	\$372	\$1,958	\$1,963	\$950	\$402	\$5,573	\$5,975
270013	Facility Improvements at Puritan Fenkell and Seven Mile CSO Facilities	\$902	\$0	\$0	\$0	\$0	\$0	\$18	\$91	\$57	\$296	\$296	\$143	\$18	\$884	\$902

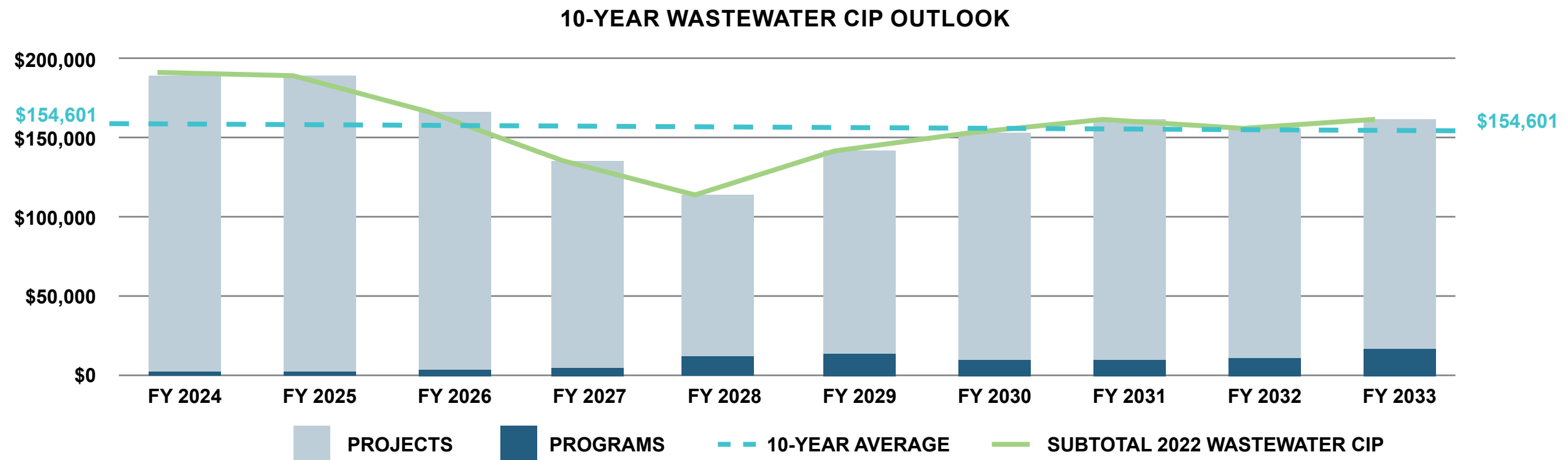
CIPNumber	Title	Lifetime Planned Spend	FY 2023	FY 2024	FY 2025	FY 2026	FY 2027	FY 2028	FY 2029	FY 2030	FY 2031	FY 2032	FY 2033	Total FY 2024-2028	Total FY 2029-2033	Total FY 2024-2033
270014	Conversion to Complete Capture Basin at Puritan Fenkell and Seven Mile CSO Facilities	\$4,482	\$0	\$0	\$0	\$0	\$0	\$39	\$205	\$205	\$101	\$772	\$1,120	\$39	\$2,405	\$2,444
273001	Hubbell Southfield CSO Facility Improvements	\$52,939	\$104	\$228	\$2,971	\$2,521	\$3,082	\$10,712	\$10,769	\$10,769	\$10,769	\$590	\$0	\$19,514	\$32,896	\$52,410
273002	CSO Hubbell Southfield VR-8 Gate Improvements	\$1,786	\$0	\$0	\$0	\$20	\$101	\$98	\$113	\$585	\$586	\$284	\$120	\$1,665	\$1,786	\$1,786
276002	Replacement of Make-up Air Unit No. 2 at Conner Creek CSO Facility	\$313	\$305	\$0	\$0	\$0	\$0	\$0	\$0	\$0	\$0	\$0	\$0	\$0	\$0	\$0
277001	Baby Creek Outfall Improvements Project	\$15,835	\$2,510	\$3,199	\$3,190	\$3,190	\$2,194	\$0	\$0	\$0	\$0	\$0	\$0	\$11,772	\$0	\$11,772
277002	Baby Creek CSO Facility Influent Flushing System	\$745	\$0	\$0	\$0	\$0	\$0	\$0	\$0	\$0	\$0	\$0	\$15	\$0	\$15	\$15

10-YEAR WASTEWATER CIP OUTLOOK

Financial figures are in thousands of dollars (\$1,000's)

	FY 2023	FY 2024	FY 2025	FY 2026	FY 2027	FY 2028	FY 2029	FY 2030	FY 2031	FY 2032	FY 2033
Program	\$999	\$2,229	\$1,722	\$3,235	\$5,708	\$12,494	\$13,616	\$10,109	\$10,629	\$11,384	\$17,142
*Project	\$143,508	\$185,795	\$186,090	\$161,850	\$128,949	\$100,532	\$127,086	\$140,999	\$150,191	\$143,251	\$143,102
Total	\$144,507	\$188,024	\$187,812	\$165,085	\$134,658	\$113,026	\$140,701	\$151,108	\$160,820	\$154,635	\$160,245

*Includes projects from programs



Placeholder for Image

04

FINANCE

[Finance section coming in future draft]

[Finance section coming in future draft]

05

WATER PROJECTS

WATER PROJECTS



80 PROJECTS

33 FUTURE PLANNED

46 ACTIVE

1 CLOSED

0 RECLASSIFIED



5 YEAR CIP

\$980.6 MILLION



10 YEAR OUTLOOK

\$1.91 BILLION



A MORE: APPENDIX A

FIND THE FULL BUSINESS CASE EVALUATIONS FOR WATER PROJECTS IN APPENDIX A.

Activity ID	Activity Name	Remaining Duration	Actual/Forecasted Start	Actual/Forecasted Finish	2022	FY2023	FY2024	FY2025	FY2026	FY2027	FY2028	FY2029	FY2030	FY2031
					F	F	F	F	F	F	F	F	F	F
Water Projects														
111001:	Lake Huron Water Treatment Plant, Low-Lift, High Lift and Filter Backwash Pumping System Improvements	3654	16-Mar-20 A	30-Jun-32										
111006:	Lake Huron Water Treatment Plant, Filter Instrumentation and Raw Water Flow Metering Improvements	2134	15-Apr-22 A	02-May-28										
111008:	Lake Huron Water Treatment Plant, Architectural Programming for Laboratory and Admin Building Improvements	922	22-Dec-31	30-Jun-34										
111009:	Lake Huron Water Treatment Plant - High Lift Pumping, Water Production Flow Metering and Yard Piping Improve	920	26-Oct-20 A	04-Jan-25										
111010:	Filtration Improvements	2894	04-Aug-26	06-Jul-34										
111011:	Lake Huron WTP Pilot Plant	397	03-Feb-21 A	31-Jul-23										
111012:	LHWTP-Flocculation Improvements	2023	29-Jan-21 A	12-Jan-28										
112003:	Northeast Water Treatment Plant High-Lift Pumping Station Improvements	5359	31-Oct-22	02-Jul-37										
112006:	Northeast Water Treatment Plant Flocculator Replacements	1723	08-Sep-20 A	18-Mar-27										
112007:	NEWTP-Header Galleries and Washwater Building Structural Repair	1828	01-Jul-22	02-Jul-27										
112008:	112008: Northeast WTP Filter Rehab	3287	03-Jan-23	02-Jan-32										
113003:	Southwest Water Treatment Plant, Low- and High-Lift Pumping Station, Flocculation and Filtration System Improv	2920	12-Jul-30	09-Jul-38										
113006:	Southwest Water Treatment Plant Chlorine Scrubber, Raw Water Screens & Related Improvements	367	26-Feb-20 A	01-Jul-23										
113007:	Southwest Water Treatment Plant Architectural and Building Mechanical Improvements	2161	01-Aug-32	01-Jul-38										
113008:	SWP Reservoir Replacement	2819	01-Jan-26	19-Sep-33										
113009:	SW Flight and Chain Upgrades	702	01-May-22 A	31-May-24										
114002:	Springwells Water Treatment Plant, Low-Lift and High-Lift Pumping Station Improvements	4749	11-Feb-20 A	30-Jun-35										
114005:	Springwells Water Treatment Plant, Administration Building Improvements & Underground Fire Protection Loop	3473	10-Aug-20 A	01-Jan-32										
114007:	Springwells Water Treatment Plant Powdered Activated Carbon System Improvements	1432	30-Jul-27	30-Jun-31										
114008:	Springwells Water Treatment Plant 1930 Sedimentation Basin Sluice Gates, Guides & Hoists Improvements	366	10-Aug-20 A	30-Jun-23										
114010:	Springwells Water Treatment Plant, Yard Piping and High-Lift Header Improvements	5293	27-Mar-20 A	25-Dec-36										
114011:	Springwells Water Treatment Plant Steam, Condensate Return, and Compressed Air Piping Improvements	496	01-Feb-19 A	07-Nov-23										
114016:	Springwells Water Treatment Plant 1958 Settled Water Conduits and Loading Dock Concrete Pavement Replacem	120	03-Jan-22 A	27-Oct-22										
114017:	Springwells Water Treatment Plant Flocculator Drive Replacements	1346	10-Aug-20 A	06-Mar-26										
114018:	Springwells Water Treatment Plant - Service Building Electrical Substation and Miscellaneous Improvements	1197	05-Aug-26	13-Nov-29										
115001:	Water Works Park Water Treatment Plant Yard Piping, Valves and Venturi Meters Replacement	1736	19-Oct-20 A	31-Mar-27										
115005:	WWP WTP Building Ventilation Improvements	1157	29-Sep-20 A	29-Aug-25										
115006:	Water Works Park Site/Civil Improvements	1461	01-Jul-27	30-Jun-31										
115007:	Water Works Park High Lift Pumping Station Modernization	3915	01-Jul-26	19-Mar-37										
115009:	Water Works Park Sedimentation Basins Structural Upgrades	1737	31-Jul-26	02-May-31										
116002:	Pennsylvania and Springwells Raw Water Supply Tunnel Improvements	1186	01-Apr-19 A	30-Jun-26										
116005:	Belle Isle Seawall Rehabilitation	574	01-Sep-22	27-Mar-24										
116006:	Belle Isle Intake System Rehabilitation and Improvements	1461	01-Jul-27	30-Jun-31										
116007:	System Electrical Power Improvements	551	04-May-22 A	01-Jan-24										
122003:	Water Works Park to Northeast Transmission Main	5907	01-Nov-19 A	31-Aug-38										
122004:	96-inch Water Transmission Main Relocation and Isolation Valve Installations	2322	15-Jun-20 A	06-Nov-28										
122005:	Schoolcraft Road Water Transmission Main	366	08-Oct-21 A	30-Jun-23										
122006:	Wick Road Water Transmission Main	351	31-Aug-19 A	15-Jun-23										
122007:	Merriman Road Water Transmission Main Loop	3259	02-Aug-26	04-Jul-35										
122011:	Park-Merriman Road Water Transmission Main	64	27-Oct-22	29-Dec-22										
122013:	14 Mile Transmission Main Loop	926	11-Aug-20 A	10-Jan-25										
122016:	Downriver Transmission Main Loop	2558	01-Jun-20 A	30-Jun-29										
122017:	7 Mile/Nevada Transmission Main Rehab and Carrie/Nevada Flow Control Station	6212	12-Mar-21 A	02-Jul-39										
122018:	Garland, Hurlbut, Bewick Water Transmission System Rehabilitation	5846	01-Dec-20 A	01-Jul-38										
122019:	Jefferson Main Replacement Project	1462	29-Jun-21 A	30-Jun-26										
132007:	Energy Management: Freeze Protection Pump Installation at Imlay Pump Station	428	01-Jun-20 A	31-Aug-23										
132010:	West Service Center Pumping Station - Reservoir, Reservoir Pumping, and Division Valve Upgrades	744	01-Apr-21 A	12-Jul-24										
132012:	Ypsilanti Booster Pumping Station Improvements	4666	30-Jun-21 A	08-Apr-35										
132014:	Adams Road Pumping Station Improvements	3258	30-Jul-26	30-Jun-35										
132015:	Newburgh Road Booster Pumping Station Improvements	4018	05-Feb-20 A	29-Jun-33										
132016:	North Service Center Pumping Station Improvements	2730	03-Dec-20 A	19-Dec-29										
132018:	Schoolcraft Pumping Station Improvements	2135	02-Aug-33	06-Jun-39										
132019:	Wick Road Pumping Station Improvements	2160	02-Aug-27	30-Jun-33										

■ Construction ■ Study
■ Design ■ Work In Progress

CIP 2024 - Integrated Master Schedule - WTP Projects
June 2022 Update

Run Date: 12-Oct-22
Data Date: 30-Jun-22

Page 1 of 2



Activity ID	Activity Name	Remaining Duration	Actual/Forecasted Start	Actual/Forecasted Finish	2022	FY2023	FY2024	FY2025	FY2026	FY2027	FY2028	FY2029	FY2030	FY2031
					F	F	F	F	F	F	F	F	F	F
132020	Franklin Pumping Station Improvements	1699	05-Nov-26	30-Jun-31										
132021	Imlay Pumping Station Improvements	2953	31-May-30	30-Jun-38										
132022	Joy Road Pumping Station Improvements	2684	29-Jun-33	02-Nov-40										
170109	GLWA-CS-187: FK Eng: Raw Water Intake	5	30-Jun-21 A	04-Jul-22										
170300	Water Treatment Plant Automation Program	3653	01-Jul-23	30-Jun-33										
170302	SW SCADA System Upgrade	366	07-Jul-20 A	30-Jun-23										
170303	Power Monitoring Installation for Water Treatment Plants	184	13-Jul-20 A	30-Dec-22										
170304	WWP Scada Infrastructure Upgrade	303	29-Apr-21 A	28-Apr-23										
170305	WWP SCADA Network Upgrade	796	02-Dec-27	04-Feb-30										
170306	SPW SCADA PLC Network Upgrade	581	04-May-22 A	31-Jan-24										
170307	NE SCADA Network Upgrade	589	15-Nov-29	26-Jun-31										
170400	Water Transmission Improvement Program	3595	29-Aug-26	01-Jul-36										
170500	Transmission System Valve Rehabilitation and Replacement Program	4749	01-Jul-23	30-Jun-36										
170502	Transmission System Valve Rehabilitation and Replacement Program	1827	02-Jan-22 A	30-Jun-27										
170503	Transmission System Valve Replacement	1827	01-May-20 A	30-Jun-27										
170504	Transmission Mains Valves and Urgent	1562	08-Oct-21 A	08-Oct-26										
170600	Linear System Integrity Program	4019	30-Jun-22	30-Jun-33										
170601	Linear System Integrity Program	1668	13-Feb-21 A	22-Jan-27										
170800	System-Wide Finished Water Reservoir Inspection, Design and Rehabilitation	3288	30-Jun-21 A	30-Jun-31										
170801	Reservoir Inspection, Design and Construction Project at Imlay Station, Lake Huron Water Treatment Plant, Spri	398	07-Dec-18 A	01-Aug-23										
170802	Reservoir Inspection, Design, and Construction Management Services Phase II	1675	06-Jun-22 A	29-Jan-27										
170803	Reservoir Inspection, Design, and Construction Management Services Phase III	3731	27-Oct-24	13-Jan-35										
170900	Suburban Water Meter Pit Rehabilitation and Meter Replacement	4018	01-Jul-26	30-Jun-37										
170901	Suburban Water Meter Pit Rehabilitation and Meter Replacement	180	21-Nov-22	19-May-23										
170902	Brownstown Meter Pit	93	03-Feb-20 A	30-Sep-22										
170903	NOT IN CIP	1591	24-Sep-22	31-Jan-27										
170904	Wholesale Water Meter Pit Rehabilitation and Meter Upgrade - Phase II	2193	06-Apr-21 A	30-Jun-28										
171500	Roof Replacement at WWP, SP, LH, NE, SW, NSC, Orion, Franklin, and Conner Creek Facilities	2924	01-Jul-27	02-Jul-35										
171502	Lake Huron and Southwest Roof Replacement	854	29-Feb-28	01-Jul-30										
180000	Water Inflation Allowance	2192	01-Jul-22	30-Jun-28										
Water Projects - Centralized Services		5480	30-Jun-21 A	30-Jun-37										
341001	Security Infrastructure Improvements on Water Facilities	90	30-Jun-21 A	27-Sep-22										
380700	As Needed Geotechnical and Related Engineering Services	91	02-Oct-21 A	28-Sep-22										
381000	Power Quality: Electric Metering Improvement Program	1096	01-Jul-22	30-Jun-25										
383300	Masonry Replacement and Rehabilitation Program	3653	01-Jul-27	30-Jun-37										

■ Construction ■ Study
■ Design ■ Work In Progress

CIP 2024 - Integrated Master Schedule - WTP Projects
June 2022 Update

Run Date: 12-Oct-22
Data Date: 30-Jun-22

Page 2 of 2



Project Title: Masonry Replacement and Rehabilitation Program

Project Status: Future Planned - Ten-Year CIP

Class Lvl 1: Centralized Services

Class Lvl 2: General Purpose

Class Lvl 3: General Purpose

Lookup Location: Multiple Counties

Project New to CIP:

- Innovation**
- WW Master Plan**
- Water Master Plan Right Sizing**
- Redundancy**
- NE WTP Repurposing**
- Linear Assets Outside of Facilities**
- Predecessor Project(s)**



Project Engineer/Manager: Douglas Atkinson

Director: Paula Anderson

Project Score

0

Problem Statement:

Cracks and deterioration have been identified in masonry walls, exterior concrete, retaining walls, concrete decks and floor repair or replacement causing safety concerns. Repair or replacement is needed to address this deterioration

Scope of Work/Project Alternatives:

For NE WTP: Analyze the movement and moisture penetration problem, rebuild portions of masonry and concrete walls, floors, roof parapets and deck elements.

For SW WTP: Assess the panels and support structure, replace panels, repair or restore rusted steel members.

For Imlay City: Remove or rebuild retaining walls to withstand soils pressure.

Other Important Info:

Three sites have been identified for this project all have some failing concrete.

- 1) Northeast WTP
- 2) Southwest WTP
- 3) Imlay City Pumping Station

Current Expenses (All figures are in \$1,000's)

"Total Costs" include costs outside of the 10 year planning window

***Design & Construction costs are inclusive of salaries where salaries are not defined**

Activity Name	Total Costs	Actual Costs	Prior FYs	FY23	FY27	FY28	5 Year Total	FY29-33
GLWA Salaries	\$230	\$0	\$0	\$0	\$0	\$23	\$23	\$115
TBD/Unallocated	\$24,770	\$0	\$0	\$0	\$0	\$0	\$0	\$0

Project Title: Lake Huron Water Treatment Plant, Low-Lift, High Lift and Filter Backwash Pumping System Improvements

Project Status: Project Execution - Design

Class Lvl 1: Water


Class Lvl 2: Treatment Plants and Facilities

Class Lvl 3: Lake Huron

Lookup Location: Lake Huron WTP

Project New to CIP:

- Innovation**
- WW Master Plan**
- Water Master Plan Right Sizing**
- Redundancy**
- NE WTP Repurposing**
- Linear Assets Outside of Facilities**
- Predecessor Project(s)**



Representative Switchgear to be Replaced under CIP 111001

Project Engineer/Manager: Eric Kramp

Director: Peter Fromm

Project Score

79.7

Problem Statement:

This project addresses multiple issues at the LHWTP, primarily focused on electrical, pumping, and limited chemical feed system improvements.

Improvements are needed to align the existing low lift pumping rate with the Lake Huron WTP production rate per the 2015 Water Master Plan Update. Currently, constant speed pumping at the low-lift portion of the plant can force it to operate in a semi-batch mode during night-time, low-demand periods. Existing electrical gear for low- and high-lift pum...

Scope of Work/Project Alternatives:

This CIP will be delivered using a design-bid-build project delivery method. The project's scope of improvements will generally include rehabilitation or replacement of the following systems and equipment:

1. High and medium voltage electrical system
2. Low-lift pumps, to be right-sized to current and projected demands.
3. High-lift pumping units, right-sized to current and projected demands.
4. Filter wash water pumps and related equipment.
5. Phosphoric acid storage tanks and fill piping...

Other Important Info:

*Innovation note: Ensure energy efficiency. Coordination between existing pumping unit and motor required during design. Critical speed analysis may show the pump improvements needed to operate at reduced speeds. Developing an innovative rehabilitation design to minimize maintenance of existing drives.

This project will also replace the existing 60 MGD wash water "on-demand" system with an elevated tank system, decreasing the potential of filter upset by control loss.

Project Title: Lake Huron Water Treatment Plant, Low-Lift, High Lift and Filter Backwash Pumping System Improvements

Current Expenses (All figures are in \$1,000's)

“Total Costs” include costs outside of the 10 year planning window

***Design & Construction costs are inclusive of salaries where salaries are not defined**

Activity Name	Total Costs	Actual Costs	Prior FYs	FY23	FY24	FY25	FY26	FY27	FY28	5 Year Total	FY29-33
GLWA Salaries	\$1,307	\$121	\$121	\$102	\$121	\$121	\$121	\$121	\$121	\$603	\$482
Professional Services	\$0	\$0	\$0	\$0	\$0	\$0	\$0	\$0	\$0	\$0	\$0
Design & Construction Assistance # 1 (1803769)	\$15,966	\$2,875	\$2,875	\$2,864	\$497	\$753	\$1,665	\$1,665	\$1,669	\$6,248	\$4,055
Construction (Build) # 1	\$9,000	\$0	\$0	\$0	\$0	\$2,037	\$4,506	\$2,457	\$0	\$9,000	\$0
Construction (Build) # 2	\$16,000	\$0	\$0	\$0	\$0	\$0	\$0	\$0	\$3,655	\$3,655	\$12,345
Construction (Build) # 3	\$77,000	\$0	\$0	\$0	\$0	\$0	\$0	\$0	\$7,856	\$7,856	\$69,144
Construction (Build) # 4	\$2,100	\$0	\$0	\$0	\$0	\$0	\$0	\$0	\$469	\$469	\$1,631
Construction (Build) # 5	\$20,000	\$0	\$0	\$0	\$0	\$0	\$0	\$20,000	\$0	\$20,000	\$0

Project Title: Lake Huron Water Treatment Plant, Filter Instrumentation and Raw Water Flow Metering Improvements

Project Status: Active - Procurement - Construction
Class Lvl 1: Water
Class Lvl 2: Treatment Plants and Facilities
Class Lvl 3: Lake Huron
Lookup Location: Lake Huron WTP
 Project New to CIP:

- Innovation**
- WW Master Plan**
- Water Master Plan Right Sizing**
- Redundancy**
- NE WTP Repurposing**
- Linear Assets Outside of Facilities**
- Predecessor Project(s)**



Project Engineer/Manager: Eric Kramp

Director: Peter Fromm

Project Score

60.5

Problem Statement:

The filter instrumentation and raw water metering at the Lake Huron WTP is non functioning and is in need of replacement.

Scope of Work/Project Alternatives:

The Contract has been redeveloped to give full consideration to CS-108 guidelines.

Other Important Info:

Contract is being redeveloped for full integration with CS-108 guidelines.

Current Expenses (All figures are in \$1,000's)

"Total Costs" include costs outside of the 10 year planning window

***Design & Construction costs are inclusive of salaries where salaries are not defined**

Activity Name	Total Costs	Actual Costs	Prior FYs	FY23	FY24	FY25	FY26	FY27	FY28	5 Year Total	FY29-33
GLWA Salaries	\$400	\$87	\$87	\$46	\$55	\$55	\$55	\$55	\$46	\$267	\$0
Professional Services	\$181	\$188	\$188	(\$7)	\$0	\$0	\$0	\$0	\$0	\$0	\$0
Design/Engineering (CS-1771)	\$2,600	\$963	\$963	\$0	\$0	\$425	\$426	\$426	\$359	\$1,637	\$0
Design/Engineering (CS-1499)	\$44	\$44	\$44	\$0	\$0	\$0	\$0	\$0	\$0	\$0	\$0
Design-Build (2101680)	\$37,125	\$0	\$0	\$979	\$1,182	\$9,087	\$9,108	\$9,108	\$7,661	\$36,146	\$0

Project Title: Lake Huron Water Treatment Plant, Raw Sludge Clarifier and Raw Sludge Pumping System Improvements

Project Status: Closed

Class Lvl 1: Water

Class Lvl 2: Treatment Plants and Facilities

Class Lvl 3: Lake Huron

Lookup Location: Lake Huron WTP

Project New to CIP:

- Innovation**
- WW Master Plan**
- Water Master Plan Right Sizing**
- Redundancy**
- NE WTP Repurposing**
- Linear Assets Outside of Facilities**
- Predecessor Project(s)**



Overall progress photo that shows new WWRB, JS1, JS2 and SPS 8/20/20

Project Engineer/Manager: Brian VanHall

Director: Peter Fromm

Project Score

74.4

Problem Statement:

The existing Waste Wash Water Retention Basin (WWRB) and clarifiers have noticeable deteriorating concrete and walls that have permanently deflected. There is also concrete deterioration in the sludge pumping station as well as issues with maintenance and operation of the existing pumps. The existing pumps are not equipped with permanent lifting mechanisms. The new sludge pumping units will be equipped with permanent lifting mechanisms so that pumps can be pulled by plant staff without mobilizi...

Scope of Work/Project Alternatives:

This project will be delivered using a design-bid-build project delivery method. GLWA retained an engineering consultant under GLWA Contract No. CS-171 "Raw Sludge Clarifiers and Raw Sludge Pumping Station Improvements" to conduct a condition assessment and design improvements for LH raw sludge handling. The WWRB, Clarifier Nos. 1 and 2, and the sludge pumping station all require improvement. The scope of construction involves:

1. Demolish existing clarifiers and sludge pumping station
2. Con...

Other Important Info:

This project should be completed prior to cessation of treatment at the Northeast WTP.

Project History: The clarifier/backwash structure is original to the plant. The tank walls appear to have been inadequately designed and/or constructed to withstand the loading of the surrounding soils.

Challenges: Improvements will require coordination with plant operations (filter backwashing, sedimentation basin cleaning) and bypass pumping due to significant leakage from filter outlet valves.

Project Title: Lake Huron Water Treatment Plant, Raw Sludge Clarifier and Raw Sludge Pumping System Improvements

Current Expenses (All figures are in \$1,000's)

“Total Costs” include costs outside of the 10 year planning window

***Design & Construction costs are inclusive of salaries where salaries are not defined**

Activity Name	Total Costs	Actual Costs	Prior FYs	FY23	FY24	FY25	FY26	FY27	FY28	5 Year Total	FY29-33
GLWA Salaries	\$104	\$104	\$104	\$0	\$0	\$0	\$0	\$0	\$0	\$0	\$0
Professional Services	\$8	\$8	\$8	\$0	\$0	\$0	\$0	\$0	\$0	\$0	\$0
Design/Engineering (CS-171)	\$1,556	\$1,502	\$1,502	\$54	\$0	\$0	\$0	\$0	\$0	\$0	\$0
Construction (Build) #1	\$7,254	\$7,254	\$7,254	\$0	\$0	\$0	\$0	\$0	\$0	\$0	\$0

Project Title: Lake Huron Water Treatment Plant, Architectural Programming for Laboratory and Admin Building Improvements

Project Status: Future Planned - Ten-Year CIP
Class Lvl 1: Water
Class Lvl 2: Treatment Plants and Facilities
Class Lvl 3: Lake Huron
Lookup Location: Lake Huron WTP
 Project New to CIP:

- Innovation**
- WW Master Plan**
- Water Master Plan Right Sizing**
- Redundancy**
- NE WTP Repurposing**
- Linear Assets Outside of Facilities**
- Predecessor Project(s)**



Project Engineer/Manager: Brian VanHall

Project Score

Director: Peter Fromm

49.5

Problem Statement:

The Lake Huron Water Treatment Plant started operating in 1976. The existing process control laboratory and administration building interiors are original construction, including flooring, wall coverings, doors, ceilings, lab cabinetry, control room boards, bathroom fixtures, and lighting fixtures. The original control room board is still located in the laboratory and consumes a large amount of space that is not used and inefficient. The architectural layout of the laboratory and administration...

Scope of Work/Project Alternatives:

This project will start with a study phase to determine the most efficient architectural layout that meets current process laboratory control technology and administrative workflow practices; and that can be provided through a construction renovation project within the existing building footprint. Additional minor architectural needs will be evaluated in the study phase that include stairs from the exterior door down to the retention basin area and interior/exterior doors.

Other Important Info:

N/A

Current Expenses (All figures are in \$1,000's)

"Total Costs" include costs outside of the 10 year planning window

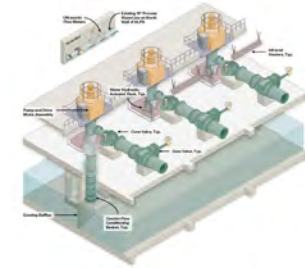
***Design & Construction costs are inclusive of salaries where salaries are not defined**

Activity Name	Total Costs	Actual Costs	Prior FYs	FY23	FY24	FY26	FY27	FY28	5 Year Total	FY29-33
GLWA Salaries	\$7	\$0	\$0	\$0	\$0	\$0	\$0	\$0	\$0	\$0
Professional Services	\$0	\$0	\$0	\$0	\$0	\$0	\$0	\$0	\$0	\$0
Design/Engineering	\$775	\$0	\$0	\$0	\$0	\$0	\$0	\$0	\$0	\$0

Project Title: Lake Huron Water Treatment Plant - High Lift Pumping, Water Production Flow Metering and Yard Piping Improvements

Project Status: Project Execution - Design
Class Lvl 1: Water
Class Lvl 2: Treatment Plants and Facilities
Class Lvl 3: Lake Huron
Lookup Location: Lake Huron WTP
 Project New to CIP:

- Innovation
- WW Master Plan
- Water Master Plan Right Sizing
- Redundancy
- NE WTP Repurposing
- Linear Assets Outside of Facilities
- Predecessor Project(s)



Conceptual new h/L pump arrangement

Project Engineer/Manager: Brian VanHall

Director: Peter Fromm

Project Score

75.7

Problem Statement:

Three new, smaller capacity, high-lift pumping units are needed to provide reduced finished water flows out of Lake Huron WTP to accommodate the relocation of the 96-inch transmission main south of Dorsey-Dickenson valve and to accommodate the installation of a new water production flow meter at the Lake Huron WTP. The three, new smaller capacity high-lift pumping units will also serve a longer term need to better match lower diurnal demands seen at the Lake Huron WTP. Installation of the new w...

Scope of Work/Project Alternatives:

This project will be delivered using a design-build project delivery method. The scope of work involves designing and building a new water production flow meter and associated meter vault to more accurately measure finished water production flows from the facility. This work will also entail constructing additional high-lift, finished water header piping, valves and appurtenances to facilitate construction of the new metering infrastructure. The scope also includes installing three new 35 milli...

Other Important Info:

N/A

Current Expenses (All figures are in \$1,000's)

“Total Costs” include costs outside of the 10 year planning window

*Design & Construction costs are inclusive of salaries where salaries are not defined

Activity Name	Total Costs	Actual Costs	Prior FYs	FY23	FY24	FY25	FY26	FY27	FY28	5 Year Total	FY29-33
GLWA Salaries	\$355	\$269	\$269	\$33	\$37	\$19	\$0	\$0	\$0	\$55	\$0
Professional Services (CS-272)	\$481	\$173	\$173	\$322	\$0	\$0	\$0	\$0	\$0	\$0	\$0
Professional Services (CS-166)	\$295	\$60	\$60	\$61	\$74	\$74	\$25	\$0	\$0	\$173	\$0
Design-Build # 1	\$30,023	\$2,661	\$2,661	\$9,109	\$12,132	\$6,232	\$0	\$0	\$0	\$18,364	\$0

Project Title: Filtration Improvements

Project Status: Future Planned - Within 5 Year Plan

Class Lvl 1: Water

Class Lvl 2: Treatment Plants and Facilities

Class Lvl 3: Lake Huron

Lookup Location: Lake Huron WTP

Project New to CIP:

- Innovation**
- WW Master Plan**
- Water Master Plan Right Sizing**
- Redundancy**
- NE WTP Repurposing**
- Linear Assets Outside of Facilities**
- Predecessor Project(s)**



Project Engineer/Manager: Eric Kramp

Director: Peter Fromm

Project Score

77.4

Problem Statement:

Significant issues exist in the filtration process of the Lake Huron WTP:
 Filter influent and drain valves do not seal well, creating water loss and burdening the solids handling system with more influent than necessary. Filter underdrains have not been evaluated and require condition assessment.
 Filter media has lost considerable depth. Isolation valves between the filters, filtered water conduit, filter to drain, and clearwells currently leak heavily

Scope of Work/Project Alternatives:

This project will be delivered using a design-bid-build project delivery method. The scope of work will generally include the following:

1. Construct filtration improvements, including filter media, filter auxiliary scouring equipment, filter wash water troughs, and other filter tank work.
2. Replace the existing filter control valves and valve operators.
3. Rehabilitate concrete associated with the filters.
4. Replace isolation and valves as necessary
5. Repaint WW Conduit
6. Replace und...

Other Important Info:

n/a

Project Title: Filtration Improvements

Current Expenses (All figures are in \$1,000's)

"Total Costs" include costs outside of the 10 year planning window

***Design & Construction costs are inclusive of salaries where salaries are not defined**

Activity Name	Total Costs	Actual Costs	Prior FYs	FY23	FY24	FY25	FY26	FY27	FY28	5 Year Total	FY29-33
GLWA Salaries	\$527	\$0	\$0	\$0	\$0	\$0	\$0	\$0	\$75	\$75	\$376
Professional Services	\$0	\$0	\$0	\$0	\$0	\$0	\$0	\$0	\$0	\$0	\$0
Design & Construction Assistance # 1	\$7,058	\$0	\$0	\$0	\$0	\$0	\$0	\$0	\$1,142	\$1,142	\$4,755
Construction (Build) # 1	\$51,053	\$0	\$0	\$0	\$0	\$0	\$0	\$0	\$0	\$0	\$38,477

Project Title: Lake Huron WTP Pilot Plant

Project Status: Project Execution - Design

Class Lvl 1: Water

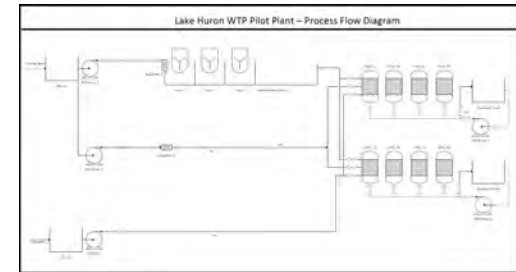
Class Lvl 2: Treatment Plants and Facilities

Class Lvl 3: Lake Huron

Lookup Location: Lake Huron WTP

Project New to CIP:

- Innovation**
- WW Master Plan**
- Water Master Plan Right Sizing**
- Redundancy**
- NE WTP Repurposing**
- Linear Assets Outside of Facilities**
- Predecessor Project(s)**



Lake Huron WTP Pilot Plant - Process Flow Diagram

Project Engineer/Manager: Nichole Sajdak

Director: John Norton

Project Score

50.7

Problem Statement:

Water Operations staff at Lake Huron would benefit from the ability to test potential changes to existing water treatment practices and investigate new and innovative treatment advances.

Scope of Work/Project Alternatives:

A small scale pilot plant provides opportunity for testing and investigation without disruption to the full scale facility. Skid mounted units mimicking treatment at Lake Huron: Chemical addition, modified direct filtration facilities and data monitoring and recording are being provided for team education and training.

Other Important Info:

Scope of work to include engineering services for planning, construction and training.

Current Expenses (All figures are in \$1,000's)

"Total Costs" include costs outside of the 10 year planning window

***Design & Construction costs are inclusive of salaries where salaries are not defined**

Activity Name	Total Costs	Actual Costs	Prior FYs	FY23	FY24	5 Year Total
GLWA Salaries	\$110	\$0	\$0	\$110	\$0	\$0
Professional Services	\$0	\$0	\$0	\$0	\$0	\$0
Design-Build # 1 (1904449)	\$3,157	\$2,332	\$2,332	\$921	\$0	\$0

Project Title: LHWTP-Flocculation Improvements

Project Status: Project Execution - Design

Class Lvl 1: Water

Class Lvl 2: Treatment Plants and Facilities

Class Lvl 3: Lake Huron

Lookup Location: Lake Huron

Project New to CIP:

- Innovation**
- WW Master Plan**
- Water Master Plan Right Sizing**
- Redundancy**
- NE WTP Repurposing**
- Linear Assets Outside of Facilities**
- Predecessor Project(s)**



Project Engineer/Manager: Eric Kramp

Director: Peter Fromm

Project Score

91.5

Problem Statement:

The flocculators at the Lake Huron Water Treatment Plant are non-functional. While the plant has been able to maintain water quality, the State of Michigan has identified this a serious issue. This project solves this problem and addresses other issues with the flocculation systems such as any found defects that in process and structure that are identified.

Scope of Work/Project Alternatives:

The project will be executed on a traditional design/bid/build delivery process. Design/build would be unsuitable as the selection of flocculation technology will be the primary driver of overall cost, and is unknown.

Other Important Info:

The contract will also correct a process defect in the plant, where a section of the station conduits can not be taken out of service without loss of the entire station. This will entail the construction of approximately 150 lineal feet of new parallel raw water conduit.

This project will also, if approved, separate the two flocculation and sedimentation basins into four, decreasing the impact of sediment upset on filter efficient and/or UFRB.

Current Expenses (All figures are in \$1,000's)

"Total Costs" include costs outside of the 10 year planning window

***Design & Construction costs are inclusive of salaries where salaries are not defined**

Activity Name	Total Costs	Actual Costs	Prior FYs	FY23	FY24	FY25	FY26	FY27	FY28	5 Year Total
GLWA Salaries	\$462	\$9	\$9	\$73	\$84	\$84	\$84	\$84	\$45	\$382
Professional Services	\$0	\$0	\$0	\$0	\$0	\$0	\$0	\$0	\$0	\$0
Design & Construction Assistance	\$7,870	\$523	\$523	\$1,627	\$1,562	\$1,194	\$1,194	\$1,194	\$641	\$5,785
Construction (Build)	\$43,000	\$0	\$0	\$0	\$5,055	\$10,728	\$10,728	\$10,728	\$5,761	\$43,000

Project Title: Northeast Water Treatment Plant High-Lift Pumping Station Improvements

Project Status: Future Planned - Within 5 Year Plan

Class Lvl 1: Water

Class Lvl 2: Treatment Plants and Facilities

Class Lvl 3: Northeast

Lookup Location: Northeast WTP

Project New to CIP:

- Innovation**
- WW Master Plan**
- Water Master Plan Right Sizing**
- Redundancy**
- NE WTP Repurposing**
- Linear Assets Outside of Facilities**
- Predecessor Project(s)**



Project Engineer/Manager: Corey Brech

Director: Peter Fromm

Project Score

82.2

Problem Statement:

Existing mechanical, electrical, instrumentation, and control system equipment within the high-lift pumping plant at the Northeast Water Treatment Plant is mostly original (i.e. 1956). The following are beyond their useful life.
Both medium-voltage and low-voltage switchgear. (Stock replacement parts are no longer available. Medium-voltage switchgear cubicles are irreparable.
All medium-voltage cables are (especially with respect to insulation properties)
Primary service transformers (being...

Scope of Work/Project Alternatives:

This project will be delivered using a design-bid-build project delivery method. The scope of work generally includes:
1) Replace medium voltage switchgear, Unit Substation 1, all motor control centers (MCCs), power panels, transformers, and lighting panels.
2) Replace HL Pumps and size according to projected demands.
3) Replace pump motor controls to accommodate remote operation.
4) Replace primary transformers and test/replace feeders to property lines. Coordinate with DTE to ensure th...

Other Important Info:

na

Project Title: Northeast Water Treatment Plant High-Lift Pumping Station Improvements

Current Expenses (All figures are in \$1,000's)

"Total Costs" include costs outside of the 10 year planning window

***Design & Construction costs are inclusive of salaries where salaries are not defined**

Activity Name	Total Costs	Actual Costs	Prior FYs	FY23	FY24	FY25	FY26	FY27	FY28	5 Year Total	FY29-33
GLWA Salaries	\$1,149	\$30	\$30	\$0	\$80	\$80	\$80	\$80	\$80	\$400	\$399
Professional Services	\$1,120	\$510	\$510	\$613	\$0	\$0	\$0	\$0	\$0	\$0	\$0
Design & Construction Assistance (Electrical Service)	\$11,000	\$0	\$0	\$0	\$2,684	\$2,677	\$1,867	\$628	\$630	\$8,486	\$2,514
Design/Engineering (Non-Critical Electrical Service Changes)	\$11,000	\$0	\$0	\$0	\$0	\$0	\$0	\$0	\$0	\$0	\$7,479
Construction (Build) #1	\$0	\$0	\$0	\$0	\$0	\$0	\$0	\$0	\$0	\$0	\$0
Construction (Electrical Service Change)	\$68,000	\$0	\$0	\$0	\$0	\$0	\$9,707	\$9,707	\$9,733	\$29,147	\$38,853
Construction (Non-Critical Electrical Service Changes)	\$80,000	\$0	\$0	\$0	\$0	\$0	\$0	\$0	\$0	\$0	\$0

Project Title: Northeast Water Treatment Plant Flocculator Replacements

Project Status: Project Execution - Construction
Class Lvl 1: Water
Class Lvl 2: Treatment Plants and Facilities
Class Lvl 3: Northeast
Lookup Location: Northeast Water Treatment Plant
 Project New to CIP:

- Innovation
- WW Master Plan
- Water Master Plan Right Sizing
- Redundancy
- NE WTP Repurposing
- Linear Assets Outside of Facilities
- Predecessor Project(s)



Project Engineer/Manager: Brian VanHall

Director: Peter Fromm

Project Score

82.4

Problem Statement:

The existing flocculators are not operable and are beyond repair, which reduces sedimentation effectiveness and creates a greater load on the filtration process. The State of Michigan Department of Environment, Great Lakes & Energy (EGLE) noted the condition of the existing flocculators at the Northeast Water Treatment Plant as a deficiency in ELGE's 2021 Northeast Water Treatment Plant Sanitary Survey, dated March 4, 2021.

Scope of Work/Project Alternatives:

This CIP project is being delivered under a design-bid-build project delivery method and generally includes the following scope of work:

1. Demolish and remove existing flocculators including drives, motors, shafts, paddle wheels, control panels, electrical service, and related appurtenances.
2. Install a complete, new flocculation system designed to current industry standards.
3. Construct new stairways and platforms to improve access to the flocculator drive galleries.

Other Important Info:

Existing flocculators are original to the plant (circa 1956) and are (1) not operable, (2) beyond repair, and (3) do not provide present day flocculation mixing energies. The new flocculation system is designed to current and best industry standards for flocculation mixing energies, tapered flocculation, and is conducive to easier operation and maintenance.

Current Expenses (All figures are in \$1,000's)

"Total Costs" include costs outside of the 10 year planning window

***Design & Construction costs are inclusive of salaries where salaries are not defined**

Activity Name	Total Costs	Actual Costs	Prior FYs	FY23	FY24	FY25	FY26	FY27	FY28	5 Year Total	FY29-33
GLWA Salaries	\$413	\$251	\$251	\$38	\$36	\$36	\$36	\$26	\$0	\$133	\$0
Professional Services (CS-272)	\$60	\$60	\$60	\$0	\$0	\$0	\$0	\$0	\$0	\$0	\$0
Professional Services (CS-166)	\$210	\$31	\$31	\$33	\$40	\$40	\$40	\$26	\$0	\$146	\$0
Construction (Build) # 1	\$12,699	\$0	\$0	\$2,318	\$2,800	\$2,792	\$2,792	\$1,997	\$0	\$10,381	\$0
											152

Project Title: NEWTP-Header Galleries and Washwater Building Structural Repair

Project Status: Future Planned - Within 5 Year Plan
Class Lvl 1: Water
Class Lvl 2: Treatment Plants and Facilities
Class Lvl 3: Northeast
Lookup Location: NA
 Project New to CIP:

- Innovation
- WW Master Plan
- Water Master Plan Right Sizing
- Redundancy
- NE WTP Repurposing
- Linear Assets Outside of Facilities
- Predecessor Project(s)



Project Engineer/Manager: Govind Patel

Director: Terry Daniel

Project Score

95.2

Problem Statement:

The NEWTP was constructed in 1953 and consist largely of reinforced concrete frames and slabs. Deterioration due to water infiltration from the hatch covers and other cracks over time has weakened some structures and and resulted in corrosion to header, catwalks, and staircase.

Scope of Work/Project Alternatives:

The scope of the project includes repair of concrete beams with new reinforcement, CFRP shear wrap and crack injection, roof slab crack injection, and crack injection of the Plant North and South High Lift vault walls. It also includes replacing all the concrete Hatch covers with steel covers and surrounding curbs to prevent water entering the hatches, together with adding concrete topping to improve drainage by providing surface area drains.

Other Important Info:

Concrete debris fell from ceiling beams on catwalks and the south header pipe vault floor during the mid-night shift on March 13, 2021. No one injured, but this incident highlighted the risk to employee safety

Current Expenses (All figures are in \$1,000's)

"Total Costs" include costs outside of the 10 year planning window

***Design & Construction costs are inclusive of salaries where salaries are not defined**

Activity Name	Total Costs	Actual Costs	Prior FYs	FY23	FY24	FY25	FY26	FY27	FY28	5 Year Total
GLWA Salaries	\$60	\$0	\$0	\$0	\$15	\$15	\$15	\$15	\$0	\$60
Design/Engineering	\$625	\$0	\$0	\$0	\$125	\$166	\$166	\$166	\$1	\$625
Construction	\$6,000	\$0	\$0	\$0	\$0	\$1,996	\$1,996	\$1,996	\$11	\$6,000

Project Title: Southwest Water Treatment Plant, Low- and High-Lift Pumping Station, Flocculation and Filtration System Improvements

Project Status: Future Planned - Ten-Year CIP

Class Lvl 1: Water

Class Lvl 2: Treatment Plants and Facilities

Class Lvl 3: Southwest

Lookup Location: Southwest WTP

Project New to CIP:

- Innovation**
- WW Master Plan**
- Water Master Plan Right Sizing**
- Redundancy**
- NE WTP Repurposing**
- Linear Assets Outside of Facilities**
- Predecessor Project(s)**



Project Engineer/Manager: Jacob Mangum

Director: Peter Fromm

Project Score

52.4

Problem Statement:

Most of the plant's process mechanical, building mechanical and electrical systems are original to the plant (circa 1962) and are nearing or are past end of useful service life. As a result, additional plant maintenance effort is necessary to meet plant operational needs.

Scope of Work/Project Alternatives:

The work includes design and construction services for the replacement of numerous large-diameter butterfly valves and water-control gates throughout the low-lift, high-lift, filtration, and flocculator buildings. The low- and high-lift pumping units, flocculators and filters will all be right sized taking into consideration the current and 20-year projected demands.

Other Important Info:

This work is included in the 2015 water master plan update. It also recommends that GLWA consider decommissioning treatment at the Southwest Water Treatment Plant if water demand continues to trend in a downward direction.

Current Expenses (All figures are in \$1,000's)

"Total Costs" include costs outside of the 10 year planning window

***Design & Construction costs are inclusive of salaries where salaries are not defined**

Activity Name	Total Costs	Actual Costs	Prior FYs	FY23	FY24	FY25	FY26	FY27	FY28	5 Year Total	FY29-33
GLWA Salaries	\$1,657	\$0	\$0	\$0	\$0	\$0	\$0	\$0	\$0	\$0	\$826
Design & Construction Assistance # 1	\$35,328	\$0	\$0	\$0	\$0	\$0	\$0	\$0	\$0	\$0	\$10,094
Construction	\$147,300	\$0	\$0	\$0	\$0	\$0	\$0	\$0	\$0	\$0	\$0

Project Title: Southwest Water Treatment Plant Chlorine Scrubber, Raw Water Screens & Related Improvements

Project Status: Project Execution - Construction
Class Lvl 1: Water
Class Lvl 2: Treatment Plants and Facilities
Class Lvl 3: Southwest
Lookup Location: Southwest WTP
 Project New to CIP:

- Innovation**
- WW Master Plan**
- Water Master Plan Right Sizing**
- Redundancy**
- NE WTP Repurposing**
- Linear Assets Outside of Facilities**
- Predecessor Project(s)**



Project Engineer/Manager: Jacob Mangum

Director: Peter Fromm

Project Score

90.6

Problem Statement:

The existing chlorine gas scrubber is nearing its end of useful service life and its absorption media will be expiring within the next few years. Similarly, the existing raw water screening system is original to the plant (circa 1962), is not functional, and is beyond repair. As a result, this system also requires replacement. Both the chlorine gas scrubber and raw water screening systems will require ancillary equipment improvements related to electrical, alarms, instrumentation, and controls.

Scope of Work/Project Alternatives:

This project will be delivered using a design-build project delivery model. The existing gas chlorine scrubber and raw water screens will be replaced with new system equipment meeting current building codes and industry best practices. The new gas chlorine scrubber and raw water screens will be designed for current and projected water demands in accordance with the recommendations of the 2015 Water Master Plan Update. The new equipment will be right-sized.

Other Important Info:

GLWA intends to use the services of AECOM under its CIP program management contract to implement this design-build project.

E. Klun 8/27/20 update as follows:
 1. RFP for DB contract delivery underway by AECOM under CS-272 Task 71011A.

Current Expenses (All figures are in \$1,000's)

"Total Costs" include costs outside of the 10 year planning window

***Design & Construction costs are inclusive of salaries where salaries are not defined**

Activity Name	Total Costs	Actual Costs	Prior FYs	FY23	FY24	FY25	FY26	5 Year Total
GLWA Salaries	\$159	\$116	\$116	\$47	\$0	\$0	\$0	\$0
Professional Services	\$629	\$211	\$211	\$445	\$1	\$0	\$0	\$1
Design/Engineering (Study)	\$0	\$0	\$0	\$0	\$0	\$0	\$0	\$0
Design-Build # 1	\$6,840	\$3,107	\$3,107	\$4,640	\$12	\$0	\$0	\$12

Project Title: Southwest Water Treatment Plant Architectural and Building Mechanical Improvements

Project Status: Future Planned - Ten-Year CIP

Class Lvl 1: Water

Class Lvl 2: Treatment Plants and Facilities

Class Lvl 3: Southwest

Lookup Location: Southwest WTP

Project New to CIP:

- Innovation**
- WW Master Plan**
- Water Master Plan Right Sizing**
- Redundancy**
- NE WTP Repurposing**
- Linear Assets Outside of Facilities**
- Predecessor Project(s)**



Project Engineer/Manager: Shakil Ahmed

Director: Peter Fromm

Project Score

38.7

Problem Statement:

Most of the existing low- and high- lift pumping station and administration buildings' mechanical equipment (HVAC, dehumidification, plumbing) and architectural components such as doors, windows, floors, and furnishings, are over 50 years old and are beyond their normal useful service life. Additional architectural improvements at Southwest Water Treatment Plant will include renovation of staff locker rooms and bathrooms, including a restroom for female staff.

Scope of Work/Project Alternatives:

This project would be delivered using a design-bid-build project delivery method. The scope of work would generally include:

1. Design of the project.
2. Remove existing building mechanical and architectural systems.
3. Install new heating and ventilating systems process and administration areas.
4. Install new air-conditioning systems for administration areas.
5. Install new dehumidification systems for the high-lift header vault.
6. Install new interior and exterior doors and windows.

...

Other Important Info:

CS-1528 water master plan update included these improvements.

Project Title: Southwest Water Treatment Plant Architectural and Building Mechanical Improvements

Current Expenses (All figures are in \$1,000's)

"Total Costs" include costs outside of the 10 year planning window

***Design & Construction costs are inclusive of salaries where salaries are not defined**

Activity Name	Total Costs	Actual Costs	Prior FYs	FY23	FY26	FY27	FY28	5 Year Total	FY29-33
GLWA Salaries	\$141	\$0	\$0	\$0	\$0	\$0	\$0	\$0	\$0
Professional Services	\$0	\$0	\$0	\$0	\$0	\$0	\$0	\$0	\$0
Design & Construction Assistance # 1	\$1,500	\$0	\$0	\$0	\$0	\$0	\$0	\$0	\$0
Construction	\$7,000	\$0	\$0	\$0	\$0	\$0	\$0	\$0	\$0

Project Title: SWP Reservoir Replacement

Project Status: Cancelled
Class Lvl 1: Water
Class Lvl 2: Treatment Plants and Facilities
Class Lvl 3: Southwest
Lookup Location: SWP
 Project New to CIP:

- Innovation
- WW Master Plan
- Water Master Plan Right Sizing
- Redundancy
- NE WTP Repurposing
- Linear Assets Outside of Facilities
- Predecessor Project(s)



Reservoir No. 3, Access door cut into side of reservoir to perform work.

Project Engineer/Manager: John McCallum

Director: Peter Fromm

Project Score

75.6

Problem Statement:

The three carbon steel 10 million gallon reservoirs at the SWP are 60 years old and coming to the end of their useful life.

Scope of Work/Project Alternatives:

Replace all three steel 10-Million-gallon reservoirs with preloaded circular concrete reservoirs similar to those currently being built at the West Service Center. One reservoir will be replaced in each low demand season over a three-year construction period.
 Refurbish the seals and add electric operators on eight 96-inch valves,
 Refurbish or replace two 48-inch valves.
 Remove lead paint from the main headers and operators and repaint.
 Install new overflow swales, sample stations, lighting...

Other Important Info:

Project Delivery Method: Design-Bid-Build
 Schedule: Start Design 2023, Start Construction: 2025 – 2029 Complete
 Estimated Cost: \$45,000,000 (includes escalation through duration of project)
 50-year projected cost to maintain existing reservoirs to store high-quality drinking water is estimated to be \$58M as compared to install and maintain new concrete reservoirs over the same period of \$42M.

Current Expenses (All figures are in \$1,000's)

“Total Costs” include costs outside of the 10 year planning window

*Design & Construction costs are inclusive of salaries where salaries are not defined

Activity Name	Total Costs	Actual Costs	Prior FYs	FY23	FY24	FY25	FY26	FY27	FY28	5 Year Total	FY29-33
GLWA Salaries	\$0	\$0	\$0	\$0	\$0	\$0	\$0	\$0	\$0	\$0	\$0
Design/Engineering	\$0	\$0	\$0	\$0	\$0	\$0	\$0	\$0	\$0	\$0	\$0
Construction	\$0	\$0	\$0	\$0	\$0	\$0	\$0	\$0	\$0	\$0	\$0

Project Title: SW Flight and Chain Upgrades

Project Status: Project Execution - Construction

Class Lvl 1: Water

Class Lvl 2: Treatment Plants and Facilities

Class Lvl 3: Southwest

Lookup Location: SWTP

Project New to CIP:

- Innovation**
- WW Master Plan**
- Water Master Plan Right Sizing**
- Redundancy**
- NE WTP Repurposing**
- Linear Assets Outside of Facilities**
- Predecessor Project(s)**



Project Engineer/Manager: Shakil Ahmed

Director: Terry Daniel

Project Score

68.7

Problem Statement:

The existing flight and chains are not in service and require replacement due to poor performance.

Scope of Work/Project Alternatives:

The flight and chain system will be removed and replaced with upgraded components and new control logic.

Other Important Info:

Project not scored by risk committee since it is far advanced

Current Expenses (All figures are in \$1,000's)

"Total Costs" include costs outside of the 10 year planning window

***Design & Construction costs are inclusive of salaries where salaries are not defined**

Activity Name	Total Costs	Actual Costs	Prior FYs	FY23	FY24	5 Year Total
GLWA Salaries	\$27	\$0	\$0	\$13	\$14	\$14
Construction	\$3,000	\$0	\$0	\$1,423	\$1,577	\$1,577

Project Title: Springwells Water Treatment Plant, Low-Lift and High-Lift Pumping Station Improvements

Project Status: Project Execution - Design

Class Lvl 1: Water

Class Lvl 2: Treatment Plants and Facilities

Class Lvl 3: Springwells

Lookup Location: Springwells WTP

Project New to CIP:

- Innovation**
- WW Master Plan**
- Water Master Plan Right Sizing**
- Redundancy**
- NE WTP Repurposing**
- Linear Assets Outside of Facilities**
- Predecessor Project(s)**



Project Engineer/Manager: Erich Klun

Director: Peter Fromm

Project Score

90.9

Problem Statement:

Existing low- and high-lift pumping system electrical switchgear is original to the plant (1930s) and well beyond it's useful service life. This switchgear is unsafe, unreliable and is oversized for current and projected demands. The existing pumping units are a mix of 1930s and 1950s units and are in need of either replacement or in the case of the pumps rehabilitation. The exterior windows on the pumping plant building are original (1930s), in poor condition and are not well insulated. As a r...

Scope of Work/Project Alternatives:

This CIP project will be delivered under a design-bid-build project delivery using a single-prime engineering consultant and multiple prime construction contracts to deliver the entire project. The scope of work generally includes:

1. Replacement of low- and high-lift pumping units, including pumps, motors, valves, and piping.
2. Replacement of exterior windows in the pump house, turbine house, boiler house, and switch house.
3. Replacement of medium-voltage electrical system.
4. Replacemen...

Other Important Info:

E. Klun 8/19/20 updates:
1. Scope updates are being added to the design being completed under Contract CS-103 via Amendment No. 2 that is expected to go for approval in September of October 2020. Cashflow and schedule updates herein reflect both the engineering and construction impacts of an approved CS-103 Amendment No. 2.

Project Title: Springwells Water Treatment Plant, Low-Lift and High-Lift Pumping Station Improvements

Current Expenses (All figures are in \$1,000's)

“Total Costs” include costs outside of the 10 year planning window

***Design & Construction costs are inclusive of salaries where salaries are not defined**

Activity Name	Total Costs	Actual Costs	Prior FYs	FY23	FY24	FY25	FY26	FY27	FY28	5 Year Total	FY29-33
GLWA Salaries	\$2,727	\$748	\$748	\$269	\$313	\$312	\$312	\$312	\$313	\$1,562	\$157
Professional Services	\$108	\$84	\$84	\$26	\$0	\$0	\$0	\$0	\$0	\$0	\$0
Professional Services (MISC)	\$20	\$20	\$20	\$0	\$0	\$0	\$0	\$0	\$0	\$0	\$0
Design/Engineering (CS-103)	\$15,244	\$8,782	\$8,782	\$1,135	\$1,466	\$1,462	\$752	\$752	\$754	\$5,185	\$379
Design-Build # 1 (Contract A, 1900134, 1904795)	\$17,161	\$13,145	\$13,145	\$1,889	\$2,192	\$0	\$0	\$0	\$0	\$2,192	\$0
Construction (Contract B)	\$52,000	\$0	\$0	\$1,500	\$13,925	\$18,887	\$13,887	\$3,800	\$0	\$50,500	\$0
Construction (Contract C)	\$200,000	\$0	\$0	\$0	\$0	\$7,245	\$8,530	\$23,263	\$23,367	\$62,404	\$108,050
Construction (Contract D)	\$16,000	\$0	\$0	\$0	\$0	\$0	\$3,940	\$7,989	\$4,071	\$16,000	\$0

Project Title: Springwells Water Treatment Plant, Administration Building Improvements & Underground Fire Protection Loop

Project Status: Future Planned - Ten-Year CIP
Class Lvl 1: Water
Class Lvl 2: Treatment Plants and Facilities
Class Lvl 3: Springwells
Lookup Location: Springwells WTP
 Project New to CIP:

- Innovation**
- WW Master Plan**
- Water Master Plan Right Sizing**
- Redundancy**
- NE WTP Repurposing**
- Linear Assets Outside of Facilities**
- Predecessor Project(s)**



Project Engineer/Manager: Peter Fromm

Director: Peter Fromm

Project Score

76.4

Problem Statement:

Existing administration building, bathrooms, machine shop and offices throughout the facility are nearly 90 years old with many of its facilities being original to the plant. The building needs architectural, plumbing and electrical improvements.

Scope of Work/Project Alternatives:

The work includes removal and replacement of the existing plumbing and electrical along with architectural upgrades. The machine shop will be upgraded to include new air conditioning. There is an existing locker room that will be converted to a training center.

Other Important Info:

Challenges: . All plumbing needs to be replaced, the majority of which is in existing walls. The underground facilities (e.g., electrical duct banks, gas service mains, fiber optic, tunnels, conduits, major pipelines, etc.) at Springwells have been modified several times since initially being commissioned around 1930.

Current Expenses (All figures are in \$1,000's)

“Total Costs” include costs outside of the 10 year planning window

***Design & Construction costs are inclusive of salaries where salaries are not defined**

Activity Name	Total Costs	Actual Costs	Prior FYs	FY23	FY24	FY25	FY26	FY27	FY28	5 Year Total	FY29-33
GLWA Salaries	\$281	\$91	\$91	\$17	\$20	\$20	\$20	\$20	\$20	\$102	\$71
Professional Services	\$152	\$37	\$37	\$4	\$0	\$0	\$0	\$0	\$0	\$0	\$115
Design/Engineering (CS-282)	\$1,415	\$1,088	\$1,088	\$0	\$0	\$0	\$0	\$0	\$0	\$0	\$327
Design/Engineering (CS-201)	\$0	\$0	\$0	\$0	\$0	\$0	\$0	\$0	\$0	\$0	\$0
Construction (Build) # 1	\$4,846	\$0	\$0	\$0	\$0	\$0	\$0	\$0	\$0	\$0	\$4,846

Project Title: Power Quality: Electric Metering Improvement Program

Project Status: Active - Pre-Procurement
- Design
Class Lvl 1: Centralized Services
Class Lvl 2: Programs
Class Lvl 3: Programs
Lookup Location: System-wide
 Project New to CIP:

- Innovation**
- WW Master Plan**
- Water Master Plan Right Sizing**
- Redundancy**
- NE WTP Repurposing**
- Linear Assets Outside of Facilities**
- Predecessor Project(s)**



Power Quality Meters

Project Engineer/Manager: Eric Griffin

Director: John Norton

Project Score

0

Problem Statement:

This includes advanced meters for measuring power usage in real-time to reduce the electrical demands and further optimize load management practices, GLWA experienced a lot of power outages at facilities. The installation of the New Power Monitors provide real wave form data to determine the cause of the outages and the time period of sagging or swelling voltage which effects the integrity of the equipment. MFG 7/25/2019

Scope of Work/Project Alternatives:

This program will increase the number of electric meters at pumping stations and treatment facilities to facilitate active demand management to reduce electricity rates. The meters can be tied to the existing data management system for data archival and use.
The installation of the New Power Monitors will provide real wave form data to determine the cause of outages and the time period of sagging or swelling voltage which effects the integrity of equipment. MFG 07/25/2019

Other Important Info:

Project History: Project will find high demand (kW) sites i.e all the water treatment plants (Phase 1)
We would like to change the project to design build and move up on the CIP. The outages are affecting the pressures resulting in water main breaks and boil water advisories, This will help to better communicate DTE problems that occur and lead to solutions to improve the process or equipment. MFG 7/25/2019

Current Expenses (All figures are in \$1,000's)

"Total Costs" include costs outside of the 10 year planning window

***Design & Construction costs are inclusive of salaries where salaries are not defined**

Activity Name	Total Costs	Actual Costs	Prior FYs	FY23	FY24	FY25	FY26	FY27	FY28	5 Year Total
GLWA Salaries	\$125	\$0	\$0	\$37	\$44	\$44	\$0	\$0	\$0	\$89
Design/Engineering	\$2,498	\$0	\$0	\$452	\$1,024	\$1,022	\$0	\$0	\$0	\$2,046

Project Title: Springwells Water Treatment Plant Powdered Activated Carbon System Improvements

Project Status: Future Planned - Ten-Year CIP

Class Lvl 1: Water

Class Lvl 2: Treatment Plants and Facilities

Class Lvl 3: Springwells

Lookup Location: Springwells WTP

Project New to CIP:

- Innovation**
- WW Master Plan**
- Water Master Plan Right Sizing**
- Redundancy**
- NE WTP Repurposing**
- Linear Assets Outside of Facilities**
- Predecessor Project(s)**



Picture

Project Engineer/Manager: Justin Kietur

Director: Peter Fromm

Project Score

36.8

Problem Statement:

Powdered activated carbon (PAC) is added to the treatment process to address taste and odor issues in the raw water supply. Taste and odor issues are infrequent, but the existing PAC system is difficult to operate and maintain. A more operator friendly and easier to maintain system is needed. Currently the plant is able to feed PAC through extraordinary measures due to deficiencies in the system. This creates additional operations and maintenance expense and inefficiencies. If raw water quality...

Scope of Work/Project Alternatives:

Replacement of the existing powdered activated carbon system with a new system designed for improved operations and maintainability when PAC dosing is needed.

The scope of work will generally include the following:

- 1) Repair of concrete and piping at the dry carbon delivery station and replacement of dust collectors.
- 2) Inspection of underground carbon slurry tanks and repair of damage to concrete and fiberglass lining.
- 3) Replacement of PAC transfer pumps and associated piping, valves and co...

Other Important Info:

Project Challenges: PAC equipment runs through congested storage areas and pipe chases.

Project Title: Springwells Water Treatment Plant Powdered Activated Carbon System Improvements

Current Expenses (All figures are in \$1,000's)

“Total Costs” include costs outside of the 10 year planning window

***Design & Construction costs are inclusive of salaries where salaries are not defined**

Activity Name	Total Costs	Actual Costs	Prior FYs	FY23	FY25	FY26	FY27	FY28	5 Year Total	FY29-33
GLWA Salaries	\$159	\$0	\$0	\$0	\$0	\$0	\$0	\$0	\$0	\$158
Professional Services	\$0	\$0	\$0	\$0	\$0	\$0	\$0	\$0	\$0	\$0
Design/Engineering	\$975	\$0	\$0	\$0	\$0	\$0	\$0	\$6	\$6	\$969
Construction (Build) # 1	\$2,900	\$0	\$0	\$0	\$0	\$0	\$0	\$0	\$0	\$2,900

Project Title: Springwells Water Treatment Plant 1930 Sedimentation Basin Sluice Gates, Guides & Hoists Improvements

Project Status: Project Execution - Construction

Class Lvl 1: Water

Class Lvl 2: Treatment Plants and Facilities

Class Lvl 3: Springwells

Lookup Location: Springwells WTP

Project New to CIP:

- Innovation**
- WW Master Plan**
- Water Master Plan Right Sizing**
- Redundancy**
- NE WTP Repurposing**
- Linear Assets Outside of Facilities**
- Predecessor Project(s)**



Updated project photo

Project Engineer/Manager: Peter Fromm

Director: Peter Fromm

Project Score

86.1

Problem Statement:

Existing sedimentation basin gates, guides and hoists are early 1930s and are in need of replacement. Operation of the sluice gates in their existing condition and design does not meet current best practices for safe maintenance and operation.

Scope of Work/Project Alternatives:

This CIP project is being delivered under a design-build project delivery method and generally includes the following scope of work:

1. Demolition of the existing eight (8) 1930 sedimentation basins gates, guides, and hoist.
2. Installation of the new eight (8) 1930 sedimentation basins gates, guides, and actuators.
3. Concrete restoration within the four (4) 1930 sedimentation basins.
4. Concrete repairs to the air vents, access ramp, access hatches on top of the 1930 sedimentation basin...

Other Important Info:

Challenges: Work will require the 1930's plant to be shutdown during three low demand seasons to complete the work. This contractor will need to coordination with CON-170: Sludge Removal and Disposal for cleaning the sedimentation basins, SP-563, CON-253, and other construction projects to ensure that the system can handle the long duration shutdown.

Project Title: Springwells Water Treatment Plant 1930 Sedimentation Basin Sluice Gates, Guides & Hoists Improvements

Current Expenses (All figures are in \$1,000's)

“Total Costs” include costs outside of the 10 year planning window

***Design & Construction costs are inclusive of salaries where salaries are not defined**

Activity Name	Total Costs	Actual Costs	Prior FYs	FY23	FY24	FY25	FY26	FY27	FY28	5 Year Total	FY29-33
GLWA Salaries	\$240	\$243	\$243	(\$3)	\$0	\$0	\$0	\$0	\$0	\$0	\$0
Professional Services	\$127	\$61	\$61	\$79	\$0	\$0	\$0	\$0	\$0	\$0	\$0
Contractual Professional Services (1802774)	\$23	\$23	\$23	\$0	\$0	\$0	\$0	\$0	\$0	\$0	\$0
Design/Engineering (CS-289)	\$23	\$23	\$23	\$0	\$0	\$0	\$0	\$0	\$0	\$0	\$0
Design-Build # 1 (1802774)	\$13,703	\$11,440	\$11,440	\$2,263	\$0	\$0	\$0	\$0	\$0	\$0	\$0

Project Title: Springwells Water Treatment Plant, Yard Piping and High-Lift Header Improvements

Project Status: Future Planned - Ten-Year CIP

Class Lvl 1: Water

Class Lvl 2: Treatment Plants and Facilities

Class Lvl 3: Springwells

Lookup Location: Springwells WTP

Project New to CIP:

- Innovation**
- WW Master Plan**
- Water Master Plan Right Sizing**
- Redundancy**
- NE WTP Repurposing**
- Linear Assets Outside of Facilities**
- Predecessor Project(s)**



Project Engineer/Manager: Erich Klun

Director: Peter Fromm

Project Score

58.3

Problem Statement:

Six (6) of the seven (7) 72-inch mains leaving the site are original to the 1930 plant construction and consist of riveted steel pipe material. Main No. 7 is a prestressed concrete cylinder pipe material installed in 1958. The steel mains are leaking and in need of replacement to maintain system reliability. Additionally, isolation valves associated with the 72-inch mains need to be replaced because several are leaking and unable to isolate flow. It is suspected that the other large-diameter is...

Scope of Work/Project Alternatives:

This project consists of removal and replacement of the High Pressure Zone (HPZ) and Intermediate Pressure Zone (IPZ) discharge header piping and yard piping with additional replacement occurring outside the Springwell's Property to locations that minimize the number of isolation points required for work to be completed. The scope will be divided between IPZ and HPZ to maintain operations during construction. This project also includes miscellaneous site infrastructure improvements such as the...

Other Important Info:

E. Klun 8/28/20 update based on the outcome of AECOM's effort on CS-272 Task 71013A, Phase I is as follows:

The project will be delivered by multiple projects comprised of equipment procurement, DB construction, consultant services, and DBB construction contracts as follows:

- 1.Contract A, Procurement of large diameter, high-performance butterfly valves to be installed under Contract D.
- 2.Contract B, Procurement of pressure regulating/flow control valves to be installed under Contract E...

Project Title: Springwells Water Treatment Plant, Yard Piping and High-Lift Header Improvements

Current Expenses (All figures are in \$1,000's)

"Total Costs" include costs outside of the 10 year planning window

***Design & Construction costs are inclusive of salaries where salaries are not defined**

Activity Name	Total Costs	Actual Costs	Prior FYs	FY23	FY24	FY25	FY26	FY27	FY28	5 Year Total	FY29-33
GLWA Salaries	\$1,968	\$160	\$160	\$0	\$0	\$0	\$0	\$0	\$0	\$0	\$1,065
Professional Services	\$1,831	\$1,621	\$1,621	\$286	\$0	\$0	\$0	\$0	\$0	\$0	\$0
CMAR #1	\$215,000	\$0	\$0	\$0	\$0	\$0	\$0	\$0	\$0	\$0	\$166,482

Project Title: Springwells Water Treatment Plant Steam, Condensate Return, and Compressed Air Piping Improvements

Project Status: Project Execution - Construction

Class Lvl 1: Water

Class Lvl 2: Treatment Plants and Facilities

Class Lvl 3: Springwells

Lookup Location: Springwells WTP

Project New to CIP:

- Innovation**
- WW Master Plan**
- Water Master Plan Right Sizing**
- Redundancy**
- NE WTP Repurposing**
- Linear Assets Outside of Facilities**
- Predecessor Project(s)**



Maintenance building photo 1 of finished section of piping

Project Engineer/Manager: Brian VanHall

Director: Peter Fromm

Project Score

77

Problem Statement:

The steam, condensate return, compressed air, and natural gas piping systems at the Springwells WTP need to be replaced. These systems are original to the plant (i.e. 1930 or 1958) and are beyond their useful life. The existing steam and condensate systems are in poor condition and require multiple repairs each heating season due to frequent failures. This often requires taking the entire steam system out of service which places equipment at risk of freezing. Active steam, condensate, and air l...

Scope of Work/Project Alternatives:

This project is being delivered using a design-bid-build project delivery method. This engineering services contract involves designing a new, more energy-efficient steam heating system for the entire Springwells Water Treatment Plant, including all steam unit heaters, steam piping, condensate return piping, condensate return pumping stations, steam pressure reducing valves, and appurtenances. This project also includes replacing the compressed air piping in the plant used for service air. Once...

Other Important Info:

Many components of the existing system are original to the existing heating system, are not functioning and need to be replaced. Seasonal work and sequencing with the heating season is required.

Project Title: Springwells Water Treatment Plant Steam, Condensate Return, and Compressed Air Piping Improvements

Current Expenses (All figures are in \$1,000's)

“Total Costs” include costs outside of the 10 year planning window

***Design & Construction costs are inclusive of salaries where salaries are not defined**

Activity Name	Total Costs	Actual Costs	Prior FYs	FY23	FY24	FY25	FY26	FY27	FY28	5 Year Total	FY29-33
GLWA Salaries	\$278	\$186	\$186	\$55	\$39	\$0	\$0	\$0	\$0	\$39	\$0
Professional Services	\$8	\$8	\$8	\$0	\$0	\$0	\$0	\$0	\$0	\$0	\$0
Professional Services (MISC)	\$5	\$5	\$5	\$0	\$0	\$0	\$0	\$0	\$0	\$0	\$0
Contractual Professional Services (Clark Const CON-252)	\$277	\$277	\$277	\$0	\$0	\$0	\$0	\$0	\$0	\$0	\$0
Design/Engineering (CS-1671)	\$1,776	\$1,367	\$1,367	\$263	\$173	\$0	\$0	\$0	\$0	\$173	\$0
Construction (Build) # 1 (CON-252)	\$25,643	\$22,576	\$22,576	\$2,314	\$921	\$0	\$0	\$0	\$0	\$921	\$0

Project Title: Springwells Water Treatment Plant 1958 Settled Water Conduits and Loading Dock Concrete Pavement Replacement

Project Status: Project Execution - Construction

Class Lvl 1: Water

Class Lvl 2: Treatment Plants and Facilities

Class Lvl 3: Springwells

Lookup Location: Springwells WTP

Project New to CIP:

- Innovation**
- WW Master Plan**
- Water Master Plan Right Sizing**
- Redundancy**
- NE WTP Repurposing**
- Linear Assets Outside of Facilities**
- Predecessor Project(s)**



Project Engineer/Manager: Peter Fromm

Director: Peter Fromm

Project Score

71.7

Problem Statement:

The existing concrete pavement that covers the 1958 settled water conduits has failed with significant concrete deterioration and corrosion of the reinforcement steel. The condition of the concrete pavement has deteriorated over the past 12 months and the concrete is crumbling in many areas. The conditions in certain areas are such that there are now potential safety hazards to those walking on the pavement. The plant chemists have to walk some of the areas frequently to obtain settled water sa...

Scope of Work/Project Alternatives:

This CIP project is being delivered under a design-bid-build project delivery method and generally includes the following scope of work:

1. Demolition of the existing concrete pavement that covers the 1958 settled water conduit and the loading dock.
2. Placement of new concrete pavement that covers the 1958 settled water conduit and the loading dock.
3. Demolition and installation of handrail around the 1958 settled water conduit.
4. Demolition of the existing concrete loading dock.
- 5....

Other Important Info:

Challenge: There are equipment limitations on the settled water conduit to avoid damaging the structure concrete of the settled water conduit.

Project Title: Springwells Water Treatment Plant 1958 Settled Water Conduits and Loading Dock Concrete Pavement Replacement

Current Expenses (All figures are in \$1,000's)

“Total Costs” include costs outside of the 10 year planning window

***Design & Construction costs are inclusive of salaries where salaries are not defined**

Activity Name	Total Costs	Actual Costs	Prior FYs	FY23	FY24	FY25	FY26	FY27	FY28	5 Year Total	FY29-33
GLWA Salaries	\$115	\$115	\$115	\$0	\$0	\$0	\$0	\$0	\$0	\$0	\$0
Professional Services	\$252	\$230	\$230	\$8	\$0	\$0	\$0	\$0	\$0	\$0	\$0
Professional Services (CS-166)	\$10	\$10	\$10	\$0	\$0	\$0	\$0	\$0	\$0	\$0	\$0
Design/Engineering	\$26	\$26	\$26	\$0	\$0	\$0	\$0	\$0	\$0	\$0	\$0
Design/Engineering (CS-272)	\$0	(\$2)	\$0	\$0	\$0	\$0	\$0	\$0	\$0	\$0	\$0
Construction (Build) #1	\$1,187	\$1,187	\$1,187	\$0	\$0	\$0	\$0	\$0	\$0	\$0	\$0

Project Title: Springwells Water Treatment Plant Flocculator Drive Replacements

Project Status: Active - Procurement - Construction

Class Lvl 1: Water

Class Lvl 2: Treatment Plants and Facilities

Class Lvl 3: Springwells

Lookup Location: Springwells WTP

Project New to CIP:

- Innovation**
- WW Master Plan**
- Water Master Plan Right Sizing**
- Redundancy**
- NE WTP Repurposing**
- Linear Assets Outside of Facilities**
- Predecessor Project(s)**



Project Engineer/Manager: Peter Fromm

Director: Peter Fromm

Project Score

89.7

Problem Statement:

The existing 1958 flocculators are beyond useful service life and require replacement.

Scope of Work/Project Alternatives:

This CIP will be delivered under a design-bid-build project delivery model. The scope of work will generally include the following:

1. Replacement of the existing flocculator drives, motors, and control panels.
2. Replacement of all drive shaft bearings and associated grease lines.
3. Replacement of access doors between the flocculator chambers
4. Replacement of ladder rungs to all flocculators.
5. Improvement of flocculation system related instrumentation and controls.
6. Flocculator b...

Other Important Info:

Implementation of this CIP project is being sequenced and coordinated with the 1930 Sedimentation Basins Sluice Gate Improvements Project.

Project Title: Springwells Water Treatment Plant Flocculator Drive Replacements

Current Expenses (All figures are in \$1,000's)

“Total Costs” include costs outside of the 10 year planning window


***Design & Construction costs are inclusive of salaries where salaries are not defined**

Activity Name	Total Costs	Actual Costs	Prior FYs	FY23	FY24	FY25	FY26	5 Year Total
GLWA Salaries	\$309	\$73	\$73	\$57	\$67	\$67	\$46	\$180
Professional Services	\$164	\$63	\$63	\$108	\$0	\$0	\$0	\$0
Design & Construction Assistance # 1	\$1,893	\$780	\$780	\$320	\$317	\$317	\$216	\$850
Design/Engineering (CS-259)	\$45	\$45	\$45	\$0	\$0	\$0	\$0	\$0
Construction (Build) # 1	\$22,945	\$0	\$0	\$2,796	\$7,525	\$7,504	\$5,119	\$20,149

Project Title: Springwells Water Treatment Plant - Service Building Electrical Substation and Miscellaneous Improvements

Project Status: Active - Pre-Procurement
- Design
Class Lvl 1: Water
Class Lvl 2: Treatment Plants and Facilities
Class Lvl 3: Springwells
Lookup Location: Water Treatment Plants
 Project New to CIP:

- Innovation**
- WW Master Plan**
- Water Master Plan Right Sizing**
- Redundancy**
- NE WTP Repurposing**
- Linear Assets Outside of Facilities**
- Predecessor Project(s)**



Picture

Project Engineer/Manager: Justin Kietur

Director: Peter Fromm

Project Score

62.7

Problem Statement:

The electrical substation located inside the Service Building provides electrical service to the entire service building including the filter wash water pumping units. The existing electrical substation has experienced corrosion to its interior components and electrical cables. As a result the substation does not automatically switch-over during power trips and requires manual switch-over. This substation provides power to the filter wash water pumps and if there are power disruptions associate...

Scope of Work/Project Alternatives:

Project will be delivered using a progressive design-build project delivery. The scope of improvements will generally include:

1. Replacement of the electrical substation in the 1958 Service Building
2. Connection of replacement electrical substation to Ovation for status monitoring
3. Replacement of electrical panel in 1930 plant and new conduit and cable runs to the associated equipment
4. Rehab of masonry on exterior of phosphoric acid fill station
5. Insulation of piping and pipe chase...

Other Important Info:

None

Current Expenses (All figures are in \$1,000's)

"Total Costs" include costs outside of the 10 year planning window

***Design & Construction costs are inclusive of salaries where salaries are not defined**

Activity Name	Total Costs	Actual Costs	Prior FYs	FY23	FY24	FY25	FY28	5 Year Total	FY29-33
GLWA Salaries	\$178	\$0	\$0	\$0	\$0	\$0	\$75	\$75	\$103
Professional Services	\$0	\$0	\$0	\$0	\$0	\$0	\$0	\$0	\$0
Design/Engineering	\$2,163	\$0	\$0	\$0	\$0	\$0	\$58	\$58	\$2,105

Project Title: Water Works Park Water Treatment Plant Yard Piping, Valves and Venturi Meters Replacement

Project Status: Project Execution - Construction

Class Lvl 1: Water

Class Lvl 2: Treatment Plants and Facilities

Class Lvl 3: Water Works Park

Lookup Location: Waterworks Park WTP

Project New to CIP:

- Innovation**
- WW Master Plan**
- Water Master Plan Right Sizing**
- Redundancy**
- NE WTP Repurposing**
- Linear Assets Outside of Facilities**
- Predecessor Project(s)**



Project Engineer/Manager: Jacob Mangum

Director: Peter Fromm

Project Score

77.9

Problem Statement:

The existing yard piping is 80-140 years old and requires replacement with new piping installed in a more efficient configuration.

Scope of Work/Project Alternatives:

This project is being delivered using a design-bid-build project delivery method. The scope of work generally includes:

1. Removing existing yard piping, valves and buried venturi meters and related vaults.
2. Constructing new yard piping, valves, water production flow meters, buried valve and meter vaults, and related system equipment.
3. Connecting to existing transmission main piping.
4. Testing and commissioning the new main, valves and water production flow metering equipment.
5. Rest...

Other Important Info:

This project is being coordinated with the new Waterworks Park to Northeast Transmission Main project.

Challenges: Complicated sequence of construction, and demands of DWSD must be maintained along with the coordination transmission system between Water Works Park and Northeast WTPs. Condition of existing valves required to complete the work is unknown. Complex construction staging is accounted for in the design to avoid loss of service and delays to the construction contract. Multiple line ...

Project Title: Water Works Park Water Treatment Plant Yard Piping, Valves and Venturi Meters Replacement

Current Expenses (All figures are in \$1,000's)

“Total Costs” include costs outside of the 10 year planning window

***Design & Construction costs are inclusive of salaries where salaries are not defined**

Activity Name	Total Costs	Actual Costs	Prior FYs	FY23	FY24	FY25	FY26	FY27	FY28	5 Year Total	FY29-33
GLWA Salaries	\$504	\$106	\$106	\$72	\$87	\$87	\$87	\$65	\$0	\$326	\$0
Professional Services	\$9	\$9	\$9	\$0	\$0	\$0	\$0	\$0	\$0	\$0	\$0
Design/Engineering (CS-055)	\$5,598	\$2,966	\$2,966	\$526	\$576	\$574	\$574	\$431	\$0	\$2,156	\$0
Design/Engineering - (RECLASSIFICATION 115001/115003/115004)	\$44	\$44	\$44	\$0	\$0	\$0	\$0	\$0	\$0	\$0	\$0
Construction (Build) # 1 (2000610)	\$49,468	\$11,270	\$11,270	\$9,677	\$8,356	\$8,334	\$8,334	\$6,256	\$0	\$31,280	\$0
Miscellaneous	\$450	\$450	\$450	\$0	\$0	\$0	\$0	\$0	\$0	\$0	\$0

Project Title: WWP WTP Building Ventilation Improvements

Project Status: Project Execution - Design

Class Lvl 1: Water

Class Lvl 2: Treatment Plants and Facilities

Class Lvl 3: Water Works Park

Lookup Location: Water Works Park WTP

Project New to CIP:

- Innovation**
- WW Master Plan**
- Water Master Plan Right Sizing**
- Redundancy**
- NE WTP Repurposing**
- Linear Assets Outside of Facilities**
- Predecessor Project(s)**



Water Works Park Water Treatment Plant

Project Engineer/Manager: Michael Dunne

Director: Terry Daniel

Project Score

93

Problem Statement:

The existing ventilation systems are not adequate for the chemical storage rooms, the ozone generator room, ozone destruct room, laboratory rooms, pilot plant rooms, flocculation and sedimentation rooms, and filter galleries at the Water Works Park Water Treatment Plant. Inadequate ventilation poses safety hazards to employees and visitors.

Scope of Work/Project Alternatives:

This project will be delivered using a design-bid-build project delivery method. The scope of work will generally include the following:

- 1) Design of the improved, new ventilation systems for the facility.
- 2) Selective removal of existing ventilation system equipment.
- 3) Construction of new mechanical ventilation systems.
- 4) Installation of electrical feeders for new mechanical ventilation equipment.
- 5) Installation of new instrumentation equipment for monitoring and alarms, including int...

Other Important Info:

Many of the areas of work are adjacent to the tour path. Ventilation improvements should eliminate noxious gasses from entering the tour path.

Project Title: WWP WTP Building Ventilation Improvements

Current Expenses (All figures are in \$1,000's)

"Total Costs" include costs outside of the 10 year planning window

***Design & Construction costs are inclusive of salaries where salaries are not defined**

Activity Name	Total Costs	Actual Costs	Prior FYs	FY23	FY24	FY25	FY26	FY27	FY28	5 Year Total	FY29-33
GLWA Salaries	\$238	\$8	\$8	\$64	\$77	\$77	\$13	\$0	\$0	\$166	\$0
Professional Services	\$0	\$0	\$0	\$0	\$0	\$0	\$0	\$0	\$0	\$0	\$0
Design & Construction Assistance # 1 (1802499)	\$1,350	\$770	\$770	\$174	\$194	\$194	\$32	\$0	\$0	\$420	\$0
Construction (Build) # 1 (1802499)	\$14,953	\$0	\$0	\$4,141	\$5,003	\$4,989	\$820	\$0	\$0	\$10,812	\$0

Project Title: Water Works Park Site/Civil Improvements

Project Status: Future Planned - Ten-Year CIP

Class Lvl 1: Water

Class Lvl 2: Treatment Plants and Facilities

Class Lvl 3: Water Works Park

Lookup Location: Water Works Park WTP

Project New to CIP:

- Innovation**
- WW Master Plan**
- Water Master Plan Right Sizing**
- Redundancy**
- NE WTP Repurposing**
- Linear Assets Outside of Facilities**
- Predecessor Project(s)**



Water Works Park Water Treatment Plant

Project Engineer/Manager: Michael Dunne

Director: Peter Fromm

Project Score

53.9

Problem Statement:

Many of the existing roadways and pedestrian sidewalks have substantial cracking, crumbling concrete and un-even surfaces whose condition becomes deteriorates every year. The concrete bases for several portions of the site perimeter security fencing are also heavily deteriorated with crumbling concrete. Additionally, there is insufficient employee and visitor parking space for the facility and new parking areas are needed to meet the needs of employees and visitors. There is no truck vehicle we...

Scope of Work/Project Alternatives:

This project will be delivered using a design-build project delivery. The schedule is predicated on using AECOM's design build assistance services under its CIP Program Management Contract CS-272. The scope of work for this project includes the following:

1. Construct 30 car parking lot adjacent to plant employee lot.
2. Construct 20 car parking lot across from maintenance garage to serve as GLWA vehicle parking.
3. Construct 10 car parking lot across from engineering building to serve as vi...

Other Important Info:

Concrete conditions will continue to worsen over the years.

Project Title: Water Works Park Site/Civil Improvements

Current Expenses (All figures are in \$1,000's)

“Total Costs” include costs outside of the 10 year planning window

***Design & Construction costs are inclusive of salaries where salaries are not defined**

Activity Name	Total Costs	Actual Costs	Prior FYs	FY23	FY26	FY27	FY28	5 Year Total	FY29-33
GLWA Salaries	\$164	\$0	\$0	\$0	\$0	\$0	\$41	\$41	\$123
Professional Services	\$0	\$0	\$0	\$0	\$0	\$0	\$0	\$0	\$0
Design & Construction Assistance # 1 (CS-272)	\$1,343	\$0	\$0	\$0	\$0	\$0	\$341	\$341	\$1,002
Construction (Build) # 1 (TBD)	\$4,389	\$0	\$0	\$0	\$0	\$0	\$0	\$0	\$4,389

Project Title: Water Works Park High Lift Pumping Station Modernization

Project Status: Future Planned - Ten-Year CIP

Class Lvl 1: Water

Class Lvl 2: Treatment Plants and Facilities

Class Lvl 3: Water Works Park

Lookup Location: Water Works Park WTP

Project New to CIP:

- Innovation**
- WW Master Plan**
- Water Master Plan Right Sizing**
- Redundancy**
- NE WTP Repurposing**
- Linear Assets Outside of Facilities**
- Predecessor Project(s)**



Water Works Park High Lift Pumping Station

Project Engineer/Manager: Michael Dunne

Director: Peter Fromm

Project Score

58.3

Problem Statement:

In accordance with GLWA's Master Plan, the Northeast Water Treatment Plant is scheduled to be repurposed as a booster station. Most of the water production will be shifted to the Water Works Park Water Treatment Plant and will bring additional pumping burdens to the plant. There is a need to identify and improve configurations, capacity, redundancy, electrical efficiency, instrumentation, monitoring and controls of the High Lift pumping system at Water Works Park.

Scope of Work/Project Alternatives:

This project will be delivered under a Progressive Design Build delivery method. In general, the scope will contain the following items:

1. Replace and/or re-engineer pumps and motors based on an evaluation of contemporary and future flows, pressure, and energy needs.
2. Replace and/or improve the current high-pressure water system to create a more robust process.
3. Improve ventilation in the pump room to allow pumping units to operate at proper working temperatures.
4. Replace or repair ...

Other Important Info:

The current pumping system in the High Lift building at Water Works Park was constructed in the early 1960s. Now, 60 years later, it is necessary to realign Water Works Park's pumping system with contemporary and future flow, pressure, and energy requirements.

Current Expenses (All figures are in \$1,000's)

"Total Costs" include costs outside of the 10 year planning window

***Design & Construction costs are inclusive of salaries where salaries are not defined**

Activity Name	Total Costs	Actual Costs	Prior FYs	FY23	FY24	FY25	FY26	FY27	FY28	5 Year Total	FY29-33
GLWA Salaries	\$1,035	\$0	\$0	\$0	\$0	\$0	\$0	\$0	\$107	\$107	\$532
Professional Services	\$0	\$0	\$0	\$0	\$0	\$0	\$0	\$0	\$0	\$0	\$0
Design-Build	\$114,055	\$0	\$0	\$0	\$0	\$0	\$0	\$0	\$1,905	\$1,905	\$36,781

Project Title: Water Works Park Sedimentation Basins Structural Upgrades

Project Status: Future Planned - Ten-Year CIP

Class Lvl 1: Water

Class Lvl 2: Treatment Plants and Facilities

Class Lvl 3: Water Works Park

Lookup Location: City of Detroit

Project New to CIP:

- Innovation**
- WW Master Plan**
- Water Master Plan Right Sizing**
- Redundancy**
- NE WTP Repurposing**
- Linear Assets Outside of Facilities**
- Predecessor Project(s)**



Photo of Water Works Park Plant

Project Engineer/Manager: Jacob Mangum

Director: Peter Fromm

Project Score

75.3

Problem Statement:

The existing pre-stressed precast concrete beams that support the plate settlers in the sedimentation basins have developed extensive cracks. Additionally, the concrete knee walls that support the beams have begun to delaminate and spall. The integrity of the structural support system is not compromised at this time, however, to avoid further deterioration of the structure the cracks and spall need to be addressed.

Scope of Work/Project Alternatives:

This project will be delivered under a Progressive Design Build delivery model. The structural system will be examined to confirm preliminary findings, methods for rehabilitation will be proposed, and upgrades will be completed to address the present deterioration of the beams and supports with the goal of extending their service life.

Other Important Info:

Reliability of all treatment systems at Water Works Park is critical to support system right-sizing and decommissioning of Northeast WTP.

Current Expenses (All figures are in \$1,000's)

"Total Costs" include costs outside of the 10 year planning window

***Design & Construction costs are inclusive of salaries where salaries are not defined**

Activity Name	Total Costs	Actual Costs	Prior FYs	FY23	FY24	FY25	FY26	FY28	5 Year Total	FY29-33
GLWA Salaries	\$179	\$0	\$0	\$0	\$0	\$0	\$0	\$43	\$43	\$136
Design/Engineering	\$793	\$0	\$0	\$0	\$0	\$0	\$0	\$793	\$793	\$0
Construction	\$15,874	\$0	\$0	\$0	\$0	\$0	\$0	\$828	\$828	\$15,046

Project Title: Pennsylvania and Springwells Raw Water Supply Tunnel Improvements

Project Status: Project Execution - Construction

Class Lvl 1: Water

Class Lvl 2: Treatment Plants and Facilities

Class Lvl 3: General Purpose

Lookup Location: Springwells, Northeast, & Pennsylvania raw water tunnels

Project New to CIP:

- Innovation**
- WW Master Plan**
- Water Master Plan Right Sizing**
- Redundancy**
- NE WTP Repurposing**
- Linear Assets Outside of Facilities**
- Predecessor Project(s)**



Project Engineer/Manager: Nick Hoffman

Director: Peter Fromm

Project Score

94.3

Problem Statement:

Significant structural distress in the form of cracking and ovality have been detected in the Pennsylvania, Northeast (NE) and Springwells (SPRG) raw water tunnels that deliver raw water to the Northeast and Springwells Water Treatment Plants. The extent and magnitude of the distress requires that these segments of tunnel be rehabilitated and restored to provide renewed structural integrity and reliability.

Scope of Work/Project Alternatives:

This project is being delivered using Progressive Design-Build. The scope of work generally includes supplemental remove operated vehicle (ROV) and personnel diver underwater, detailed investigations to determine the nature, magnitude and extent of total tunnel rehabilitation required. The detailed investigations are also used to collect sufficient information and data to determine the preferred design and construction approach best suited to the conditions identified. The investigation work of...

Other Important Info:

These tunnels are 80 to 100 feet below ground surface. Dewatering the tunnels for repair will create extensive stresses that must be considered. Maintaining a supply of raw water to SPRGW, NE and WWP throughout construction to meet the demands of the system must be accommodated. Specialized construction will be involved.

Project History: Portions of the Raw Water Tunnel system are approaching 100 years of service. This project is based on the recommendations of CS-1623, which is inspecting...

Project Title: Pennsylvania and Springwells Raw Water Supply Tunnel Improvements

Current Expenses (All figures are in \$1,000's)

“Total Costs” include costs outside of the 10 year planning window

***Design & Construction costs are inclusive of salaries where salaries are not defined**

Activity Name	Total Costs	Actual Costs	Prior FYs	FY23	FY24	FY25	FY26	FY27	FY28	5 Year Total	FY29-33
GLWA Salaries	\$891	\$123	\$123	\$249	\$299	\$221	\$0	\$0	\$0	\$520	\$0
Professional Services	\$9	\$9	\$9	\$0	\$0	\$0	\$0	\$0	\$0	\$0	\$0
Design/Engineering (CS-187)	\$438	\$132	\$132	\$307	\$0	\$0	\$0	\$0	\$0	\$0	\$0
Design/Engineering (CS-166)	\$45	\$45	\$45	\$0	\$0	\$0	\$0	\$0	\$0	\$0	\$0
Design-Build # 1 (DB-150, CS-166, CS-187)	\$94,577	\$54,120	\$54,120	\$14,458	\$15,753	\$11,664	\$0	\$0	\$0	\$27,417	\$0
Miscellaneous	\$3,103	\$3,103	\$3,103	\$0	\$0	\$0	\$0	\$0	\$0	\$0	\$0

Project Title: Belle Isle Seawall Rehabilitation

Project Status: Active - Procurement - Design

Class Lvl 1: Water

Class Lvl 2: Treatment Plants and Facilities

Class Lvl 3: Water Works Park

Lookup Location: Belle Isle Intake

Project New to CIP:

- Innovation**
- WW Master Plan**
- Water Master Plan Right Sizing**
- Redundancy**
- NE WTP Repurposing**
- Linear Assets Outside of Facilities**
- Predecessor Project(s)**



Aerial image of Belle Isle intake structure and lagoon.

Project Engineer/Manager: Michael Dunne

Director: Terry Daniel

Project Score

57.5

Problem Statement:

The Belle Isle intake system is the source water intake for three of the five GLWA water treatment plants. The intake is surrounded by a man-made dike system that creates a large lagoon on the northeast tip of Belle Isle. The dike system is showing signs of substantial erosion on the tip of the southern dike. Other areas on the southern dike are showing signs of erosion to a lesser degree.

Scope of Work/Project Alternatives:

This design/build project will evaluate and recommend solutions to permanently correct ongoing erosion issues and current deficiencies that may result in future dike erosion and failure. The general scope will include.

1. Installing sheet piling, tie backs, and rip rap at the tip of the lagoon.
2. Stabilize lampposts that are leaning due to erosion.
3. Install armor stone where erosion is beginning, but not yet significant.
4. Grade and dress the lagoon access road in select areas.
5. Rep...

Other Important Info:

The Belle Isle lagoon, formed by the man-made dikes, was designed to prevent frazil ice from impeding water flow into the raw water tunnels. Continued erosion of the dike system will lead to short circuiting of the intake lagoon. The design intent of the lagoon, and its benefits, will be compromised and leave the raw water intake which supplies three water treatment plants vulnerable.

Current Expenses (All figures are in \$1,000's)

"Total Costs" include costs outside of the 10 year planning window

***Design & Construction costs are inclusive of salaries where salaries are not defined**

Activity Name	Total Costs	Actual Costs	Prior FYs	FY23	FY24	5 Year Total
GLWA Salaries	\$136	\$1	\$1	\$72	\$64	\$64
Professional Services	\$0	\$0	\$0	\$0	\$0	\$0
Design/Engineering	\$1,039	\$0	\$0	\$384	\$655	\$655

Project Title: System Electrical Power Improvements

Project Status: Active - Pre-Procurement
- Design
Class Lvl 1: Water
Class Lvl 2: Treatment Plants and Facilities
Class Lvl 3: General Purpose
Lookup Location: Multiple Counties
 Project New to CIP:

- Innovation**
- WW Master Plan**
- Water Master Plan Right Sizing**
- Redundancy**
- NE WTP Repurposing**
- Linear Assets Outside of Facilities**
- Predecessor Project(s)**



Project Engineer/Manager: Eric Griffin

Project Score

Director: Peter Fromm

77.1

Problem Statement:

Electrical power redundancy and reliability is critically important for the successful operation of the sewage pumping stations, especially during storm events. Storm events and performance of certain sewage pumping stations during the summer of 2021 require that GLWA review the firm and total installed capacities of pumping units, the redundancy and reliability of power supplies, electrical switchgear configurations, and backup power generation capabilities at its sewage pumping stations. Defi...

Scope of Work/Project Alternatives:

Conduct a condition assessment and needs assessment of the primary and secondary electrical systems at all GLWA's sewage pumping stations to include.

- 1.Primary power feeds
- 2.Electrical system configuration
- 3.Electrical switchgear, motor control centers, VFDs.
- 4.Motor controls
- 5.Medium-voltage power system
- 6.Onsite backup power generation and distribution
- 7.Other electrical power, distribution and controls that impact the redundancy and reliability of the pumping units

Once the n...

Other Important Info:

N/A

Current Expenses (All figures are in \$1,000's)

"Total Costs" include costs outside of the 10 year planning window

***Design & Construction costs are inclusive of salaries where salaries are not defined**

Activity Name	Total Costs	Actual Costs	Prior FYs	FY23	FY24	5 Year Total
GLWA Salaries	\$102	\$0	\$0	\$50	\$52	\$52
Design/Engineering	\$3,908	\$0	\$0	\$1,927	\$1,981	\$1,981

Project Title: Water Works Park to Northeast Transmission Main

Project Status: Project Execution - Construction
Class Lvl 1: Water
Class Lvl 2: Field Services
Class Lvl 3: Transmission System
Lookup Location: WWP to NE WTP
 Project New to CIP:

- Innovation**
- WW Master Plan**
- Water Master Plan Right Sizing**
- Redundancy**
- NE WTP Repurposing**
- Linear Assets Outside of Facilities**
- Predecessor Project(s)**



Project Engineer/Manager: Mike Garrett

Director: Peter Fromm

Project Score

76.8

Problem Statement:

The 2015 GLWA Water Master Plan (WMP) update indicated that the regional system has significant excess capacity for water treatment compared to projected water demands. The analysis indicated that for average day demand conditions, the five WTPs typically operate between 23 percent to 35 percent of the rated treatment capacity and for maximum day demand conditions typically operate between 38 percent to 67 percent of the treatment rated capacity. To address this the WMP update recommended reduc...

Scope of Work/Project Alternatives:

This project includes three separate construction phases for the completion of the overall water transmission system from Water Works Park to Northeast:

- (1) Phase 1 - Construction of 84-inch yard piping and a Flow Control Facility at the Northeast site.
- (2) Phase 2 - Construction of 4 miles of 81-inch water transmission main (WTM) from the Northeast site to I-94.
- (3) Phase 3 - Construction of 6,000 feet of 60-inch/69-inch WTM along Hurlbut from I-94 to the intersection of Hurlbut/Sylvester.

Other Important Info:

Challenges: Construction of large diameter WTM in the road ROW north of I-94 and along Hurlbut south of I-94.
 This project was recommended as part of the 2015 Water Master Plan Update to align treatment capacity with decreasing water demands.

Project Title: Water Works Park to Northeast Transmission Main

Current Expenses (All figures are in \$1,000's)

“Total Costs” include costs outside of the 10 year planning window

*Design & Construction costs are inclusive of salaries where salaries are not defined

Activity Name	Total Costs	Actual Costs	Prior FYs	FY23	FY24	FY25	FY26	FY27	FY28	5 Year Total	FY29-33
GLWA Salaries	\$3,486	\$1,116	\$1,116	\$126	\$148	\$148	\$148	\$148	\$148	\$741	\$741
Professional Services	\$19	\$19	\$19	\$0	\$0	\$0	\$0	\$0	\$0	\$0	\$0
Professional Services (CS-272)	\$180	\$0	\$0	\$180	\$0	\$0	\$0	\$0	\$0	\$0	\$0
Design/Engineering (CS-152)	\$4,448	\$4,422	\$4,422	\$86	\$0	\$0	\$0	\$0	\$0	\$0	\$0
Phase #1 (1803258)	\$24,990	\$25,575	\$25,575	(\$394)	\$0	\$0	\$0	\$0	\$0	\$0	\$0
Design-Build Phase #2 (1904254)	\$3,747	\$3,747	\$3,747	\$410	\$0	\$0	\$0	\$0	\$0	\$0	\$0
Design-Build Phase #3	\$235,262	\$0	\$0	\$11,626	\$0	\$0	\$0	\$0	\$0	\$0	\$0
Design-Build Phase #4 (2003102)	\$18,750	\$922	\$922	\$4,713	\$2,664	\$2,656	\$2,656	\$2,656	\$2,664	\$13,296	\$0

Project Title: 96-inch Water Transmission Main Relocation and Isolation Valve Installations

Project Status: Project Execution - Construction
Class Lvl 1: Water
Class Lvl 2: Field Services
Class Lvl 3: Transmission System
Lookup Location: Imlay Station to North Service Center
 Project New to CIP:

- Innovation**
- WW Master Plan**
- Water Master Plan Right Sizing**
- Redundancy**
- NE WTP Repurposing**
- Linear Assets Outside of Facilities**
- Predecessor Project(s)**



Project Engineer/Manager: Peter Fromm

Project Score

Director: Peter Fromm

77.5

Problem Statement:

This project is critical to providing isolation and redundancy to Lake Huron WTP supply, while protecting the water supply from potential contamination at the former G&H Industrial Landfill site. The project includes relocation around existing superfund landfill and addition of isolation valves along the 96-inch water transmission main.

Scope of Work/Project Alternatives:

Relocate 2.5 miles of 96-inch transmission main currently located in an EPA NPL landfill, a portion of which is submerged in landfill leachate. Relocation includes crossing the Clinton River, coordination with various authorities having jurisdiction and easement acquisition. The isolation valve installation portion of the project provides the ability to isolate segments of the 96-inch main between Imlay Station and North Service Center for maintenance while maintaining customer expected level o...

Other Important Info:

Challenges: Shutdown, continued customer service, isolation valve installations while maintaining the Lake Huron WTP supply to Rochester Station. Property acquisition will be required for the chesterfield temporary booster station and East Pond Creek discharge facility for relocation around the landfill.

Project Title: 96-inch Water Transmission Main Relocation and Isolation Valve Installations

Current Expenses (All figures are in \$1,000's)

“Total Costs” include costs outside of the 10 year planning window

*Design & Construction costs are inclusive of salaries where salaries are not defined

Activity Name	Total Costs	Actual Costs	Prior FYs	FY23	FY24	FY25	FY26	FY27	FY28	5 Year Total	FY29-33
GLWA Salaries	\$2,658	\$402	\$402	\$306	\$366	\$365	\$365	\$365	\$366	\$1,825	\$129
Professional Services	\$6	\$6	\$6	\$0	\$0	\$0	\$0	\$0	\$0	\$0	\$0
Professional Services (CS-272)	\$227	\$0	\$0	\$227	\$0	\$0	\$0	\$0	\$0	\$0	\$0
Design/Engineering (1900741)	\$31,510	\$13,965	\$13,965	\$3,839	\$2,733	\$2,726	\$2,726	\$2,726	\$2,733	\$13,644	\$963
Design/Engineering (CS-165)	\$1,687	\$1,687	\$1,687	\$0	\$0	\$0	\$0	\$0	\$0	\$0	\$0
Design/Engineering (MISC - Route Study)	\$0	\$0	\$0	\$0	\$0	\$0	\$0	\$0	\$0	\$0	\$0
Construction (Build) # 1	\$226,132	\$1,658	\$1,658	\$33,680	\$75,742	\$56,225	\$17,682	\$17,682	\$20,789	\$188,120	\$3,265

Project Title: Schoolcraft Road Water Transmission Main

Project Status: Project Execution - Construction
Class Lvl 1: Water
Class Lvl 2: Field Services
Class Lvl 3: Transmission System
Lookup Location: Schoolcraft water main
 Project New to CIP:

- Innovation**
- WW Master Plan**
- Water Master Plan Right Sizing**
- Redundancy**
- NE WTP Repurposing**
- Linear Assets Outside of Facilities**
- Predecessor Project(s)**



Project Engineer/Manager: Nick Hoffman

Director: Peter Fromm

Project Score

54.7

Problem Statement:

Currently there is an existing 48-inch water transmission main on West Bound Schoolcraft Road. This existing PCCP transmission main was manufactured by Interpace Corporation which has a long-documented history of PCCP failures due to manufacturing means and methods associated with the pre-stressed wires. Due to excessive breaks over the years and the downstream effect on customers, this project will improve the transmission system reliability and redundancy by installing a new 48-inch water tra...

Scope of Work/Project Alternatives:

Design and Construction of approximately 12,000 linear feet of new PCCP or Carbon Steel 48-inch water transmission main along Eastbound Schoolcraft service drive between Middlebelt and Beech Daly. Including isolation valves, blowoff's, valve vaults, manhole entrances and related appurtenances. Upon completion and tie-in of the new Eastbound Schoolcraft transmission main the existing will be abandoned in place.

Other Important Info:

Designed under CS-1488 by Somat Engineering

Project Title: Schoolcraft Road Water Transmission Main

Current Expenses (All figures are in \$1,000's)

“Total Costs” include costs outside of the 10 year planning window

***Design & Construction costs are inclusive of salaries where salaries are not defined**

Activity Name	Total Costs	Actual Costs	Prior FYs	FY23	FY24	FY25	FY26	FY27	FY28	5 Year Total	FY29-33
GLWA Salaries	\$757	\$766	\$766	(\$1)	\$0	\$0	\$0	\$0	\$0	\$0	\$0
Professional Services	\$144	\$144	\$144	\$0	\$0	\$0	\$0	\$0	\$0	\$0	\$0
Design & Construction Assistance # 1 (CS-1488, CS-259)	\$651	\$562	\$562	\$99	\$0	\$0	\$0	\$0	\$0	\$0	\$0
Design/Engineering (CS-1488 - to be moved to CS-259)	\$35	\$35	\$35	\$0	\$0	\$0	\$0	\$0	\$0	\$0	\$0
Construction (Build) # 1 (1804129)	\$13,101	\$12,632	\$12,632	\$469	\$0	\$0	\$0	\$0	\$0	\$0	\$0
Construction (Phase #2)	\$2,358	\$612	\$612	\$1,746	\$0	\$0	\$0	\$0	\$0	\$0	\$0
Construction (2201870)	\$0	\$1,044	\$0	\$0	\$0	\$0	\$0	\$0	\$0	\$0	\$0

Project Title: Wick Road Water Transmission Main

Project Status: Project Execution - Construction

Class Lvl 1: Water

Class Lvl 2: Field Services

Class Lvl 3: Transmission System

Lookup Location: Romulus

Project New to CIP:

- Innovation**
- WW Master Plan**
- Water Master Plan Right Sizing**
- Redundancy**
- NE WTP Repurposing**
- Linear Assets Outside of Facilities**
- Predecessor Project(s)**



Project Engineer/Manager: Nick Hoffman

Director: Peter Fromm

Project Score

62.9

Problem Statement:

Existing water main from Wick Station to Ypsilanti station has a history of excessive breaks. Additionally, the main is the only primary connection between the two facilities with multiple community Master Meters along its alignment. A break in this line is disruptive to several communities depending on the failure location. The purpose of this is to improve the transmission system reliability/redundancy by means of constructing a parallel 48-inch water main along Wick Road.

Scope of Work/Project Alternatives:

Design and Construction of the new 48-inch transmission main along Westbound Wick Road in Romulus, MI including isolation valves and interconnects that will tie-in with the existing main along the alignment. Completion of this project will alleviate pressures and potential transients between the two mains, as well as increase reliability/redundancies in the general area.

Other Important Info:

N.A.

Project Title: Wick Road Water Transmission Main

Current Expenses (All figures are in \$1,000's)
"Total Costs" include costs outside of the 10 year planning window
***Design & Construction costs are inclusive of salaries where salaries are not defined**

Activity Name	Total Costs	Actual Costs	Prior FYs	FY23	FY24	FY25	FY26	FY27	FY28	5 Year Total	FY29-33
GLWA Salaries	\$240	\$202	\$202	\$42	\$0	\$0	\$0	\$0	\$0	\$0	\$0
Professional Services	\$1,069	\$981	\$981	\$123	\$0	\$0	\$0	\$0	\$0	\$0	\$0
Design/Engineering (CS-259)	\$977	\$886	\$886	\$120	\$0	\$0	\$0	\$0	\$0	\$0	\$0
Design/Engineering (CS-1488)	\$247	\$247	\$247	\$0	\$0	\$0	\$0	\$0	\$0	\$0	\$0
Construction (Build) # 1 (CON-306, 1803621)	\$23,065	\$21,261	\$21,261	\$3,071	\$0	\$0	\$0	\$0	\$0	\$0	\$0
Construction (MISC CSX)	\$272	\$272	\$272	\$6	\$0	\$0	\$0	\$0	\$0	\$0	\$0

Project Title: Merriman Road Water Transmission Main Loop

Project Status: Future Planned - Ten-Year CIP

Class Lvl 1: Water

Class Lvl 2: Field Services

Class Lvl 3: Transmission System

Lookup Location: Merriman Rd, Marquette Rd to Lower Rouge River

Project New to CIP:

- Innovation**
- WW Master Plan**
- Water Master Plan Right Sizing**
- Redundancy**
- NE WTP Repurposing**
- Linear Assets Outside of Facilities**
- Predecessor Project(s)**



Construction on Merriman Rd.

Project Engineer/Manager: Jacob Mangum

Director: Peter Fromm

Project Score

76.8

Problem Statement:

Currently, several member partners (served by master meters WL-08, WL-03, WL-01, WL-12, WY-01, RS-01, GC-03) are fed by a single 36-inch water transmission main along Michigan Avenue. Construction of this proposed Merriman Road transmission main will provide a second feed to these customers and therefore provide redundancy. In addition, construction of this proposed Merriman Road transmission main improves and reinforces water service delivery to the point where the Michigan Avenue Booster Pump...

Scope of Work/Project Alternatives:

This project includes design and construction services associated with the installation of 2 miles of new 30-inch transmission main along Merriman Road between Lower Rouge River and Marquette Road. Alternatives evaluated included new main on either:

1. Hannon Road (rejected because of its poor route relative to other options)
2. Newburgh Road (rejected because it is not technically feasible as it will not meet contract pressures).
3. Merriman Road (accepted because it is superior in its tran...

Other Important Info:

None

Project Title: Merriman Road Water Transmission Main Loop

Current Expenses (All figures are in \$1,000's)

“Total Costs” include costs outside of the 10 year planning window


***Design & Construction costs are inclusive of salaries where salaries are not defined**

Activity Name	Total Costs	Actual Costs	Prior FYs	FY23	FY24	FY25	FY26	FY27	FY28	5 Year Total	FY29-33
GLWA Salaries	\$435	\$0	\$0	\$0	\$0	\$0	\$0	\$0	\$54	\$54	\$271
Professional Services	\$0	\$0	\$0	\$0	\$0	\$0	\$0	\$0	\$0	\$0	\$0
Design & Construction Assistance # 1	\$5,111	\$0	\$0	\$0	\$0	\$0	\$0	\$0	\$954	\$954	\$2,953
Construction (Build) # 1	\$20,663	\$0	\$0	\$0	\$0	\$0	\$0	\$0	\$0	\$0	\$12,190

Project Title: Park-Merriman Road Water Transmission Main

Project Status: Project Execution - Construction
Class Lvl 1: Water
Class Lvl 2: Field Services
Class Lvl 3: Transmission System
Lookup Location: Venoy Road to Merriman Road to Michigan Ave. Booster Station.
 Project New to CIP:

- Innovation
- WW Master Plan
- Water Master Plan Right Sizing
- Redundancy
- NE WTP Repurposing
- Linear Assets Outside of Facilities
- Predecessor Project(s)



Updated photo

Project Engineer/Manager: Peter Fromm

Director: Peter Fromm

Project Score

44.1

Problem Statement:

Currently, most of the wholesale master meters serving the cities of Wayne and Westland are fed off a single, "dead-end" transmission main, which provides no redundancy in service. Additionally, Wayne, Westland and Inkster have deduct wholesale meters that are fed off the single, "dead-end" transmission main. Construction of this new 24-inch water main will create a loop for these member partners and thereby eliminate the single, "dead-end" main. Direct meter connections will be made to the new...

Scope of Work/Project Alternatives:

This CIP project is being delivered under a design-bid-build project delivery method and generally includes the following scope of work:

1. Construction of 7,000 linear feet of 24-inch diameter ductile iron water transmission main, which includes 2 directional drills to install this main under the lower Rouge River, and 1 jack-and-bore to install this main under Michigan Avenue.
2. Constructing two new wholesale master meters and associated vaults for the city of Wayne.
3. Associated park im...

Other Important Info:

Challenges: Shutdowns to connect the two new meters with the City of Wayne. The water pressure during these two shutdowns will be reducers and coordination will need to take place with the City of Wayne, their residents and local businesses.

Project Title: Park-Merriman Road Water Transmission Main

Current Expenses (All figures are in \$1,000's)

“Total Costs” include costs outside of the 10 year planning window

*Design & Construction costs are inclusive of salaries where salaries are not defined

Activity Name	Total Costs	Actual Costs	Prior FYs	FY23	FY24	FY25	FY26	FY27	FY28	5 Year Total	FY29-33
GLWA Salaries	\$258	\$257	\$257	\$1	\$0	\$0	\$0	\$0	\$0	\$0	\$0
Professional Services	\$151	\$104	\$104	\$50	\$0	\$0	\$0	\$0	\$0	\$0	\$0
Contractual Professional Services (Water I&E)	\$1,207	\$1,207	\$1,207	\$0	\$0	\$0	\$0	\$0	\$0	\$0	\$0
Design & Construction Assistance # 1 (CS-259, CS-1488)	\$330	\$279	\$279	\$51	\$0	\$0	\$0	\$0	\$0	\$0	\$0
Design/Engineering (CS-1488)	\$253	\$253	\$253	\$0	\$0	\$0	\$0	\$0	\$0	\$0	\$0
Construction (Build) # 1 (1802775, CON-268?)	\$9,364	\$6,272	\$6,272	\$3,093	\$0	\$0	\$0	\$0	\$0	\$0	\$0

Project Title: 14 Mile Transmission Main Loop

Project Status: Project Execution - Construction

Class Lvl 1: Water

Class Lvl 2: Field Services

Class Lvl 3: Transmission System

Lookup Location: 8 Mile Rd/ I-275 to 14 Mile Rd/ Haggerty PS

Project New to CIP:

- Innovation**
- WW Master Plan**
- Water Master Plan Right Sizing**
- Redundancy**
- NE WTP Repurposing**
- Linear Assets Outside of Facilities**
- Predecessor Project(s)**



14 Mile Loop Project Location

Project Engineer/Manager: Vittoria Hogue

Director: Peter Fromm

Project Score

76

Problem Statement:

The 14 Mile Transmission Main that currently serves West Bloomfield Township, Farmington Hills, Commerce Township, Novi, Walled Lake, and Wixom is a single feed transmission system. If a disruption to service were to occur on this transmission main, many of the users along this main would experience a complete loss of pressure and flow. This project would provide a transmission main loop to the 14 Mile system to increase redundancy on this branch of the system.

Scope of Work/Project Alternatives:

Install approximately 8 Miles of 54-inch transmission main from 8 Mile Road to 14 Mile Road. It also includes construction of approximately 1 mile of new 24-inch parallel transmission main along 14 Mile from M-5 to west of Decker Road to reinforce the 14 Mile Transmission System.

The work will also include connections to the yard piping and reservoir fill line at the Haggerty Booster Station as well as control valves to regulate flows to and from the 14 Mile transmission main.

Other Important Info:

Project History: The 2015 Water Master Plan Update included a recommendation to evaluate options along this branch of the system to increase redundancy. Since that recommendation, GLWA Water Supply Operations Engineering performed a hydraulic analysis of redundancy alternatives for the 14 Mile Transmission System. The results of the hydraulic analysis was presented at the May 15, 2017 and September 19, 2017 Analytical Work Group Meetings and based on the discussion at these meetings, the Hagger...

Project Title: 14 Mile Transmission Main Loop

Current Expenses (All figures are in \$1,000's)

“Total Costs” include costs outside of the 10 year planning window

*Design & Construction costs are inclusive of salaries where salaries are not defined

Activity Name	Total Costs	Actual Costs	Prior FYs	FY23	FY24	FY25	FY26	FY27	FY28	5 Year Total	FY29-33
GLWA Salaries	\$1,714	\$861	\$861	\$482	\$373	\$0	\$0	\$0	\$0	\$373	\$0
Design & Construction Assistance # 1 (1802448)	\$9,883	\$7,155	\$7,155	\$1,923	\$1,071	\$0	\$0	\$0	\$0	\$1,071	\$0
Construction (Build) # 1 (1903312)	\$6,567	\$3,766	\$3,766	\$2,801	\$0	\$0	\$0	\$0	\$0	\$0	\$0
Construction (Build) # 2	\$0	\$0	\$0	\$0	\$0	\$0	\$0	\$0	\$0	\$0	\$0
Construction Phase #3 (1903312)	\$2,718	\$2,325	\$2,325	(\$311)	\$954	\$0	\$0	\$0	\$0	\$954	\$0
Construction Materials (2002038)	\$691	\$691	\$691	\$0	\$0	\$0	\$0	\$0	\$0	\$0	\$0
Construction (2004456)	\$92,469	\$19,912	\$19,912	\$46,742	\$31,693	\$0	\$0	\$0	\$0	\$31,693	\$0
Construction Materials (2002047)	\$284	\$284	\$284	\$0	\$0	\$0	\$0	\$0	\$0	\$0	\$0
Construction Materials (2002048)	\$1,178	\$82	\$82	\$598	\$498	\$0	\$0	\$0	\$0	\$498	\$0

Project Title: Downriver Transmission Main Loop

Project Status: Project Execution - Design

Class Lvl 1: Water

Class Lvl 2: Field Services

Class Lvl 3: Transmission System

Lookup Location: Will be located on Inkster between Wick and Pennsylvania Road; on Allen Road/Dixie Highway between Pennsylvania Rd. and Ready Rd; and also at Electric Avenue.

Project New to CIP:

- Innovation**
- WW Master Plan**
- Water Master Plan Right Sizing**
- Redundancy**
- NE WTP Repurposing**
- Linear Assets Outside of Facilities**
- Predecessor Project(s)**



Project Engineer/Manager: Vittoria Hogue

Director: Peter Fromm

Project Score

76

Problem Statement:

The Downriver Transmission Main that currently serves Brownstown, Riverview, Woodhaven, Trenton, Flat Rock, Gibraltar, Rockwood, South Rockwood, Berlin Township, and Grosse Isle is a single feed transmission system. If a disruption to service were to occur on this transmission main, many of the users along this main would experience a complete loss of pressure and flow. The number of users experiencing pressure loss would depend on the location of the break. This project would provide a transmi...

Scope of Work/Project Alternatives:

This project will be delivered using a design-bid-build project delivery method. The scope of work generally includes: installing approximately 4 miles of 16-inch transmission main and 5 mile of 24-inch transmission main paralleling the existing Allen Road/Dixie Highway transmission main and 4 miles of 30-inch transmission main along Inkster road between Wick and Pennsylvania road. This will provide redundancy to the Downriver communities of Brownstown, Riverview, Woodhaven, Trenton, Flat Rock,...

Other Important Info:

Completion of the Downriver Transmission main loop was predicated on acquiring ownership of a portion of 24-inch transmission main owned but not used by the City of Trenton. The acquisition of this Trenton main has been completed.

Project History: The 2015 Water Master Plan Update included a recommendation to evaluate options along this branch of the system to increase redundancy. GLWA Water Supply Operations Engineering performed a hydraulic analysis of redundancy alternatives. The results...

Project Title: Downriver Transmission Main Loop

Current Expenses (All figures are in \$1,000's)

"Total Costs" include costs outside of the 10 year planning window

***Design & Construction costs are inclusive of salaries where salaries are not defined**

Activity Name	Total Costs	Actual Costs	Prior FYs	FY23	FY24	FY25	FY26	FY27	FY28	5 Year Total	FY29-33
GLWA Salaries	\$607	\$97	\$97	\$62	\$75	\$75	\$75	\$75	\$75	\$374	\$75
Professional Services	\$0	\$0	\$0	\$0	\$0	\$0	\$0	\$0	\$0	\$0	\$0
Design & Construction Assistance # 1 (1803942)	\$5,595	\$2,397	\$2,397	\$225	\$504	\$502	\$502	\$502	\$504	\$2,514	\$502
Construction (Build) # 1	\$61,300	\$0	\$0	\$0	\$10,235	\$10,207	\$10,207	\$10,207	\$10,235	\$51,093	\$10,207

Project Title: 7 Mile/Nevada Transmission Main Rehab and Carrie/Nevada Flow Control Station

Project Status: Project Execution - Design

Class Lvl 1: Water

Class Lvl 2: Field Services

Class Lvl 3: Transmission System

Lookup Location: City of Detroit

Project New to CIP:

- Innovation
- WW Master Plan
- Water Master Plan Right Sizing
- Redundancy
- NE WTP Repurposing
- Linear Assets Outside of Facilities
- Predecessor Project(s)



Project Engineer/Manager: Nick Hoffman

Director: Peter Fromm

Project Score

81.2

Problem Statement:

The primary driver of this project is to provide back up water service from Springwells WTP to the Water Works and Northeast Service Areas in case of loss of service to the Water Works Park WTP or Northeast WTP.

The secondary driver to this project is to support Northeast WTP repurposing by providing a second finished water supply main to the Northeast site to support maximum day demands for the Northeast service area, which can be as high as 190 MGD. With the planned decommissioning of treatm...

Scope of Work/Project Alternatives:

Project includes inspection and rehab of the 7 Mile/Nevada Transmission Main and construction of a new flow control station at Carrie/Nevada.

Other Important Info:

This project highlights the need to reinforce the transmission system in order to provide service reliably during existing conditions and after treatment is decommissioned at the Northeast WTP. This project would be completed regardless of whether the Northeast WTP treatment is decommissioned.

Current Expenses (All figures are in \$1,000's)

"Total Costs" include costs outside of the 10 year planning window

***Design & Construction costs are inclusive of salaries where salaries are not defined**

Activity Name	Total Costs	Actual Costs	Prior FYs	FY23	FY24	FY25	FY26	FY27	FY28	5 Year Total	FY29-33
GLWA Salaries	\$589	\$31	\$31	\$28	\$33	\$33	\$33	\$33	\$33	\$166	\$166
Professional Services	\$0	\$0	\$0	\$0	\$0	\$0	\$0	\$0	\$0	\$0	\$0
Design/Engineering	\$86	\$8	\$6,882	\$2,179	\$1,246	\$0	\$0	\$0	\$0	\$1,246	\$0

Project Title: Garland, Hurlbut, Bewick Water Transmission System Rehabilitation

Project Status: Project Execution - Design
Class Lvl 1: Water
Class Lvl 2: Field Services
Class Lvl 3: Transmission System
Lookup Location: Transmission Mains
 Project New to CIP:

- Innovation**
- WW Master Plan**
- Water Master Plan Right Sizing**
- Redundancy**
- NE WTP Repurposing**
- Linear Assets Outside of Facilities**
- Predecessor Project(s)**



Project Engineer/Manager: Nick Hoffman

Director: Peter Fromm

Project Score

85

Problem Statement:

A large proportion of the water transmission mains (WTMs) within the City of Detroit were constructed between the decades of 1870 and 1930. Mains constructed during this period have exceeded their service life and require replacement in the near term. Several WTM within this age of construction have strategic importance as they can be used to transmit flows between the Water Works Park WTP and the Northeast WTP.

Scope of Work/Project Alternatives:

This project involves rehab of WTM along Garland Street, Hurlbut Street, and Bewick Street between Jefferson Avenue and I-94 within the east side of the City of Detroit. This project will include a detailed condition assessment of these WTM to evaluate the appropriate rehabilitation method.

Other Important Info:

This project will be implemented concurrently with Phase 3 of CIP:122003 WWP to NE Transmission Main Project.

Current Expenses (All figures are in \$1,000's)

"Total Costs" include costs outside of the 10 year planning window

***Design & Construction costs are inclusive of salaries where salaries are not defined**

Activity Name	Total Costs	Actual Costs	Prior FYs	FY23	FY24	FY25	FY26	FY27	FY28	5 Year Total	FY29-33
GLWA Salaries	\$541	\$4	\$4	\$29	\$34	\$34	\$34	\$34	\$34	\$169	\$169
Professional Services	\$0	\$0	\$0	\$0	\$0	\$0	\$0	\$0	\$0	\$0	\$0
Design/Engineering (C.A.)	\$60	\$3	\$3	\$29	\$29	\$0	\$0	\$0	\$0	\$29	\$0
Design/Engineering	\$34,821	\$1,713	\$1,713	\$3,211	\$3,055	\$0	\$0	\$0	\$0	\$3,055	\$0

Project Title: Jefferson Main Replacement Project

Project Status: Project Execution - Design

Class Lvl 1: Water

Class Lvl 2: Field Services

Class Lvl 3: Transmission System

Lookup Location: City of Detroit

Project New to CIP:

- Innovation**
- WW Master Plan**
- Water Master Plan Right Sizing**
- Redundancy**
- NE WTP Repurposing**
- Linear Assets Outside of Facilities**
- Predecessor Project(s)**



Project Engineer/Manager: Timothy Kuhns

Director: Peter Fromm

Project Score

37.2

Problem Statement:

The City of Detroit is planning on performing a complete reconstruction of Jefferson Avenue from I-375 to Alter Street in 2023. The existing GLWA 48-inch cast iron transmission main that is within Jefferson Avenue from Water Works Park to I-375 was constructed in 1915 and is beyond its service life. Given that Jefferson Avenue will be reconstructed, GLWA would like to replace the 48-inch Jefferson Main at the same time as Jefferson Avenue is being reconstructed. Replacing the Jefferson Main now...

Scope of Work/Project Alternatives:

Scope of work for this project involves replacement of approximately 17,650 linear feet of 48-inch transmission main within Jefferson Avenue from Water Works Park to I-375.

Other Important Info:

This work will be included with the overall Jefferson Avenue Streetscape project. GLWA will cost share for their portion of the work associated with the 48-inch transmission main replacement.

Current Expenses (All figures are in \$1,000's)

"Total Costs" include costs outside of the 10 year planning window

***Design & Construction costs are inclusive of salaries where salaries are not defined**

Activity Name	Total Costs	Actual Costs	Prior FYs	FY23	FY24	FY25	FY26	FY27	5 Year Total
GLWA Salaries	\$368	\$0	\$0	\$80	\$96	\$96	\$96	\$0	\$288
Design/Engineering	\$3,481	\$0	\$0	\$454	\$0	\$1,513	\$1,513	\$0	\$3,026
Construction	\$36,287	\$0	\$0	\$0	\$0	\$18,144	\$18,144	\$0	\$36,287

Project Title: Energy Management: Freeze Protection Pump Installation at Imlay Pump Station

Project Status: Project Execution - Design
Class Lvl 1: Water
Class Lvl 2: Systems Control Center
Class Lvl 3: Pump Station/Reservoir
Lookup Location: Imlay Pumping Station
 Project New to CIP:

- Innovation**
- WW Master Plan**
- Water Master Plan Right Sizing**
- Redundancy**
- NE WTP Repurposing**
- Linear Assets Outside of Facilities**
- Predecessor Project(s)**



Project Engineer/Manager: Vittoria Hogue

Director: Peter Fromm

Project Score

35.1

Problem Statement:

This CIP project will address two principle needs. The first is to replace an existing large pumping unit with a smaller pumping unit for the purpose of recirculating finished water inside the station's reservoir. Recirculation of reservoir water is required during the low-demand season to maintain water quality. Recirculation of reservoir water using a smaller suitability sized pumping unit will reduce operating complexity and the possibility for damage to the larger pump units. The second nee...

Scope of Work/Project Alternatives:

This project is being delivered using a design-build project delivery method. The scope of work generally includes replacing one of Imlay Station's 75 MGD pump's and 6,000 HP motor with a smaller 22.5 MGD pump with 1,100 HP motor. The associated VFD, valves, piping and appurtenances will also be removed and replaced to accommodate the new smaller pump. VHN 7/29/2021

Other Important Info:

N/A

Current Expenses (All figures are in \$1,000's)

"Total Costs" include costs outside of the 10 year planning window

***Design & Construction costs are inclusive of salaries where salaries are not defined**

Activity Name	Total Costs	Actual Costs	Prior FYs	FY23	FY24	FY25	FY26	FY27	FY28	5 Year Total	FY29-33
GLWA Salaries	\$213	\$195	\$195	\$16	\$3	\$0	\$0	\$0	\$0	\$3	\$0
Professional Services	\$0	\$0	\$0	\$0	\$0	\$0	\$0	\$0	\$0	\$0	\$0
Design-Build # 1 (1900516)	\$5,534	\$911	\$911	\$3,767	\$856	\$0	\$0	\$0	\$0	\$856	\$0

Project Title: West Service Center Pumping Station - Reservoir, Reservoir Pumping, and Division Valve Upgrades

Project Status: Project Execution - Construction
Class Lvl 1: Water
Class Lvl 2: Systems Control Center
Class Lvl 3: Pump Station/Reservoir
Lookup Location: West Service Center
 Project New to CIP:

- Innovation**
- WW Master Plan**
- Water Master Plan Right Sizing**
- Redundancy**
- NE WTP Repurposing**
- Linear Assets Outside of Facilities**
- Predecessor Project(s)**



Project Engineer/Manager: Andrew Juergens

Director: Peter Fromm

Project Score

62.6

Problem Statement:

Construction of West Service Center Division Valves is needed to convey flows originating from the Lake Huron Water Treatment Plant through the West Service Center to the Springwells high-pressure service area while the Springwells raw water tunnel is out of service for repairs. The existing reservoirs at the West Service Center are in poor condition and continue to require periodic structural repairs despite numerous previous repairs. Additionally, half of the existing reservoir pumps experien...

Scope of Work/Project Alternatives:

This project is being delivered using a design-build project delivery method. The scope of work generally involves:

1. Rehabilitating Valve Vaults #1, #4, and #7.
2. Demolishing existing Valve Vault #3.
3. Constructing a new Valve Vault #3 containing a new 30-inch cone valve.
4. Demolishing two existing 10 MG reservoirs and the associated Reservoir Pump Houses #1 and #2, with associated yard piping.
5. Constructing two new 5 MG reservoirs.
6. Constructing a new Reservoir Pump House, incl...

Other Important Info:

Challenges: Water storage capacity and reservoir pumping capacity need to be maintained during construction. Sequence of construction and meeting system demands will need to be coordinated with operations. Construction of the new reservoirs is subject to the city of Southfield's zoning ordinances especially related to the height of the reservoirs.

Project Title: West Service Center Pumping Station - Reservoir, Reservoir Pumping, and Division Valve Upgrades

Current Expenses (All figures are in \$1,000's)

“Total Costs” include costs outside of the 10 year planning window

***Design & Construction costs are inclusive of salaries where salaries are not defined**

Activity Name	Total Costs	Actual Costs	Prior FYs	FY23	FY24	FY25	FY26	FY27	FY28	5 Year Total	FY29-33
GLWA Salaries	\$410	\$194	\$194	\$96	\$116	\$4	\$0	\$0	\$0	\$120	\$0
Professional Services	\$0	\$0	\$0	\$0	\$0	\$0	\$0	\$0	\$0	\$0	\$0
Design-Build # 1 (1803312, CS-1772)	\$44,900	\$32,935	\$32,935	\$10,588	\$6,431	\$211	\$0	\$0	\$0	\$6,642	\$0
Miscellaneous	\$311	\$311	\$311	\$0	\$0	\$0	\$0	\$0	\$0	\$0	\$0

Project Title: Ypsilanti Booster Pumping Station Improvements

Project Status: Project Execution - Design

Class Lvl 1: Water

Class Lvl 2: Systems Control Center

Class Lvl 3: Pump Station/Reservoir

Lookup Location: Water Plants & Booster Pump Stations

Project New to CIP:

- Innovation**
- WW Master Plan**
- Water Master Plan Right Sizing**
- Redundancy**
- NE WTP Repurposing**
- Linear Assets Outside of Facilities**
- Predecessor Project(s)**



Existing Ypsi station

Project Engineer/Manager: Jorge Nicolas

Director: Peter Fromm

Project Score

47.6

Problem Statement:

The Ypsilanti Booster Pumping Station does not have backup power generation and needs it in the event of a power loss so that system pressure loss is avoided during these conditions. The entire station and its pumping and electrical system equipment are original to the facility and are past their useful service life. The existing electrical system requires substantial maintenance to keep it in service. The existing pumps and motors are in poor condition and require cumbersome maintenance to...

Scope of Work/Project Alternatives:

This project is being delivered using a design-bid-build project delivery method. The scope of work generally includes building a new booster pumping station that meets current water system demands, current building and electrical codes, and best industry practices for water pumping station design, operation and maintenance. The new station will be equipped with all new pumps, motors, drives, electrical switchgear, power distribution system, building mechanical, station passive bypass, and elec...

Other Important Info:

Impact to member partners

Project Title: Ypsilanti Booster Pumping Station Improvements

Current Expenses (All figures are in \$1,000's)

“Total Costs” include costs outside of the 10 year planning window

***Design & Construction costs are inclusive of salaries where salaries are not defined**

Activity Name	Total Costs	Actual Costs	Prior FYs	FY23	FY24	FY25	FY26	FY27	FY28	5 Year Total	FY29-33
GLWA Salaries	\$391	\$80	\$80	\$23	\$25	\$25	\$25	\$25	\$25	\$124	\$123
Professional Services	\$0	\$0	\$0	\$0	\$0	\$0	\$0	\$0	\$0	\$0	\$0
Design/Engineering (CS-267)	\$3,884	\$508	\$508	\$120	\$0	\$0	\$0	\$0	\$0	\$0	\$2,244
Design/Engineering (CS-052)	\$89	\$89	\$89	\$0	\$0	\$0	\$0	\$0	\$0	\$0	\$0
Design/Engineering (1902063)	\$15	\$28	\$28	\$14	\$0	\$0	\$0	\$0	\$0	\$0	\$0
Construction (Build) #1	\$36,195	\$0	\$0	\$0	\$0	\$0	\$0	\$0	\$0	\$0	\$9,734
Construction Property Acquisition	\$1,580	\$1,596	\$1,596	\$1,580	\$0	\$0	\$0	\$0	\$0	\$0	\$0

Project Title: Adams Road Pumping Station Improvements

Project Status: Future Planned - Ten-Year CIP

Class Lvl 1: Water

Class Lvl 2: Systems Control Center

Class Lvl 3: Pump Station/Reservoir

Lookup Location: Adams Road BPS

Project New to CIP:

- Innovation**
- WW Master Plan**
- Water Master Plan Right Sizing**
- Redundancy**
- NE WTP Repurposing**
- Linear Assets Outside of Facilities**
- Predecessor Project(s)**



Project Engineer/Manager: Erich Klun

Director: Peter Fromm

Project Score

97.8

Problem Statement:

Adams Road booster pumping station was constructed in 1971 and is nearing the end of its service life. Recent condition assessment of the station indicates that there are several needs at the site that need to be addressed due to aging infrastructure. Improvements required at the site include site drive improvements, site valve replacements, building sump replacement, site drain PS replacement, structural improvements, pumping system improvements, flow metering improvements, bypass upgrades, in...

Scope of Work/Project Alternatives:

This project will be delivered using a design-bid-build project delivery method. The scope of work generally includes reconstructing a new pumping station next to the existing on the current site. The new station will be designed to current building and electrical codes, industry standards, and best practices for operation and maintenance of pumping stations.

Other Important Info:

N/A

Project Title: Adams Road Pumping Station Improvements

Current Expenses (All figures are in \$1,000's)

“Total Costs” include costs outside of the 10 year planning window

***Design & Construction costs are inclusive of salaries where salaries are not defined**

Activity Name	Total Costs	Actual Costs	Prior FYs	FY23	FY24	FY25	FY26	FY27	FY28	5 Year Total	FY29-33
GLWA Salaries	\$575	\$0	\$0	\$0	\$0	\$0	\$0	\$0	\$72	\$72	\$360
Professional Services	\$0	\$0	\$0	\$0	\$0	\$0	\$0	\$0	\$0	\$0	\$0
Design & Construction Assistance # 1 (CS-052A, TBD)	\$8,500	\$0	\$0	\$0	\$0	\$0	\$0	\$0	\$1,192	\$1,192	\$6,201
Design/Engineering (CS-052)	\$83	\$83	\$83	\$0	\$0	\$0	\$0	\$0	\$0	\$0	\$0
Construction (Build) # 1	\$52,600	\$0	\$0	\$0	\$0	\$0	\$0	\$0	\$0	\$0	\$26,318

Project Title: Newburgh Road Booster Pumping Station Improvements

Project Status: Future Planned - Ten-Year CIP

Class Lvl 1: Water

Class Lvl 2: Systems Control Center

Class Lvl 3: Pump Station/Reservoir

Lookup Location: Newburgh Road Booster Pumping Station

Project New to CIP:

- Innovation**
- WW Master Plan**
- Water Master Plan Right Sizing**
- Redundancy**
- NE WTP Repurposing**
- Linear Assets Outside of Facilities**
- Predecessor Project(s)**



Project Engineer/Manager: Andrew Juergens

Director: Peter Fromm

Project Score

58.9

Problem Statement:

Existing pumps, motors and electrical gear are beyond useful service life. The existing pump manufacturer has discontinued maintenance support of the pumps, increasing the difficulty and cost of maintenance. Additionally, a new transmission main will be designed to allow the Newburgh Station to pump flows to the Haggerty Station reservoir. The Haggerty reservoir fill operation may require additional pumps at the Newburgh Station that are rated to higher discharge pressures.

Scope of Work/Project Alternatives:

Construct a new Newburgh Road Booster Pumping Station, including new pumps, motors, VFDs, electrical gear, building mechanical equipment, and backup power generation. Alternatives include constructing a new Newburgh Road Booster Pumping Station on the existing site, expanding the existing site to accommodate a new station, or construction of the new station on a new site.

Other Important Info:

Challenges: The existing site is not large enough to construct the new Newburgh Station. Coordination with the 14-Mile Road Transmission Main Loop Contract will be required.

Project Title: Newburgh Road Booster Pumping Station Improvements

Current Expenses (All figures are in \$1,000's)

“Total Costs” include costs outside of the 10 year planning window

***Design & Construction costs are inclusive of salaries where salaries are not defined**

Activity Name	Total Costs	Actual Costs	Prior FYs	FY23	FY24	FY25	FY26	FY27	FY28	5 Year Total	FY29-33
GLWA Salaries	\$411	\$17	\$17	\$30	\$36	\$36	\$36	\$36	\$36	\$182	\$181
Professional Services	\$0	\$0	\$0	\$0	\$0	\$0	\$0	\$0	\$0	\$0	\$0
Design & Construction Assistance # 1 (1901767, CS-052)	\$3,503	\$394	\$394	\$0	\$0	\$0	\$0	\$0	\$0	\$0	\$3,110
Design/Engineering (CS-052)	\$83	\$83	\$83	\$0	\$0	\$0	\$0	\$0	\$0	\$0	\$0
Construction (Build) # 1	\$41,693	\$30	\$30	\$30	\$0	\$0	\$0	\$0	\$0	\$0	\$41,663

Project Title: North Service Center Pumping Station Improvements

Project Status: Active - Procurement - Design
Class Lvl 1: Water
Class Lvl 2: Systems Control Center
Class Lvl 3: Pump Station/Reservoir
Lookup Location: North Service Center
 Project New to CIP:

- Innovation**
- WW Master Plan**
- Water Master Plan Right Sizing**
- Redundancy**
- NE WTP Repurposing**
- Linear Assets Outside of Facilities**
- Predecessor Project(s)**



Project Engineer/Manager: Mike Garrett

Project Score

Director: Peter Fromm

98.7

Problem Statement:

The North Service Center was constructed in 1962 and is nearing the end of its service life.

Recent condition assessment of the station indicates that there are several needs that need to be addressed. Improvements include site drive improvements, valve replacements, septic tank and well field replacement, electric room improvements, building structure improvements, line and reservoir pump upgrades, interior valve upgrades, station piping improvements, sump pump upgrades, and various electr...

Scope of Work/Project Alternatives:

This project includes complete reconstruction of the North Service Center Pumping Station, and replacement of two ten million gallon reservoirs.

Other Important Info:

Proposed changes focus on optimization of energy efficiency in the system by removing waste and conserving energy already input the system.

Project Title: North Service Center Pumping Station Improvements

Current Expenses (All figures are in \$1,000's)

“Total Costs” include costs outside of the 10 year planning window

***Design & Construction costs are inclusive of salaries where salaries are not defined**

Activity Name	Total Costs	Actual Costs	Prior FYs	FY23	FY24	FY25	FY26	FY27	FY28	5 Year Total	FY29-33
GLWA Salaries	\$1,587	\$42	\$42	\$109	\$222	\$222	\$222	\$222	\$222	\$1,109	\$326
Professional Services	\$72	\$72	\$72	\$0	\$0	\$0	\$0	\$0	\$0	\$0	\$0
Design & Construction Assistance # 1	\$257	\$257	\$257	\$0	\$0	\$0	\$0	\$0	\$0	\$0	\$0
Design & Construction Assistance # 2 - AECOM	\$7,442	\$0	\$0	\$0	\$0	\$0	\$127	\$2,106	\$2,111	\$4,344	\$3,098
Design/Engineering	\$0	\$0	\$0	\$0	\$0	\$0	\$0	\$0	\$0	\$0	\$0
Construction (Build) # 1	\$66,655	\$0	\$0	\$0	\$0	\$0	\$8,245	\$16,813	\$16,860	\$41,918	\$24,736
Construction # 2 - AECOM	\$0	\$0	\$0	\$0	\$0	\$0	\$0	\$0	\$0	\$0	\$0

Project Title: Schoolcraft Pumping Station Improvements

Project Status: Future Planned - Ten-Year CIP
Class Lvl 1: Water
Class Lvl 2: Systems Control Center
Class Lvl 3: Pump Station/Reservoir
Lookup Location: Booster Pumping Stations
 Project New to CIP:

- Innovation**
- WW Master Plan**
- Water Master Plan Right Sizing**
- Redundancy**
- NE WTP Repurposing**
- Linear Assets Outside of Facilities**
- Predecessor Project(s)**



Project Engineer/Manager: Eric Kramp

Director: Peter Fromm

Project Score

58.9

Problem Statement:

Following the Pump Station Condition Survey and Needs Assessment, significant issues were observed in the Schoolcraft Pumping Station. This needs assessment has found several significant areas of necessary improvement to the station as described in the project scope of work:

Scope of Work/Project Alternatives:

This project will be delivered using a design-bid-build project delivery method. The scope of work will generally include replacing existing pumps, motors, drives, electrical switchgear, motor control centers, valves, valve operators, yard piping, and yard valves with new infrastructure. Additionally, the underdrain system that serves the finished water reservoirs will either be rehabilitated or replaced.

Other Important Info:

This project is scheduled to begin beyond the 10 year time period.

Current Expenses (All figures are in \$1,000's)

"Total Costs" include costs outside of the 10 year planning window

***Design & Construction costs are inclusive of salaries where salaries are not defined**

Activity Name	Total Costs	Actual Costs	Prior FYs	FY23
GLWA Salaries	\$222	\$0	\$0	\$0
Professional Services	\$3,265	\$0	\$0	\$0
Design/Engineering	\$47	\$47	\$47	\$0
Design/Engineering (CS-052)	\$0	\$0	\$0	\$0
Construction	\$21,156	\$0	\$0	\$0

Project Title: Wick Road Pumping Station Improvements

Project Status: Future Planned - Ten-Year CIP

Class Lvl 1: Water

Class Lvl 2: Systems Control Center

Class Lvl 3: Pump Station/Reservoir

Lookup Location: Romulus

Project New to CIP:

- Innovation**
- WW Master Plan**
- Water Master Plan Right Sizing**
- Redundancy**
- NE WTP Repurposing**
- Linear Assets Outside of Facilities**
- Predecessor Project(s)**



Project Engineer/Manager: Vittoria Hogue

Director: Peter Fromm

Project Score

67.2

Problem Statement:

Wick Pump Station is currently oversized based on the demands, has poor valve isolation capabilities and much of its equipment which was installed in 1981 is passed its useful service life. This project's intent is to right size the station and replace valves and other aging equipment.

Scope of Work/Project Alternatives:

This project will be delivered under a design-bid-build delivery method. This project's scope of work will be rightsizing the station's pumping capacity, improving valve control and isolation, and replacing or upgrading equipment. The improvements to right size the station include replacing reservoir pumping units and installing another small line pump (jockey pump) to accommodate low flow conditions. Valve control and isolation work will involve replacing existing station valves and replacing ...

Other Important Info:

CS-052A Condition Assessment provides additional details on the scope of project.

Project Title: Wick Road Pumping Station Improvements

Current Expenses (All figures are in \$1,000's)

“Total Costs” include costs outside of the 10 year planning window

***Design & Construction costs are inclusive of salaries where salaries are not defined**

Activity Name	Total Costs	Actual Costs	Prior FYs	FY23	FY24	FY25	FY26	FY27	FY28	5 Year Total	FY29-33
GLWA Salaries	\$372	\$0	\$0	\$0	\$0	\$0	\$0	\$0	\$0	\$0	\$372
Professional Services	\$0	\$0	\$0	\$0	\$0	\$0	\$0	\$0	\$0	\$0	\$0
Design & Construction Assistance # 1 (TBD, CS-052A)	\$4,361	\$0	\$0	\$0	\$0	\$0	\$0	\$0	\$6	\$6	\$4,355
Design/Engineering (CS-052)	\$57	\$57	\$57	\$0	\$0	\$0	\$0	\$0	\$0	\$0	\$0
Construction (Build) # 1	\$19,990	\$0	\$0	\$0	\$0	\$0	\$0	\$0	\$0	\$0	\$19,990

Project Title: Franklin Pumping Station Improvements

Project Status: Future Planned - Ten-Year CIP
Class Lvl 1: Water
Class Lvl 2: Systems Control Center
Class Lvl 3: Pump Station/Reservoir
Lookup Location: Franklin Pump Station
 Project New to CIP:

- Innovation**
- WW Master Plan**
- Water Master Plan Right Sizing**
- Redundancy**
- NE WTP Repurposing**
- Linear Assets Outside of Facilities**
- Predecessor Project(s)**



Project Engineer/Manager: Peter Fromm

Project Score

Director: Peter Fromm

77.7

Problem Statement:

The Franklin Booster Pumping Station was constructed in 1968 and is nearing the end of its service life.

Recent condition assessment of the station indicates that there are several needs that need to be addressed due to aging infrastructure. Improvements required at the site include site drive improvements, sanitary holding tank improvements, site valve replacements, mezzanine valve access improvements, electrical room upgrades, building structure improvements, pumping improvements, flow me...

Scope of Work/Project Alternatives:

This project includes complete reconstruction of the Franklin Booster Station.

Other Important Info:

Project will include alternatives evaluation to determine building new station versus rehabilitating existing.

Project Title: Franklin Pumping Station Improvements

Current Expenses (All figures are in \$1,000's)
"Total Costs" include costs outside of the 10 year planning window
***Design & Construction costs are inclusive of salaries where salaries are not defined**

Activity Name	Total Costs	Actual Costs	Prior FYs	FY23	FY24	FY25	FY26	FY27	FY28	5 Year Total	FY29-33
GLWA Salaries	\$132	\$0	\$0	\$0	\$0	\$0	\$0	\$0	\$19	\$19	\$113
Professional Services	\$0	\$0	\$0	\$0	\$0	\$0	\$0	\$0	\$0	\$0	\$0
Design/Engineering (TBD)	\$4,693	\$0	\$0	\$0	\$0	\$0	\$0	\$0	\$704	\$704	\$3,989
Design/Engineering (CS-052)	\$93	\$93	\$93	\$0	\$0	\$0	\$0	\$0	\$0	\$0	\$0

Project Title: Imlay Pumping Station Improvements

Project Status: Future Planned - Ten-Year CIP

Class Lvl 1: Water

Class Lvl 2: Systems Control Center

Class Lvl 3: Pump Station/Reservoir

Lookup Location: Imlay Pumping Station

Project New to CIP:

- Innovation**
- WW Master Plan**
- Water Master Plan Right Sizing**
- Redundancy**
- NE WTP Repurposing**
- Linear Assets Outside of Facilities**
- Predecessor Project(s)**



Project Engineer/Manager: Eric Kramp

Director: Peter Fromm

Project Score

59.4

Problem Statement:

The 2018 Booster Station Condition Assessment identified several significant issues have been documented at the Imlay Booster Station. In addition to the updates to the VFD systems identified in the FY 2020 CIP. Site/civil, mechanical, and electrical improvements have been identified far in excess of the initial assessment, including the complete replacement of all outdated electrical switchgear.

It was recently documented that approximately half of the reservoir fill system is working at I...

Scope of Work/Project Alternatives:

Significant improvements to the site/civil, mechanical, and electrical systems at the Imlay Booster Station are required as follows:
 Site/Civil -- Replace crumbling retaining walls.
 Roofing rehabilitation
 Pumping -- "Right size" remaining pump and motor units based on 2015 WMPU. Rehabilitate any pumping units that are correctly sized.
 Mechanical -- Improvements to HVAC.
 Replacement or rehabilitation of all station isolation gate, butterfly valves and reservoir fill valves.
 Electrical -- Add...

Other Important Info:

VFD size is unusual in the marketplace and cooling systems are complex for the VFDs.

Project Title: Imlay Pumping Station Improvements

Current Expenses (All figures are in \$1,000's)
"Total Costs" include costs outside of the 10 year planning window
***Design & Construction costs are inclusive of salaries where salaries are not defined**

Activity Name	Total Costs	Actual Costs	Prior FYs	FY23	FY24	FY25	FY26	FY27	FY28	5 Year Total	FY29-33
GLWA Salaries	\$1,241	\$0	\$0	\$0	\$0	\$0	\$0	\$0	\$0	\$0	\$385
Professional Services	\$0	\$0	\$0	\$0	\$0	\$0	\$0	\$0	\$0	\$0	\$0
Design (TBD, CS-052A)	\$136,500	\$0	\$0	\$0	\$0	\$0	\$0	\$0	\$0	\$0	\$48,771
Design/Engineering (CS-052)	\$227	\$227	\$227	\$0	\$0	\$0	\$0	\$0	\$0	\$0	\$0

Project Title: Joy Road Pumping Station Improvements

Project Status: Future Planned - Ten-Year CIP
Class Lvl 1: Water
Class Lvl 2: Systems Control Center
Class Lvl 3: Pump Station/Reservoir
Lookup Location: Joy Rd Water Pumping Station
 Project New to CIP:

- Innovation**
- WW Master Plan**
- Water Master Plan Right Sizing**
- Redundancy**
- NE WTP Repurposing**
- Linear Assets Outside of Facilities**
- Predecessor Project(s)**



Inside Joy Road Pumping Station

Project Engineer/Manager: Jacob Mangum

Director: Peter Fromm

Project Score

58.9

Problem Statement:

The station is undersized with limited space for maintenance and personnel access. The main walkway inside the station is built on top of the discharge header and six stairways connected to it are non-code compliant. There is not enough room to install standard stairs. The electrical room addition was partially built on top of the pump station top slab and blocks access to the reservoir fill line valves. The pump station roof hatches leak and drip onto equipment below. The discharge header is h...

Scope of Work/Project Alternatives:

Design contract will consider life-cycle costs of rehabilitating the current station versus building a new station on available land located to the south. Station improvements include:
 Existing site drive geometry needs to be improved to allow for a mobile crane or semi-trailer truck.
 Installation of a new site drain pump station next to existing
 A new electrical room addition
 The existing building structures require maintenance and repair.
 Rehabilitate the existing line and reservoir pum...

Other Important Info:

There is space on the site for building a new pump station to the south of the existing.

Project Title: Joy Road Pumping Station Improvements

Current Expenses (All figures are in \$1,000's)

“Total Costs” include costs outside of the 10 year planning window

*Design & Construction costs are inclusive of salaries where salaries are not defined

Activity Name	Total Costs	Actual Costs	Prior FYs	FY23	FY24	FY25	FY26	FY27	FY28	5 Year Total	FY29-33
GLWA Salaries	\$469	\$0	\$0	\$0	\$0	\$0	\$0	\$0	\$0	\$0	\$0
Professional Services	\$0	\$0	\$0	\$0	\$0	\$0	\$0	\$0	\$0	\$0	\$0
Design & Construction Assistance # 1 (TBD, CS-052A)	\$3,536	\$0	\$0	\$0	\$0	\$0	\$0	\$0	\$0	\$0	\$0
Design/Engineering (CS-052)	\$71	\$71	\$71	\$0	\$0	\$0	\$0	\$0	\$0	\$0	\$0
Construction (Build) # 1	\$35,781	\$0	\$0	\$0	\$0	\$0	\$0	\$0	\$0	\$0	\$0

Project Title: GLWA-CS-187: FK Eng: Raw Water Intake

Project Status: Pending Closeout
Class Lvl 1: Water
Class Lvl 2: Programs
Class Lvl 3: Programs
Lookup Location: WTPs and Boosters
 Project New to CIP:

- Innovation
- WW Master Plan
- Water Master Plan Right Sizing
- Redundancy
- NE WTP Repurposing
- Linear Assets Outside of Facilities
- Predecessor Project(s)



Project Engineer/Manager: Nick Hoffman

Project Score

Director: Peter Fromm

0

Problem Statement:

This allowance is reserved for unplanned, emergency and critical project needs that need to be addressed quickly.

Scope of Work/Project Alternatives:

This project is an allowance for unplanned, critical projects that may occur at the Water Treatment Plants and Booster Pump Stations throughout the system. These projects may include repair, replacement or rehabilitation of key assets as required to allow the Authority to provide sufficient water quality, quantity and pressure to meet customer demands in accordance with federal and state requirements under the Safe Drinking Water Act.

Other Important Info:

Challenges: Close coordination with operations and ability to meet on needs.

Current Expenses (All figures are in \$1,000's)

"Total Costs" include costs outside of the 10 year planning window

***Design & Construction costs are inclusive of salaries where salaries are not defined**

Activity Name	Total Costs	Actual Costs	Prior FYs	FY23	FY24	FY25	FY26	FY27	FY28	5 Year Total	FY29-33
GLWA Salaries	\$225	\$181	\$181	\$43	\$0	\$0	\$0	\$0	\$0	\$0	\$0
Professional Services	\$11	\$11	\$11	\$0	\$0	\$0	\$0	\$0	\$0	\$0	\$0
Design/Engineering (CS-187)	\$506	\$305	\$305	\$201	\$0	\$0	\$0	\$0	\$0	\$0	\$0
Design/Engineering (CS-1623)	\$1,159	\$1,159	\$1,159	\$0	\$0	\$0	\$0	\$0	\$0	\$0	\$0

Project Title: Water Treatment Plant Automation Program

Project Status: Future Planned - Ten-Year CIP

Class Lvl 1: Water

Class Lvl 2: Programs

Class Lvl 3: Programs

Lookup Location: Water Treatment Plants

Project New to CIP:

- Innovation**
- WW Master Plan**
- Water Master Plan Right Sizing**
- Redundancy**
- NE WTP Repurposing**
- Linear Assets Outside of Facilities**
- Predecessor Project(s)**



Project Engineer/Manager: Jeffrey Dorsey

Director: Terry Daniel

Project Score

0

Problem Statement:

This automation design and construction project comes from recommendations that identified existing station process data conditions and needs, GLWA mission critical assets, alternative improvement options to address identified needs, recommended improvements to address the needs, prioritized projects based on the GLWA CIP scoring tool, and schedule for making the improvements along with budgets for each project established under CS-108.

Scope of Work/Project Alternatives:

The purpose of this project is to implement the recommendations from CS-108 that are prioritized in five (5) year increments with an estimated cost of \$1 million dollars per year over a twenty (20) year span.

Other Important Info:

Challenge: Standardization of multiple different data process equipment already installed throughout the 5 plants is problematic.

Project History: Each water treatment plant has process areas ranging from intake, sedimentation, chlorination, filtration and distribution systems. One of the directives from the organizational objectives is to provide the treatment plants with automation. This automation is one of the main drivers for increased efficiency in data monitoring and regulatory repor...

Current Expenses (All figures are in \$1,000's)

"Total Costs" include costs outside of the 10 year planning window

***Design & Construction costs are inclusive of salaries where salaries are not defined**

Activity Name	Total Costs	Actual Costs	Prior FYs	FY23	FY24	FY25	FY26	FY27	FY28	5 Year Total	FY29-33
GLWA Salaries	\$243	\$0	\$0	\$0	\$0	\$0	\$0	\$0	\$0	\$0	\$243
Design/Engineering	\$9	\$0	\$0	\$0	\$0	\$0	\$0	\$0	\$0	\$0	\$9
Construction	\$23,065	\$0	\$0	\$0	\$0	\$0	\$0	\$0	\$0	\$0	\$23,065

Project Title: SW SCADA System Upgrade

Project Status: Project Execution - Design

Class Lvl 1: Water

Class Lvl 2: Programs

Class Lvl 3: Programs

Lookup Location: Southwest Water Treatment Plant

Project New to CIP:

- Innovation**
- WW Master Plan**
- Water Master Plan Right Sizing**
- Redundancy**
- NE WTP Repurposing**
- Linear Assets Outside of Facilities**
- Predecessor Project(s)**



SW SCADA System Upgrade

Project Engineer/Manager: Jeffrey Dorsey

Director: Terry Daniel

Project Score

67.4

Problem Statement:

This project will upgrade the Southwest WTP SCADA system.

Scope of Work/Project Alternatives:

The upgrade of network devices, controllers and removal of device net for the SCADA system.

Other Important Info:

This project will also upgrade Ovation to version 3.8

Current Expenses (All figures are in \$1,000's)

"Total Costs" include costs outside of the 10 year planning window

***Design & Construction costs are inclusive of salaries where salaries are not defined**

Activity Name	Total Costs	Actual Costs	Prior FYs	FY23
Capital Delivery	\$113	\$3	\$3	\$112
Salary				
Professional Services	\$306	\$158	\$158	\$170
Design-Build (2001051)	\$7,892	\$1,099	\$1,099	\$6,888

Project Title: Power Monitoring Installation for Water Treatment Plants

Project Status: Project Execution - Design
Class Lvl 1: Water
Class Lvl 2: Programs
Class Lvl 3: Programs
Lookup Location: Northeast, Southwest and Water Works Park
 Project New to CIP:

- Innovation**
- WW Master Plan**
- Water Master Plan Right Sizing**
- Redundancy**
- NE WTP Repurposing**
- Linear Assets Outside of Facilities**
- Predecessor Project(s)**



Project Engineer/Manager: Jeffrey Dorsey

Director: Terry Daniel

Project Score

58.6

Problem Statement:

Looking to achieve efficiency of our power usage at our water treatment plants.

Scope of Work/Project Alternatives:

This project will install power monitoring meters on electrical switch gear for critical pumping units at Water Works Park, Northeast, and Southwest.

Other Important Info:

Power monitoring will be installed on critical pumping units and switchgear mains.

Current Expenses (All figures are in \$1,000's)

"Total Costs" include costs outside of the 10 year planning window

***Design & Construction costs are inclusive of salaries where salaries are not defined**

Activity Name	Total Costs	Actual Costs	Prior FYs	FY23	FY28	5 Year Total
GLWA Salaries	\$65	\$0	\$0	\$65	\$0	\$0
Professional Services	\$218	\$193	\$193	\$32	\$0	\$0
Design-Build (2000644)	\$1,624	\$1,802	\$1,802	\$93	\$0	\$0

Project Title: WWP Scada Infrastructure Upgrade

Project Status: Future Planned - Within 5 Year Plan
Class Lvl 1: Water
Class Lvl 2: Programs
Class Lvl 3: Programs
Lookup Location: Water Works Park
 Project New to CIP:

- Innovation**
- WW Master Plan**
- Water Master Plan Right Sizing**
- Redundancy**
- NE WTP Repurposing**
- Linear Assets Outside of Facilities**
- Predecessor Project(s)**



Project Engineer/Manager: Jeffrey Dorsey

Director: Terry Daniel

Project Score

59.5

Problem Statement:

Of paramount concern is the need to have a reliable and secure SCADA platform that will satisfy GLWA's needs for the next 10-15 years. The purpose is to upgrade the SCADA system to an Ovation DCS controlled network utilizing Ovation and PLC controllers and I/O (3rd part network design will be supplied) for implementation at WWP. It will include the following:

- A. A complete SCADA network, replacement of all field devices at the facility.
- B. Complete engineering design of a new process...

Scope of Work/Project Alternatives:

The scope of this project is to provide a design for SCADA upgrade of Water Works Park water treatment plant incorporating the following:

- Upgrade of all plant PLCs
- Network extension upgrades to integrate new process areas/controllers within the process control network
- Emerson Ovation upgrades
- Implement alarm management.
- Migrate all SCADA graphics, alarms, historical data configuration to a single platform
- Upgrade/integration into the central Historians.
- Upgrade network back...

Other Important Info:

This project will upgrade the SCADA network. Project not scored by review committee because it is professional services only.

Project Title: WWP Scada Infrastructure Upgrade

Current Expenses (All figures are in \$1,000's)

"Total Costs" include costs outside of the 10 year planning window

***Design & Construction costs are inclusive of salaries where salaries are not defined**

Activity Name	Total Costs	Actual Costs	Prior FYs	FY23	FY24	FY25	5 Year Total
GLWA Salaries	\$32	\$0	\$0	\$32	\$0	\$0	\$0
Professional Services	\$201	\$80	\$80	\$133	\$0	\$0	\$0
Design/Engineering	\$348	\$208	\$208	\$155	\$0	\$0	\$0
Construction	\$0	\$0	\$0	\$0	\$0	\$0	\$0

Project Title: WWP SCADA Network Upgrade

Project Status: Future Planned - Ten-Year CIP
Class Lvl 1: Water
Class Lvl 2: Programs
Class Lvl 3: Programs
Lookup Location: Water Works Park
 Project New to CIP:

- Innovation**
- WW Master Plan**
- Water Master Plan Right Sizing**
- Redundancy**
- NE WTP Repurposing**
- Linear Assets Outside of Facilities**
- Predecessor Project(s)**



Project Engineer/Manager: Jeffrey Dorsey

Director: Terry Daniel

Project Score

65

Problem Statement:

Provide a robust SCADA network solution with installed capacity to accommodate future SCADA expansion and fully manageable network capabilities. Adhere to network standards put together in the SGD document.

Scope of Work/Project Alternatives:

This project will be the construction phase of the design done under CIP 170304.

Other Important Info:

This project may be delayed.

Current Expenses (All figures are in \$1,000's)

"Total Costs" include costs outside of the 10 year planning window

***Design & Construction costs are inclusive of salaries where salaries are not defined**

Activity Name	Total Costs	Actual Costs	Prior FYs	FY23	FY28	5 Year Total	FY29-33
GLWA Salaries	\$157	\$0	\$0	\$0	\$0	\$0	\$157
Design/Engineering	\$187	\$0	\$0	\$0	\$0	\$0	\$187
Construction	\$7,198	\$0	\$0	\$0	\$0	\$0	\$7,198

Project Title: SPW SCADA PLC Network Upgrade

Project Status: Future Planned - Within 5 Year Plan
Class Lvl 1: Water
Class Lvl 2: Programs
Class Lvl 3: Programs
Lookup Location: Springwells Plant
 Project New to CIP:

- Innovation**
- WW Master Plan**
- Water Master Plan Right Sizing**
- Redundancy**
- NE WTP Repurposing**
- Linear Assets Outside of Facilities**
- Predecessor Project(s)**



Project Engineer/Manager: Jeffrey Dorsey

Director: Terry Daniel

Project Score

78.4

Problem Statement:

This project will upgrade current plant PLCs providing Asset Center management and install network cabinets in strategic locations for future expandability.

Scope of Work/Project Alternatives:

Provide a robust SCADA network solution with installed capacity to accommodate future SCADA expansion and fully manageable network capabilities. Adhere to network standards put together in the SGD document.

Other Important Info:

This project will upgrade the 3rd party network.

Current Expenses (All figures are in \$1,000's)

"Total Costs" include costs outside of the 10 year planning window

***Design & Construction costs are inclusive of salaries where salaries are not defined**

Activity Name	Total Costs	Actual Costs	Prior FYs	FY23	FY24	5 Year Total
GLWA Salaries	\$100	\$0	\$0	\$29	\$71	\$71
Design/Engineering	\$187	\$0	\$0	\$54	\$133	\$133
Construction	\$3,054	\$0	\$0	\$880	\$2,174	\$2,174

Project Title: NE SCADA Network Upgrade

Project Status: Future Planned - Ten-Year CIP

Class Lvl 1: Water

Class Lvl 2: Programs

Class Lvl 3: Programs

Lookup Location: Northeast Plant

Project New to CIP:

- Innovation**
- WW Master Plan**
- Water Master Plan Right Sizing**
- Redundancy**
- NE WTP Repurposing**
- Linear Assets Outside of Facilities**
- Predecessor Project(s)**



Project Engineer/Manager: Jeffrey Dorsey

Director: Terry Daniel

Project Score

59.6

Problem Statement:

Provide a robust SCADA network solution with installed capacity to accommodate future SCADA expansion and fully manageable network capabilities. Adhere to network standards put together in the SGD document.

Scope of Work/Project Alternatives:

This project will update the 3rd party network for this site.

Other Important Info:

This project may be delayed.

Current Expenses (All figures are in \$1,000's)

"Total Costs" include costs outside of the 10 year planning window

***Design & Construction costs are inclusive of salaries where salaries are not defined**

Activity Name	Total Costs	Actual Costs	Prior FYs	FY23	FY29-33
GLWA Salaries	\$100	\$0	\$0	\$0	\$100
Design/Engineering	\$187	\$0	\$0	\$0	\$187
Construction	\$2,825	\$0	\$0	\$0	\$2,825

Project Title: Water Transmission Improvement Program

Project Status: Future Planned - Ten-Year CIP
Class Lvl 1: Water
Class Lvl 2: Programs
Class Lvl 3: Programs
Lookup Location: Transmission System
 Project New to CIP:

- Innovation**
- WW Master Plan**
- Water Master Plan Right Sizing**
- Redundancy**
- NE WTP Repurposing**
- Linear Assets Outside of Facilities**
- Predecessor Project(s)**



Project Engineer/Manager: Todd King

Director: Todd King

Project Score

0

Problem Statement:

Assessing, rehabilitating or replacing aging transmission mains in the water system

Scope of Work/Project Alternatives:

This project is a yearly funding allocation for the design and/or construction work for the rehabilitation or replacement of aging water transmission lines and all appurtenances, connections and related structures.

Other Important Info:

O&M manuals, GIS, Section Maps and Gate Books are available for reference.

Project History: There are many critical assets that are required to be operated in the transmission system and this yearly allowance is needed to meet the critical needs of these assets.

Challenges: May require shut down of large pumps and isolation or shutdown of large mains etc.

Project Title: Water Transmission Improvement Program

Current Expenses (All figures are in \$1,000's)

“Total Costs” include costs outside of the 10 year planning window

***Design & Construction costs are inclusive of salaries where salaries are not defined**

Activity Name	Total Costs	Actual Costs	Prior FYs	FY23	FY24	FY25	FY26	FY27	FY28	5 Year Total	FY29-33
GLWA Salaries	\$495	\$0	\$0	\$0	\$0	\$0	\$0	\$0	\$52	\$52	\$277
Design/Engineering	\$2,975	\$0	\$0	\$0	\$0	\$0	\$0	\$0	\$505	\$505	\$2,524
Construction (Build) # 2	\$10,900	\$0	\$0	\$0	\$0	\$0	\$0	\$0	\$0	\$0	\$0
Construction (Build) # 6	\$17,664	\$0	\$0	\$0	\$0	\$0	\$0	\$0	\$0	\$0	\$0

Project Title: Transmission System Valve Rehabilitation and Replacement Program

Project Status: Project Execution - Construction
Class Lvl 1: Water
Class Lvl 2: Programs
Class Lvl 3: Programs
Lookup Location: Transmission System Gate Valves
 Project New to CIP:

- Innovation
- WW Master Plan
- Water Master Plan Right Sizing
- Redundancy
- NE WTP Repurposing
- Linear Assets Outside of Facilities
- Predecessor Project(s)



Project Engineer/Manager: Todd King

Director: Todd King

Project Score

0

Problem Statement:

Replacement or rehabilitation of GLWA Transmission System Gate Valves will aid in implementing a regular valve exercising program as recommended by AWWA as well as increase the reliability of the transmission system.

Scope of Work/Project Alternatives:

Evaluate the existing conditions, provide the necessary replacement/ rehabilitation option, then design and implement them.

Other Important Info:

GIS, Section Maps and Gate Books are available for reference.

Project History: There are critical valves that are required to be closed during a main break or an emergency situation. There has not been a regular valve exercising program in the past 15 years in the DWSD/GLWA System.

Challenges: May require shutdown of large transmission mains.

Current Expenses (All figures are in \$1,000's)

"Total Costs" include costs outside of the 10 year planning window

***Design & Construction costs are inclusive of salaries where salaries are not defined**

Activity Name	Total Costs	Actual Costs	Prior FYs	FY23	FY24	FY25	FY26	FY27	FY28	5 Year Total	FY29-33
GLWA Salaries	\$296	\$0	\$0	\$0	\$23	\$23	\$23	\$23	\$23	\$114	\$114
Design/Engineering	\$16,173	\$0	\$0	\$0	\$1,594	\$1,589	\$1,589	\$1,739	\$1,744	\$8,255	\$8,697
Construction (Build) #3	\$15,000	\$0	\$0	\$0	\$0	\$0	\$0	\$1,499	\$1,503	\$3,002	\$7,498

Project Title: Transmission System Valve Rehabilitation and Replacement Program

Project Status: Project Execution - Construction
Class Lvl 1: Water
Class Lvl 2: Field Services
Class Lvl 3: Transmission System
Lookup Location: Transmission System Gate Valves
 Project New to CIP:

- Innovation
- WW Master Plan
- Water Master Plan Right Sizing
- Redundancy
- NE WTP Repurposing
- Linear Assets Outside of Facilities
- Predecessor Project(s)



Project Engineer/Manager: Biren Saparia

Director: Todd King

Project Score

25.4

Problem Statement:

Replacement/Rehabilitation of GLWA Transmission System Gate Valves will aid in implementing a regular valve exercising program as recommended by AWWA as well as increase the reliability of the transmission system.

Scope of Work/Project Alternatives:

Evaluate the existing conditions, provide the necessary replacement/ rehabilitation option, then design and implement them.

Other Important Info:

GIS, Section Maps and Gate Books are available for reference.

Project History: There are critical valves that are required to be closed during a main break or an emergency situation. There has not been a regular valve exercising program during the past 15 years in the DWSD/GLWA System.

Challenges: May require shutdown of large transmission mains.

Current Expenses (All figures are in \$1,000's)

“Total Costs” include costs outside of the 10 year planning window

*Design & Construction costs are inclusive of salaries where salaries are not defined

Activity Name	Total Costs	Actual Costs	Prior FYs	FY23	FY24	FY25	FY26	FY27	5 Year Total
Capital Delivery Salary	\$51	\$6	\$6	\$8	\$9	\$9	\$9	\$9	\$37
Professional Services	\$385	\$385	\$385	\$0	\$0	\$0	\$0	\$0	\$0
Construction (Build) # 1 (CON-181)	\$5,218	\$5,218	\$5,218	\$0	\$0	\$0	\$0	\$0	\$0

Project Title: Transmission System Valve Replacement

Project Status: Project Execution - Construction
Class Lvl 1: Water
Class Lvl 2: Field Services
Class Lvl 3: Transmission System
Lookup Location: Transmission System Gate Valves
 Project New to CIP:

- Innovation
- WW Master Plan
- Water Master Plan Right Sizing
- Redundancy
- NE WTP Repurposing
- Linear Assets Outside of Facilities
- Predecessor Project(s)



Project Engineer/Manager: Todd King

Director: Todd King

Project Score

44.5

Problem Statement:

Replacement/Rehabilitation of GLWA Transmission System Gate Valves will aid in implementing a regular valve exercising program as recommended by AWWA as well as increase the reliability of the transmission system.

Scope of Work/Project Alternatives:

Evaluate the existing conditions, provide the necessary replacement/ rehabilitation option, then design and implement them.

Other Important Info:

GIS, Section Maps and Gate Books are available for reference.

Project History: There are critical valves that are required to be closed during a main break or an emergency situation. There has not been a regular valve exercising program during the past 15 years in the DWSD/GLWA System.

Challenges: May require shutdown of large transmission mains.

Current Expenses (All figures are in \$1,000's)

"Total Costs" include costs outside of the 10 year planning window

***Design & Construction costs are inclusive of salaries where salaries are not defined**

Activity Name	Total Costs	Actual Costs	Prior FYs	FY23	FY24	FY25	FY26	FY27	5 Year Total
GLWA Salaries	\$166	\$5	\$5	\$141	\$25	\$0	\$0	\$0	\$25
Construction (Build) (1802745)	\$18,324	\$3,163	\$3,163	\$14,456	\$705	\$0	\$0	\$0	\$705

Project Title: Transmission Mains Valves and Urgent

Project Status: Future Planned - Within 5 Year Plan
Class Lvl 1: Water
Class Lvl 2: Field Services
Class Lvl 3: Transmission System
Lookup Location: Multiple Locations
 Project New to CIP:

- Innovation
- WW Master Plan
- Water Master Plan Right Sizing
- Redundancy
- NE WTP Repurposing
- Linear Assets Outside of Facilities
- Predecessor Project(s)



Project Engineer/Manager: Todd King

Director: Todd King

Project Score

34.3

Problem Statement:

Ongoing project to address water main transmission mains, valves, pumping stations, and plants on an emergency or urgent basis.

Scope of Work/Project Alternatives:

Work shall be as required by GLWA Field Services to address and support maintenance and repairs and capital improvements to the water main, valves, booster stations, and/or other urgent tasks.

Other Important Info:

na

Current Expenses (All figures are in \$1,000's)

"Total Costs" include costs outside of the 10 year planning window

***Design & Construction costs are inclusive of salaries where salaries are not defined**

Activity Name	Total Costs	Actual Costs	Prior FYs	FY23	FY24	FY25	FY26	FY27	5 Year Total
Construction	\$11,000	\$9,164	\$9,164	\$1,021	\$448	\$447	\$447	\$122	\$1,465

Project Title: Linear System Integrity Program

Project Status: Project Execution - Design
Class Lvl 1: Water
Class Lvl 2: Programs
Class Lvl 3: Programs
Lookup Location: Transmission Mains
 Project New to CIP:

- Innovation**
- WW Master Plan**
- Water Master Plan Right Sizing**
- Redundancy**
- NE WTP Repurposing**
- Linear Assets Outside of Facilities**
- Predecessor Project(s)**



Project Engineer/Manager: Jody Caldwell

Project Score

Director: Jody Caldwell

0

Problem Statement:

Many of the water mains serving the GLWA service area were installed in the early part of the 20th century or the later part of the 19th century, and are now reaching the end of their useful life. This project will pilot and utilize new technologies to accurately identify the condition of these buried assets by constructing access ways for inspection and the installation of sensors and fiber optic cables for real-time monitoring of condition. It's essential for cost-efficient repair and replac...

Scope of Work/Project Alternatives:

Construct access structures and utilize new technology to evaluate the existing conditions of the transmission system. Construction of in place sensors and cables may be necessary to adequately access condition. Provide the necessary recommendation for replacement and rehabilitation.

Other Important Info:

*Innovation Note: Consider new techniques for water main assessment. GIS, Section Maps and Gate Books are available for reference. Challenges: Gaining access to inspect buried pipes is difficult, disruptive and costly. However, there are ways to monitor and test the condition of the piping and methods of performing condition assessment. Project History: There are many critical assets that are required to be operated in the transmission main the existing conditions is unknown. For planning p...

Current Expenses (All figures are in \$1,000's)

"Total Costs" include costs outside of the 10 year planning window

***Design & Construction costs are inclusive of salaries where salaries are not defined**

Activity Name	Total Costs	Actual Costs	Prior FYs	FY23	FY24	FY25	FY26	FY27	FY28	5 Year Total	FY29-33
GLWA Salaries	\$312	\$0	\$0	\$3	\$31	\$31	\$31	\$31	\$31	\$154	\$154
Professional Services	\$0	\$0	\$0	\$0	\$0	\$0	\$0	\$0	\$0	\$0	\$0
Design/Engineering	\$27,000	\$0	\$0	\$0	\$0	\$0	\$0	\$0	\$4,508	\$4,508	\$22,492

Project Title: Linear System Integrity Program

Project Status: Project Execution - Design
Class Lvl 1: Water
Class Lvl 2: Field Services
Class Lvl 3: Transmission System
Lookup Location: Entire Linear System - Water & Wastewater
 Project New to CIP:

- Innovation
- WW Master Plan
- Water Master Plan Right Sizing
- Redundancy
- NE WTP Repurposing
- Linear Assets Outside of Facilities
- Predecessor Project(s)



Project Engineer/Manager: Jody Caldwell

Project Score

Director: Jody Caldwell

76.8

Problem Statement:

GLWA seeks to apply asset management principles to proactively evaluate and manage the linear system (water transmission and sewer interceptor systems). Because the water transmission system is a closed system gaining access to assess the condition of the pipes is challenging requiring coordination with operations and member partners, and the construction of access points to introduce and extract equipment. LSIP is a data and risk-based approach. This project uses the previous work performed ...

Scope of Work/Project Alternatives:

Scope of work is broken into 6 Tasks: Task 1 - Program Management - Water; Task 2 - Development of Water Program Framework; Task 3 - Planning of Water Pipeline Condition Assessments; Task 4 - Implementation of Water Pipeline Condition Assessments; Task 5 - Wastewater Program Planning and Implementation; Task 6 - Program Management - Wastewater

The overall project consists of both Capital and Operating Budget expenses. The capital portion of this project includes the improvements necessary to...

Other Important Info:

None

Current Expenses (All figures are in \$1,000's)

"Total Costs" include costs outside of the 10 year planning window

***Design & Construction costs are inclusive of salaries where salaries are not defined**

Activity Name	Total Costs	Actual Costs	Prior FYs	FY23	FY24	FY25	FY26	FY27	5 Year Total
GLWA Salaries	\$249	\$0	\$0	\$47	\$57	\$57	\$57	\$32	\$202
Design/Engineering	\$9,601	\$0	\$0	\$435	\$53	\$52	\$5,792	\$3,269	\$9,166
Construction	\$0	\$0	\$0	\$0	\$0	\$0	\$0	\$0	\$0

Project Title: System-Wide Finished Water Reservoir Inspection, Design and Rehabilitation

Project Status: Future Planned - Ten-Year CIP

Class Lvl 1: Water

Class Lvl 2: Programs

Class Lvl 3: Programs

Lookup Location: LHP, SPP, SWP, NEP, WWP, Booster Stations

Project New to CIP:

- Innovation**
- WW Master Plan**
- Water Master Plan Right Sizing**
- Redundancy**
- NE WTP Repurposing**
- Linear Assets Outside of Facilities**
- Predecessor Project(s)**



Lake Huron Plant Reservoir No. 3: Interior concrete repair.

Project Engineer/Manager: John McCallum

Director: Peter Fromm

Project Score

0

Problem Statement:

This program CIP merges former reservoir inspection and repair programs and umbrella's all subsequent CIP's associated with the program under the 17080X category. This program manages the continuous inspection and repair required to all 31 active reservoirs on a 5 year year cycle. The program manages the overall repair schedule to mitigate conflicts in the transmission system to minimize the impact for EGLE mandated inspections and repairs to GLWA reservoirs at Booster Stations and Water Tre...

Scope of Work/Project Alternatives:

The program will provide inspection, rehabilitation, and maintenance on all 31 finished (potable) reservoirs in the GLWA system on a ELGE mandated five year revolving inspection cycle.

Other Important Info:

The CIP 170800 program is broken down into subset CIP numbers starting at 170801. CIP 170801 is currently in construction and is supported by two contracts. Engineering contract CS-151A and construction contract 1900744. The second phase of the program CIP 170802 is in the procurement phase and the engineering contract number will be 2100236. The third phase of the program CIP 170803 will begin pre-procurement activities in 2022.

Current Expenses (All figures are in \$1,000's)

"Total Costs" include costs outside of the 10 year planning window

***Design & Construction costs are inclusive of salaries where salaries are not defined**

Activity Name	Total Costs	Actual Costs	Prior FYs	FY23	FY24	FY25	FY26	FY27	FY28	5 Year Total	FY29-33
GLWA Salaries	\$127	\$0	\$0	\$12	\$14	\$14	\$14	\$14	\$14	\$72	\$43
Professional Services	\$0	\$0	\$0	\$0	\$0	\$0	\$0	\$0	\$0	\$0	\$0
Design/Engineering	\$0	\$0	\$0	\$0	\$0	\$0	\$0	\$0	\$0	\$0	\$0
Construction (Build) #1	\$0	\$0	\$0	\$0	\$0	\$0	\$0	\$0	\$0	\$0	\$0

Project Title:

Project Status: Project Execution - Design
Class Lvl 1: Water
Class Lvl 2: Programs
Class Lvl 3: Programs
Lookup Location: LHP, SPP, SWP, WWP, North Service Center, Imlay Booster Station
 Project New to CIP:

- Innovation
- WW Master Plan
- Water Master Plan Right Sizing
- Redundancy
- NE WTP Repurposing
- Linear Assets Outside of Facilities
- Predecessor Project(s)



Imlay Booster Station: Sealing interior wall cracks

Project Engineer/Manager: John McCallum

Director: Peter Fromm

Project Score

94

Problem Statement:

CIP 170801 is the first in a series of facility improvements to reservoirs at the water treatment plants and booster stations assigned to the System-Wide Finished Water Reservoir Inspection, Design and Rehabilitation Program under CIP 170800.

Scope of Work/Project Alternatives:

This project is specific to inspection, design and construction of improvements to the reservoirs at the Springwells WTP, Southwest WTP, Lake Huron WTP and Imlay Station. It is currently being executed and is expected to be closed in January of 2025.

Other Important Info:

Inspection, design, and RPR services are performed under contract CS-151A . Construction of improvements are performed under contract 1900744. WWP reservoir 2A and North Service Center reservoirs have been added to contract 1900744 to perform emergency repairs. Project not scored by risk committee since it is far advanced

Current Expenses (All figures are in \$1,000's)

"Total Costs" include costs outside of the 10 year planning window

***Design & Construction costs are inclusive of salaries where salaries are not defined**

Activity Name	Total Costs	Actual Costs	Prior FYs	FY23	FY24	FY25	5 Year Total
GLWA Salaries	\$448	\$470	\$470	(\$15)	\$0	\$0	\$0
Professional Services	\$347	\$134	\$134	\$237	\$0	\$0	\$0
Contractual Professional Services	\$2,775	\$0	\$0	\$1,728	\$1,047	\$0	\$1,047
Design/Engineering (CS-151A)	\$2,775	\$2,163	\$2,163	\$459	\$244	\$0	\$244
Construction (1900744)	\$21,598	\$15,934	\$15,934	\$3,904	\$2,259	\$0	\$2,259

Project Title: Reservoir Inspection, Design, and Construction Management Services Phase II

Project Status: Active - Procurement - Design

Class Lvl 1: Water

Class Lvl 2: Programs

Class Lvl 3: Programs

Lookup Location: LHP, SPP, SWP, WWP, North Service Center, Imlay Booster Station

Project New to CIP:

- Innovation**
- WW Master Plan**
- Water Master Plan Right Sizing**
- Redundancy**
- NE WTP Repurposing**
- Linear Assets Outside of Facilities**
- Predecessor Project(s)**



Project Engineer/Manager: John McCallum

Director: Peter Fromm

Project Score

74.2

Problem Statement:

CIP 170802 is the second in a series of facility improvements to reservoirs at the water treatment plants and booster stations assigned to the System-Wide Finished Water Reservoir Inspection, Design and Rehabilitation under the umbrella CIP 170800 program.

Scope of Work/Project Alternatives:

This project is specific to the inspection, design/engineering, and construction improvements to 15 reservoirs.

Other Important Info:

Inspection and design of improvements is being executed under future contract 2100236

Current Expenses (All figures are in \$1,000's)

"Total Costs" include costs outside of the 10 year planning window

***Design & Construction costs are inclusive of salaries where salaries are not defined**

Activity Name	Total Costs	Actual Costs	Prior FYs	FY23	FY24	FY25	FY26	FY27	FY28	5 Year Total
GLWA Salaries	\$424	\$0	\$0	\$80	\$96	\$96	\$96	\$56	\$0	\$344
Design/Engineering	\$10,779	\$0	\$0	\$2,234	\$2,389	\$2,383	\$2,383	\$1,390	\$0	\$8,545
Construction	\$35,972	\$0	\$0	\$753	\$9,847	\$9,820	\$9,820	\$5,731	\$0	\$35,219

Project Title: Reservoir Inspection, Design, and Construction Management Services Phase III

Project Status: Future Planned - Within 5 Year Plan

Class Lvl 1: Water

Class Lvl 2: Programs

Class Lvl 3: Programs

Lookup Location: LHP, SPP, SWP, WWP, North Service Center, Imlay Booster Station

Project New to CIP:

- Innovation**
- WW Master Plan**
- Water Master Plan Right Sizing**
- Redundancy**
- NE WTP Repurposing**
- Linear Assets Outside of Facilities**
- Predecessor Project(s)**



Project Engineer/Manager: John McCallum

Director: Peter Fromm

Project Score

90.3

Problem Statement:

CIP 170803 is the third in a series of facility improvements related to reservoirs at the water treatment plants and booster stations assigned to the System-Wide Finished Water Reservoir Inspection, Design and Rehabilitation Program CIP 170800.

Scope of Work/Project Alternatives:

This project is specifically related to inspection, design, and construction of improvements to the reservoirs in our system as planned in future contracts.

Other Important Info:

n/a

Current Expenses (All figures are in \$1,000's)

"Total Costs" include costs outside of the 10 year planning window

***Design & Construction costs are inclusive of salaries where salaries are not defined**

Activity Name	Total Costs	Actual Costs	Prior FYs	FY23	FY24	FY25	FY26	FY27	FY28	5 Year Total	FY29-33
GLWA Salaries	\$849	\$0	\$0	\$0	\$0	\$0	\$24	\$97	\$97	\$217	\$483
Design/Engineering	\$16,214	\$0	\$0	\$0	\$0	\$0	\$873	\$2,764	\$1,671	\$5,308	\$8,339
Construction	\$77,369	\$0	\$0	\$0	\$0	\$0	\$0	\$834	\$10,171	\$11,005	\$50,746

Project Title: Suburban Water Meter Pit Rehabilitation and Meter Replacement

Project Status: Future Planned - Ten-Year CIP

Class Lvl 1: Water

Class Lvl 2: Programs

Class Lvl 3: Programs

Lookup Location: Various meter locations in Transmission System

Project New to CIP:

- Innovation**
- WW Master Plan**
- Water Master Plan Right Sizing**
- Redundancy**
- NE WTP Repurposing**
- Linear Assets Outside of Facilities**
- Predecessor Project(s)**



Project Engineer/Manager: Chandan Sood

Director: Chandan Sood

Project Score

0

Problem Statement:

Improving meter data reliability, ensuring accurate billing, improving customer service enabling high quality analysis of the system

Scope of Work/Project Alternatives:

The Proposed improvements should include the following; The replacements of meters that have surpassed their life expectancy, and or the current flow rates exceed the mechanical limits of the meter. Installing entrance hatches that allow safer ingress, and egress, and that can be locked for security. Sand blasting and painting of piping and walls. Waterproofing meter vaults to keep the ground water out. Providing a proper floor slope in meter chambers that allows water to settle. Repairing dama...

Other Important Info:

Challenges: Requires temporary shutdown of the water supply through the meter.

Project History: Currently GLWA provides water service to 126 communities, and measures flows and volumes by the utilization of 290 wholesale water meters now in service; 17 of these meters are venturi-orifice type meters, 26 of these are dual venturi type meters, 48 of these single venturi type meters, 97 of these are magnetic flow type meters, and 102 of these are turbine or mechanical type meters. Meters were ...

Current Expenses (All figures are in \$1,000's)

"Total Costs" include costs outside of the 10 year planning window

***Design & Construction costs are inclusive of salaries where salaries are not defined**

Activity Name	Total Costs	Actual Costs	Prior FYs	FY23	FY24	FY25	FY26	FY27	FY28	5 Year Total	FY29-33
GLWA Salaries	\$301	\$0	\$0	\$0	\$0	\$0	\$0	\$27	\$27	\$55	\$137
Construction	\$27,807	\$0	\$0	\$0	\$0	\$0	\$0	\$2,000	\$4,000	\$6,000	\$13,629

Project Title: Suburban Water Meter Pit Rehabilitation and Meter Replacement

Project Status: Project Execution - Construction
Class Lvl 1: Water
Class Lvl 2: Metering
Class Lvl 3: General Purpose
Lookup Location: Various meter locations in Transmission System
 Project New to CIP:

- Innovation**
- WW Master Plan**
- Water Master Plan Right Sizing**
- Redundancy**
- NE WTP Repurposing**
- Linear Assets Outside of Facilities**
- Predecessor Project(s)**



Project Engineer/Manager: Chandan Sood

Project Score

Director: Chandan Sood

48.7

Problem Statement:

Improving meter data reliability, ensuring accurate billing, improving customer service enabling high quality analysis of the system

Scope of Work/Project Alternatives:

The Proposed improvements should include the following; The replacements of meters that have surpassed their life expectancy, and or the current flow rates exceed the mechanical limits of the meter. Installing entrance hatches that allow safer ingress, and egress, and that can be locked for security. Sand blasting and painting of piping and walls. Waterproofing meter vaults to keep the ground water out. Providing a proper floor slope in meter chambers that allow water to settle. Repairing damag...

Other Important Info:

Challenges: Requires temporary shutdown of the water supply through the meter.

Project History: Currently GLWA provides water service to 126 communities, and measures flows and volumes by the utilization of 290 wholesale water meters now in service; 17 of these meters are venturi-orifice type meters, 26 of these are dual venturi type meters, 48 of these single venturi type meters, 97 of these are magnetic flow type meters, and 102 of these are turbine or mechanical type meters. Meters were ...

Current Expenses (All figures are in \$1,000's)

"Total Costs" include costs outside of the 10 year planning window

***Design & Construction costs are inclusive of salaries where salaries are not defined**

Activity Name	Total Costs	Actual Costs	Prior FYs	FY23	FY24	FY25	FY26	FY27	FY28	5 Year Total	FY29-33
GLWA Salaries	\$113	\$2	\$2	\$111	\$0	\$0	\$0	\$0	\$0	\$0	\$0
Professional Services	\$0	\$0	\$0	\$0	\$0	\$0	\$0	\$0	\$0	\$0	\$0
Construction (Build) (CON-285)	\$12,409	\$10,309	\$10,309	\$2,395	\$0	\$0	\$0	\$0	\$0	\$0	\$0

Project Title: Brownstown Meter Pit

Project Status: Active - Pre-Procurement
- Construction
Class Lvl 1: Water
Class Lvl 2: Metering
Class Lvl 3: General Purpose
Lookup Location: Brownstown Township
 Project New to CIP:

- Innovation**
- WW Master Plan**
- Water Master Plan Right Sizing**
- Redundancy**
- NE WTP Repurposing**
- Linear Assets Outside of Facilities**
- Predecessor Project(s)**



Project Engineer/Manager: Peter Fromm

Director: Chandan Sood

Project Score

63.8

Problem Statement:

BR-01 is a deduct meter pit that serves Brownstown Charter Township. Deduct meter pits are more difficult to track water usage. BR-01 will be abandoned and BR-08 will be installed as a direct meter pit to Brownstown Charter Township.

Scope of Work/Project Alternatives:

Abandoning the existing BR-01 deduct meter pit and constructing a new direct meter pit BR-08 for serving Brownstown Charter Township. The new direct meter pit (BR-08) will have a new magnetic flow meter, 12-inch gate valves, and 8-inch check valve. There will be installation of 6-inch, 8-inch, and 12-inch piping for the new meter pit. There will be a new water pressure reducing valve vault for Brownstown Charter Township by installing the necessary piping in the vault.

Other Important Info:

None at this time.

Current Expenses (All figures are in \$1,000's)

"Total Costs" include costs outside of the 10 year planning window

***Design & Construction costs are inclusive of salaries where salaries are not defined**

Activity Name	Total Costs	Actual Costs	Prior FYs	FY23
GLWA Salaries	\$46	\$0	\$0	\$46
Professional Services	\$9	\$8	\$8	\$2
Design & Construction Assistance (CS-201)	\$167	\$79	\$79	\$88
Construction (Build)	\$0	\$0	\$0	\$0

Project Title: Wholesale Water Meterpit Rehabilitation and Meter Upgrade - Phase II

Project Status: Active - Procurement - Construction
Class Lvl 1: Water
Class Lvl 2: Metering
Class Lvl 3: General Purpose
Lookup Location: --
 Project New to CIP:

- Innovation**
- WW Master Plan**
- Water Master Plan Right Sizing**
- Redundancy**
- NE WTP Repurposing**
- Linear Assets Outside of Facilities**
- Predecessor Project(s)**



Project Engineer/Manager: Chandan Sood

Director: Chandan Sood

Project Score

95.7

Problem Statement:

The Great Lakes Water Authority (GLWA) operates two hundred ninety (290) wholesale water metering facilities to collect flow data for correct billing and analysis of the water system and has embarked upon a water metering improvement program. The first project of this program was Contract No. GLWA-CON-285 that started in November 2018 to complete fifty (50) sites. The WHOLESALE WATER METER PIT REHABILITATION AND METER REPLACEMENT PHASE II, is the second contract of the program. This contract is...

Scope of Work/Project Alternatives:

Work includes the demolition and removal of the existing flow metering system and components and replacement with new and upgraded flow metering technology, equipment and instrumentations as well as complete rehab of the existing pits. Flow metering equipment and instrumentation includes new flow meters, check valves, gate valves, reducers, new supports for meter, valves, piping, electrical systems, SCADA systems and cabinets. The work will consist of two main Tasks: Task 1 - Meter upgrade and ...

Other Important Info:

New/advanced metering, accurate billing, impact to Member Partners charges, impact on GLWA's water balance program

Current Expenses (All figures are in \$1,000's)

"Total Costs" include costs outside of the 10 year planning window

***Design & Construction costs are inclusive of salaries where salaries are not defined**

Activity Name	Total Costs	Actual Costs	Prior FYs	FY23	FY24	FY25	FY26	FY27	FY28	5 Year Total
	\$0	\$0	\$0	\$0	\$0	\$0	\$0	\$0	\$0	\$0
Construction (Build)	\$16,000	\$0	\$0	\$0	\$3,205	\$3,196	\$3,196	\$3,196	\$3,205	\$16,000

Project Title: Roof Replacement at WWP, SP, LH, NE, SW, NSC, Orion, Franklin, and Conner Creek Facilities

Project Status: Future Planned - Ten-Year CIP
Class Lvl 1: Water
Class Lvl 2: Programs
Class Lvl 3: Programs
Lookup Location: All Water Facilities
 Project New to CIP:

- Innovation**
- WW Master Plan**
- Water Master Plan Right Sizing**
- Redundancy**
- NE WTP Repurposing**
- Linear Assets Outside of Facilities**
- Predecessor Project(s)**



Project Engineer/Manager: Nick Hoffman

Director: Peter Fromm

Project Score

0

Problem Statement:

This design build project will replace roofing systems on GLWA water plants, water booster pumping stations and sewage pumping stations that were determined to need replacement over the next 5 to 7 years based on the CS-1674 Roofing Assesment Contract. Replacement is needed to protect the facilities interigty with regards to interiors, sensitive electrical equipment and process mechanical equipment vital to operations.

Scope of Work/Project Alternatives:

Remove existing roofing systems and replace with new roofing systems

Other Important Info:

The total estimated replacement value (2016 dollars) of the 1,682,727 square feet of roofing at the water treatment plants, sewage pumping stations and water booster pumping stations at \$33,142,054.

Project History: A condition assessment was performed and completed under Contract No. CS -1674 in 2016 that included all roofs located at GLWA's 5 water treatment plants, 19 water booster pumping stations and 11 sewage pumping stations. There were 268 separate roof sections totaling 1,682,727 s...

Project Title: Roof Replacement at WWP, SP, LH, NE, SW, NSC, Orion, Franklin, and Conner Creek Facilities

Current Expenses (All figures are in \$1,000's)

“Total Costs” include costs outside of the 10 year planning window

***Design & Construction costs are inclusive of salaries where salaries are not defined**

Activity Name	Total Costs	Actual Costs	Prior FYs	FY23	FY24	FY25	FY26	FY27	FY28	5 Year Total	FY29-33
GLWA Salaries	\$407	\$0	\$0	\$0	\$0	\$0	\$0	\$0	\$0	\$0	\$291
Professional Services	\$0	\$0	\$0	\$0	\$0	\$0	\$0	\$0	\$0	\$0	\$0
Design/Engineering	\$1,692	\$0	\$0	\$0	\$0	\$0	\$0	\$0	\$0	\$0	\$1,692
Design-Build # 1 (1803483)	\$33	\$0	\$0	\$0	\$0	\$0	\$0	\$0	\$0	\$0	\$33
Design-Build # 2	\$13,816	\$0	\$0	\$0	\$0	\$0	\$0	\$0	\$0	\$0	\$10,084
Design-Build # 3	\$0	\$0	\$0	\$0	\$0	\$0	\$0	\$0	\$0	\$0	\$0

Project Title: Lake Huron and Southwest Roof Replacement

Project Status: Future Planned - Ten-Year CIP

Class Lvl 1: Water

Class Lvl 2: Treatment Plants and Facilities

Class Lvl 3: Lake Huron

Lookup Location: Wayne County outside of Detroit/ Saint Clair County

Project New to CIP:

- Innovation**
- WW Master Plan**
- Water Master Plan Right Sizing**
- Redundancy**
- NE WTP Repurposing**
- Linear Assets Outside of Facilities**
- Predecessor Project(s)**



Project Engineer/Manager: Nick Hoffman

Director: Peter Fromm

Project Score

61.3

Problem Statement:

This Design-Bid-Build project will replace identified roofing systems at GLWA Water Treatment Plants: Lake Huron and Southwest which were determined to need replacement over the next 6 to 8 years based on the CS-1674 Roofing Assessment Contract. Replacement is needed to protect the facilities integrity with regards to interiors, sensitive electrical equipment and process mechanical equipment vital to treatment and distribution operations.

Scope of Work/Project Alternatives:

Remove existing roofing system and replace with new built-up roofing systems as follows:
 Lake Huron Water Treatment Plant: Flocculator Building A & B, Chlorine Room, Low Lift Building, Chemical Building A & B,
 Southwest Water Treatment Plant: Lab and Office Building A & B, Administration Building A & B,

Other Important Info:

A condition assessment was performed and completed under Contract No. CS-1674 in 2016 that included all roofs located at GLWA's 5 water treatment plants, 19 water booster pumping stations and 11 sewage pumping stations. There were 268 separate roof sections totaling 1,682,727 square feet of roof inspected during this condition assessment project.

Current Expenses (All figures are in \$1,000's)

"Total Costs" include costs outside of the 10 year planning window

***Design & Construction costs are inclusive of salaries where salaries are not defined**

Activity Name	Total Costs	Actual Costs	Prior FYs	FY23	FY29-33
GLWA Salaries	\$99	\$0	\$0	\$0	\$99
Design/Engineering	\$400	\$0	\$0	\$0	\$400
Construction	\$2,211	\$0	\$0	\$0	\$2,211

06

WASTEWATER PROJECTS

WASTEWATER PROJECTS



85 PROJECTS

- 25 FUTURE PLANNED
- 51 ACTIVE
- 7 CLOSED
- 2 RECLASSIFIED



5 YEAR CIP

\$788.6 MILLION



10 YEAR OUTLOOK

\$1.56 BILLION



B MORE: APPENDIX B

FIND THE FULL BUSINESS CASE EVALUATIONS FOR WASTEWATER PROJECTS IN APPENDIX B.

Activity ID	Activity Name	Remaining Duration	Actual/Forecasted Start	Actual/Forecasted Finish	2022	FY2023	FY2024	FY2025	FY2026	FY2027	FY2028	FY2029	FY2030	FY2031
					F	F	F	F	F	F	F	F	F	F
Wastewater Projects					9864	17-Oct-16 A	01-Jul-49							
211002: WRRF PS No. 2 Pumping Improvements - Phase 1		417	17-Oct-16 A	20-Aug-23										
211005: WRRF PS No. 2 Improvements Phase II		6183	20-Feb-22 A	03-Jun-39										
211006: WRRF PS No. 1 Improvements		2721	30-Jun-21 A	10-Dec-29										
211007: WRRF PS #2 Bar Racks Replacements and Grit Collection System Improvements		2804	30-Jun-21 A	03-Mar-30										
211008: WRRF Rehabilitation of Ferric Chloride Feed System in PS-1 and Complex B Sludge Lines		458	05-Apr-21 A	30-Sep-23										
211009: WRRF Rehabilitation of the Circular Primary Clarifier Scum Removal System		3169	30-Jun-21 A	03-Mar-31										
211010: Rehabilitation of Sludge Processing Complexes A and B		2191	01-Jul-25	30-Jun-31										
211011: WRRF PS1 Screening and Grit Improvements		4748	21-Aug-20 A	29-Jun-35										
212008: WRRF Aeration Improvements 1 and 2		2864	12-Jan-22 A	02-May-30										
212009: WRRF Aeration Improvements 3 and 4		3713	01-May-30	29-Jun-40										
212010: WRRF Conversion of Disinfection of all Flow to Sodium Hypochlorite and Sodium Bisulfite		3618	05-Feb-27	31-Dec-36										
213006: WRRF Improvements to Sludge Feed Pumps at Dewatering Facilities		2004	21-Nov-22	16-May-28										
213007: WRRF Modification to Incinerator Sludge Feed Systems at Complex -II		366	02-Apr-18 A	30-Jun-23										
213008: WRRF Rehabilitation of the Ash Handling Systems		3532	30-Jun-21 A	29-Feb-32										
213009: WRRF Biosolids Processing Improvements		6902	11-Mar-23	31-Jan-42										
214001: WRRF Relocation of Industrial Waste Control Division and Analytical Laboratory Operations		671	25-Jun-18 A	30-Apr-24										
216004: Rehabilitation of Various Sampling Sites and PS#2 Ferric Chloride System at WRRF		366	18-Feb-19 A	30-Jun-23										
216006: Assessment and Rehabilitation of WRRF yard piping and underground utilities		1097	28-Dec-20 A	30-Jun-25										
216007: DTE Primary Electric 3rd Feed Supply to WRRF		1	29-Dec-21 A	30-Jun-22										
216008: Rehabilitation of Screened Final Effluent (SFE) Pump Station		1781	05-Apr-21 A	15-May-27										
216011: WRRF Structural Improvements		1812	09-Apr-21 A	15-Jun-27										
222001: Oakwood District Intercommunity Relief Sewer Modification at Oakwood District		4203	30-Jun-21 A	31-Dec-33										
222002: Detroit River Interceptor (DRI) Evaluation and Rehabilitation		3867	03-Jul-17 A	29-Jan-33										
222008: North Interceptor East Arm (NIEA) 7 Mile Road Diversion Structure		550	01-Jan-22 A	31-Dec-23										
232001: Fairview Pumping Station - Replace Four Sanitary Pumps		100	23-Aug-23	30-Nov-23										
232002: Freud & Conner Creek Pump Station Improvements		4780	30-Jun-21 A	31-Jul-35										
232004: CONDITION ASSESSMENT AT BLUE HILL PUMP STATION		154	30-Jun-21 A	30-Nov-22										
233003: Rouge River In-system Storage Devices		2729	31-Dec-32	20-Jun-40										
260200: Sewer and Interceptor Rehabilitation Program		3653	01-Jul-23	30-Jun-33										
260201: CON-149, Emergency Sewer Repair		793	14-Jul-17 A	30-Aug-24										
260204: Conveyance System Engineering Services-1802575		1261	30-Jun-21 A	11-Dec-25										
260205: NWI Rehabilitation		733	01-Jul-21 A	01-Jul-24										
260206: Conveyance System Repairs (Sewers)		2512	05-Mar-22 A	15-May-29										
260207: Rehabilitation of Woodward Sewer Systems		533	06-Oct-21 A	14-Dec-23										
260209: Sewer Rehabilitation and Repair		1461	01-Jul-22	30-Jun-26										
260210: Rehabilitation of GLWA Sewers; Ashland Relief, Linwood, Lonyo, Second Avenue, and Shiawassee		3286	01-Apr-22 A	28-Jun-31										
260500: CSO Outfall Rehabilitation		3652	01-Jul-25	30-Jun-35										
260508: B-39 Outfall Rehabilitation		665	25-Apr-22 A	24-Apr-24										
260510: Conveyance System Repairs (Outfalls)		2147	05-Dec-21 A	15-May-28										
260600: CSO FACILITIES IMPROVEMENT PROGRAM		9864	01-Jul-21 A	01-Jul-49										
260603: Conner Creek CSO RTB Automation Improvements		67	12-Jun-18 A	04-Sep-22										
260614: Structural Inspection & Structural Improvements		947	19-Aug-19 A	31-Jan-25										
260615: Puritan Fenkell & Leib Site Improvements		61	01-Oct-21 A	29-Aug-22										
260617: St. Aubin Chemical Disinfection Improvements		1793	15-Feb-23	12-Jan-28										
260618: Oakwood HVAC Project		581	11-Oct-19 A	31-Jan-24										
260619: Control System Upgrade - St Aubin, Lieb & Mile		786	15-Aug-22	08-Oct-24										
260620: Baby Creek Roof Replacement		93	21-Jun-21 A	30-Sep-22										
260621: Conner Creek Dike Improvements		92	21-Mar-21 A	29-Sep-22										
260622: CSO Emergency Generator Improvements		324	30-Jun-21 A	19-May-23										
260623: CSO Baby Creek Screen Rehabilitation		562	01-Jul-21 A	12-Jan-24										
260700: Sewer System Infrastructure Improvements and Pumping Stations		4019	01-Jul-20 A	30-Jun-33										
260701: Conveyance System Infrastructure Improvements		1603	12-May-21 A	18-Nov-26										
260702: Pump Station Assets Updates		4017	02-Jul-25	30-Jun-36										

■ Construction ■ Study
■ Design ■ Work In Progress

CIP 2024 - Integrated Master Schedule - WWTP Projects
June 2022 Update

Run Date: 12-Oct-22
Data Date: 30-Jun-22

Page 1 of 2



Activity ID	Activity Name	Remaining Duration	Actual/Forecasted Start	Actual/Forecasted Finish	2022	FY2023			FY2024			FY2025			FY2026			FY2027			FY2028			FY2029			FY2030			FY2031		
					F	F	F	F	F	F	F	F	F	F	F	F	F	F	F	F	F	F	F	F	F	F	F	F	F	F	F	F
260800: WRRF ROOF REPLACEMENT FOR MULTIPLE FACILITIES PROGRAM		4018	01-Jul-26	30-Jun-37																												
260802: 2022 WRRF Roof Improvements Project		1005	17-Jan-22 A	30-Mar-25																												
260900: WRRF Facility Optimization Program		5479	01-Jul-22	30-Jun-37																												
260901: Rehabilitation of HAZMAT Facility at WRRF		913	15-May-20 A	28-Dec-24																												
260902: WRRF 4th Floor Renovation		731	15-May-20 A	29-Jun-24																												
260903: WRRF Front Entrance Rehabilitation		879	15-May-20 A	24-Nov-24																												
260904: WRRF 3rd Floor Renovation		1579	15-May-20 A	25-Oct-26																												
260905: NOT IN CIP		1019	01-Jun-22 A	13-Apr-25																												
261000: WRRF Rehabilitation of the Secondary Clarifiers		3287	01-Jul-28	30-Jun-37																												
261001: WRRF Rehabilitation of the Secondary Clarifiers Phase 1		3717	28-Feb-22 A	01-Sep-32																												
270001: Pilot CSO Netting Facility		6325	01-Jun-21 A	23-Oct-39																												
270002: Meldrum Sewer Diversion and VR-15 Improvements		1794	03-Aug-25	01-Jul-30																												
270003: Long Term CSO Control Plan		1097	01-Aug-19 A	30-Jun-25																												
270004: Oakwood and Leib CSO Facilities Improvement Project		2480	30-Jun-21 A	13-Apr-29																												
270005: CSO Facility Safety Improvements and Building Rehabilitation		2204	01-Feb-22 A	11-Jul-28																												
270006: CSO Facilities Improvements II		2569	15-Dec-21 A	11-Jul-29																												
270007: Disinfection System Improvements at Baby Creek, Belle Isle, Conner Creek, and Puritan Fenkell CSO		3018	23-Jan-24	27-Apr-32																												
270008: Flushing System Improvements at Conner Creek and St. Aubin CSO Facilities		3017	25-Jan-24	28-Apr-32																												
270009: Site Improvements at St. Aubin, Belle Isle, and Baby Creek CSO Facilities		2532	19-Jan-26	24-Dec-32																												
270010: HVAC Improvements at Puritan Fenkell and Seven Mile CSO Facilities		2532	23-Jan-23	28-Dec-29																												
270011: HVAC Improvements at Conner Creek and Belle Isle CSO Facilities		1557	21-Jan-30	26-Apr-34																												
270012: Control System Upgrades at Conner Creek, Oakwood, and Puritan Fenkell CSO Facilities		2530	21-Jan-26	24-Dec-32																												
270013: Facility Improvements at Puritan Fenkell and Seven Mile CSO Facilities		2166	20-Jan-27	24-Dec-32																												
270014: Conversion to Complete Capture Basin at Puritan Fenkell and Seven Mile CSO Facilities		3746	22-Jan-25	25-Apr-35																												
273001: Hubbell Southfield CSO Facility Improvements		3308	01-Jan-22 A	20-Jul-31																												
273002: CSO Hubbell Southfield VR-8 Gate Improvements		2532	19-Jan-26	24-Dec-32																												
276002: Replacement of Make-up Air Unit No. 2 at Conner Creek CSO Facility		348	14-Mar-22 A	12-Jun-23																												
277001: Baby Creek Outfall Improvements Project		1713	01-Jul-21 A	08-Mar-27																												
277002: Baby Creek CSO Facility Influent Flushing System		1801	20-Jan-32	24-Dec-36																												
290000: Wastewater Inflation Allowance		2192	01-Jul-22	30-Jun-28																												
381000: Power Quality: Electric Metering Improvement Program		1	01-Dec-21 A	30-Jun-22																												
383300: Masonry Replacement and Rehabilitation Program		574	05-Dec-26	30-Jun-28																												
999999: 999999: Example CIP Project		2128	27-Apr-23	21-Feb-29																												
Wastewater Projects - Centralized Services		90	30-Jun-21 A	27-Sep-22																												
341002: Security Infrastructure Improvements for Wastewater Facilities		90	30-Jun-21 A	27-Sep-22																												

■ Construction
 ■ Study
 ■ Design
 ■ Work In Progress



Project Title: WRRF Rehabilitation of Primary Clarifiers Rectangular Tanks, Drain Lines, Electrical/Mechanical Building and Pipe Gallery

Project Status: Closed
Class Lvl 1: Wastewater
Class Lvl 2: WRRF
Class Lvl 3: Primary Treatment
Lookup Location: WRRF
 Project New to CIP:

- Innovation**
- WW Master Plan**
- Water Master Plan Right Sizing**
- Redundancy**
- NE WTP Repurposing**
- Linear Assets Outside of Facilities**
- Predecessor Project(s)**



Project Engineer/Manager: Nicolas Nicolas

Director: Philip Kora

Project Score

0

Problem Statement:

Rehabilitation of primary clarifier rectangular tanks, drain lines, electrical/mechanical building and pipe gallery to meet NPDES Permit and NEC requirements

Scope of Work/Project Alternatives:

The work to be completed under this project will include installing ventilation and atmospheric control for the pipe gallery, providing new lighting and installing a new fire alarm system. Rehabilitation of the twelve rectangular primary clarifiers. Rehabilitation of circular primary clarifiers 15 and 16 is also part of the scope of this project.

Other Important Info:

Challenges: N/A - Active
 Project not scored by review committee because it is complete.

Project Title: WRRF Rehabilitation of Primary Clarifiers Rectangular Tanks, Drain Lines, Electrical/Mechanical Building and Pipe Gallery

Current Expenses (All figures are in \$1,000's)

“Total Costs” include costs outside of the 10 year planning window

***Design & Construction costs are inclusive of salaries where salaries are not defined**

Activity Name	Total Costs	Actual Costs	Prior FYs	FY23	FY24	FY25	FY26	FY27	FY28	5 Year Total	FY29-33
GLWA Salaries	\$799	\$799	\$799	\$0	\$0	\$0	\$0	\$0	\$0	\$0	\$0
Professional Services	\$0	\$0	\$0	\$0	\$0	\$0	\$0	\$0	\$0	\$0	\$0
Design/Engineering (1802474)	\$202	\$202	\$202	\$0	\$0	\$0	\$0	\$0	\$0	\$0	\$0
Design/Engineering (CS-1432A)	\$51	\$51	\$51	\$0	\$0	\$0	\$0	\$0	\$0	\$0	\$0
Design/Engineering (CS-1484)	\$516	\$516	\$516	\$0	\$0	\$0	\$0	\$0	\$0	\$0	\$0
Design/Engineering (CS-291)	\$1	\$1	\$1	\$0	\$0	\$0	\$0	\$0	\$0	\$0	\$0
Construction (Build) # 1 (PC-757)	\$51,468	\$51,479	\$51,479	(\$11)	\$0	\$0	\$0	\$0	\$0	\$0	\$0
Miscellaneous	\$1,702	\$1,702	\$1,702	\$0	\$0	\$0	\$0	\$0	\$0	\$0	\$0

Project Title: WRRF PS No. 2 Pumping Improvements - Phase 1

Project Status: Project Execution - Construction

Class Lvl 1: Wastewater

Class Lvl 2: WRRF

Class Lvl 3: Primary Treatment

Lookup Location: WRRF

Project New to CIP:

- Innovation
- WW Master Plan
- Water Master Plan Right Sizing
- Redundancy
- NE WTP Repurposing
- Linear Assets Outside of Facilities
- Predecessor Project(s)



Project Engineer/Manager: Vinod Sharma

Director: Philip Kora

Project Score

0

Problem Statement:

Correct drifting issues of pumps and meet long term wet weather capacity needs

Scope of Work/Project Alternatives:

This project involves evaluating and recommending alternatives for providing more reliable pumping capacity at Pump Station No. 2 for Pumps Nos. 11 and 14.

Other Important Info:

Challenges: Unable to improve the drift issues experienced at pump station 2.

Current Expenses (All figures are in \$1,000's)

“Total Costs” include costs outside of the 10 year planning window

*Design & Construction costs are inclusive of salaries where salaries are not defined

Activity Name	Total Costs	Actual Costs	Prior FYs	FY23	FY24	FY25	FY26	FY27	FY28	5 Year Total	FY29-33
GLWA Salaries	\$313	\$289	\$289	\$25	\$3	\$0	\$0	\$0	\$0	\$3	\$0
Professional Services	\$0	\$0	\$0	\$0	\$0	\$0	\$0	\$0	\$0	\$0	\$0
Design & Construction Assistance # 1 (CS-255)	\$220	\$157	\$157	\$63	\$0	\$0	\$0	\$0	\$0	\$0	\$0
Design/Engineering (CS-1444)	\$64	\$64	\$64	\$0	\$0	\$0	\$0	\$0	\$0	\$0	\$0
Design/Engineering (MISC)	\$20	\$20	\$20	\$0	\$0	\$0	\$0	\$0	\$0	\$0	\$0
Design/Engineering (1900318)	\$140	\$65	\$65	\$75	\$0	\$0	\$0	\$0	\$0	\$0	\$0
Construction (Build) # 1 (PC-795)	\$2,971	\$2,044	\$2,044	\$794	\$134	\$0	\$0	\$0	\$0	\$134	\$0

Project Title: WRRF PS No. 2 Improvements Phase II

Project Status: Future Planned - Within 5 Year Plan
Class Lvl 1: Wastewater
Class Lvl 2: WRRF
Class Lvl 3: Primary Treatment
Lookup Location: WRRF
 Project New to CIP:

- Innovation**
- WW Master Plan**
- Water Master Plan Right Sizing**
- Redundancy**
- NE WTP Repurposing**
- Linear Assets Outside of Facilities**
- Predecessor Project(s)**



Main Raw Sewage Pumps at Pump Station 2

Project Engineer/Manager: Chris Wilson

Director: Chris Nastally

Project Score

77.4

Problem Statement:

This project will improve the pump reliability of PS-2 to meet NPDES permit flow capacity requirements.

Scope of Work/Project Alternatives:

The preliminary scope of this project is to provide basis of design (study) report for rehabilitation/rebuilding plan for existing pump station no. 2 and its control and any associated equipment. The study will evaluate the addition of VFDs to the three constant speed pumps and will not be limited to increasing the capacity of existing pumps to meet the long-term goal for wet weather capacity. Provide engineering design for rehabilitation/rebuilding of the pumps, replacement of HVAC System, ...

Other Important Info:

Challenges: Shutdown of the pumps to be rehabilitated will require co-ordination with operations and careful planning to meet NPDES permit requirements for the flow capacity during the construction phase.

Project History: Pump Station No. 2 was built in 1994. Seven out of eight pumps are running since 1994. These pumps never attained the design capacity due to an unidentified drifting problem. The eighth pump (Pump No. 10) was installed under PC-740 with a modified suction elbow that provid...

Project Title: WRRF PS No. 2 Improvements Phase II

Current Expenses (All figures are in \$1,000's)

“Total Costs” include costs outside of the 10 year planning window

*Design & Construction costs are inclusive of salaries where salaries are not defined

Activity Name	Total Costs	Actual Costs	Prior FYs	FY23	FY24	FY25	FY26	FY27	FY28	5 Year Total	FY29-33
GLWA Salaries	\$704	\$0	\$0	\$35	\$42	\$42	\$42	\$42	\$42	\$210	\$210
Professional Services	\$69	\$35	\$35	\$54	\$0	\$0	\$0	\$0	\$0	\$0	\$0
Design/Engineering	\$9,000	\$0	\$0	\$0	\$0	\$0	\$0	\$0	\$0	\$0	\$7,176
Design/Engineering (Phase #2)	\$428	\$0	\$0	\$77	\$110	\$146	\$94	\$0	\$0	\$350	\$0
Design/Engineering (Phase #3)	\$90	\$0	\$0	\$90	\$0	\$0	\$0	\$0	\$0	\$0	\$0
Construction (Build) #1	\$60,000	\$0	\$0	\$0	\$0	\$0	\$0	\$0	\$0	\$0	\$5,284
Pump Station #2 VFD Replacement	\$7,000	\$0	\$0	\$0	\$1,085	\$3,599	\$2,317	\$0	\$0	\$7,000	\$0
Pump Station #2 Mag Meter Replacement for Raw Sewage Pumps	\$1,000	\$0	\$0	\$197	\$401	\$400	\$1	\$0	\$0	\$803	\$0

Project Title: WRRF PS No. 1 Improvements

Project Status: Active - Pre-Procurement
- Construction

Class Lvl 1: Wastewater

Class Lvl 2: WRRF

Class Lvl 3: Primary Treatment

Lookup Location: WRRF

Project New to CIP:

- Innovation**
- WW Master Plan**
- Water Master Plan Right Sizing**
- Redundancy**
- NE WTP Repurposing**
- Linear Assets Outside of Facilities**
- Predecessor Project(s)**



Pump Station 1

Project Engineer/Manager: Jason Williams

Director: Chris Nastally

Project Score

78.6

Problem Statement:

Condition assessment and rehabilitation of all pumps at Pump Station No. 1 to increase efficiency and reliability. Rehabilitate the pump station to extend useful life.

Scope of Work/Project Alternatives:

The study/design work will identify all major parts including impellers and wear rings to be refurbished for each pump and all related appurtenances. The construction services will provide rehabilitation or replacement as determined in the study and design along with the sequencing of pump shutdown throughout the rehabilitation period. Investigation and evaluation of all the inlet and outlet gates, associated actuators, Motor Control Centers (MCCs), HVAC system, Control System and provide reco...

Other Important Info:

Challenges: Adequate pumping capacity during construction.

Project History: Raw wastewater (influent) from the collection system flows to this Influent Pumping Station through the Detroit River Interceptor (16'D), Oakwood Interceptor (12.5'D) and North Interceptor East Arm (NIEA). Pumping Station No. 1 (PS-1) was constructed in the 1930s and has eight constant speed pumps of various capacities (six were installed in the 1940s and two more were added in 1956) and has a Firm Capacity (largest...

Project Title: WRRF PS No. 1 Improvements

Current Expenses (All figures are in \$1,000's)

“Total Costs” include costs outside of the 10 year planning window

***Design & Construction costs are inclusive of salaries where salaries are not defined**

Activity Name	Total Costs	Actual Costs	Prior FYs	FY23	FY24	FY25	FY26	FY27	FY28	5 Year Total	FY29-33
GLWA Salaries	\$828	\$114	\$114	\$84	\$98	\$98	\$98	\$98	\$98	\$491	\$142
Professional Services	\$179	\$136	\$136	\$43	\$0	\$0	\$0	\$0	\$0	\$0	\$0
Design/Engineering (CS-102)	\$12,612	\$5,720	\$5,720	\$494	\$1,048	\$1,045	\$1,045	\$1,045	\$1,048	\$5,232	\$1,165
Design/Engineering (1900318)	\$47	\$50	\$50	\$0	\$0	\$0	\$0	\$0	\$0	\$0	\$0
Construction (Build) # 1	\$73,922	\$0	\$0	\$2,654	\$12,613	\$12,579	\$12,579	\$12,579	\$12,613	\$62,963	\$8,305
Construction (Build) # 2	\$1,101	\$0	\$0	\$546	\$555	\$0	\$0	\$0	\$0	\$555	\$0
Construction (Build) # 3	\$3,377	\$0	\$0	\$1,675	\$1,702	\$0	\$0	\$0	\$0	\$1,702	\$0

Project Title: WRRF PS #2 Bar Racks Replacements and Grit Collection System Improvements

Project Status: Project Execution - Design

Class Lvl 1: Wastewater

Class Lvl 2: WRRF

Class Lvl 3: Primary Treatment

Lookup Location: WRRF

Project New to CIP:

- Innovation**
- WW Master Plan**
- Water Master Plan Right Sizing**
- Redundancy**
- NE WTP Repurposing**
- Linear Assets Outside of Facilities**
- Predecessor Project(s)**



Pump Station 2, Grit channels

Project Engineer/Manager: Jason Williams

Director: Chris Nastally

Project Score

75.7

Problem Statement:

Replacement of all bar racks and associated equipment and addition of fine screens (1/4 inch) for more reliable and efficient screenings removal. Addition of screenings washing and compaction will reduce truck traffic and cost of disposal. Improvement of grit collection system with more efficient, grit collection and pumping system, and grit washing and classification will reduce truck traffic and cost of disposal. Improvements to the grit screenings and grit removal and handling systems will i...

Scope of Work/Project Alternatives:

The work consists of evaluation, design and construction of the replacement of the existing bar racks and ancillary equipment and gates, addition of new fine screens (1/4 inch) downstream of the bar racks, addition of screenings washing and compaction, inclusion of stacked tray grit removal or other technology within the aerated grit tank and grit washing and classification. Work also includes the upgrade and expansion of the existing building that houses the screens and the screenings and grit...

Other Important Info:

*Innovation note: Install new grit removal equipment rather than replacement in kind (cyclonic). Replacement of Bar Racks at Pump Station No. 2, Rehabilitation of Grit and Screening System at PS-2 and Rehabilitation of Sampling Sites at WWTP were combined into one project. The design of Rehabilitation of Sampling Sites is completed and was bid separately for construction. The previous design for Bar Rack System will not proceed for construction as designed. A new study, design and construction...

Project Title: WRRF PS #2 Bar Racks Replacements and Grit Collection System Improvements

Current Expenses (All figures are in \$1,000's)

“Total Costs” include costs outside of the 10 year planning window

***Design & Construction costs are inclusive of salaries where salaries are not defined**

Activity Name	Total Costs	Actual Costs	Prior FYs	FY23	FY24	FY25	FY26	FY27	FY28	5 Year Total	FY29-33
GLWA Salaries	\$848	\$56	\$56	\$89	\$106	\$105	\$105	\$105	\$106	\$528	\$176
Professional Services	\$95	\$95	\$95	\$0	\$0	\$0	\$0	\$0	\$0	\$0	\$0
Design/Engineering (1904337)	\$11,307	\$5,464	\$5,464	\$2,516	\$198	\$603	\$603	\$603	\$605	\$2,612	\$1,010
Construction (Build) # 1	\$82,000	\$0	\$0	\$0	\$4,489	\$13,654	\$13,654	\$13,654	\$13,692	\$59,143	\$22,857

Project Title: WRRF Rehabilitation of Ferric Chloride Feed System in PS-1 and Complex B Sludge Lines

Project Status: Project Execution - Construction

Class Lvl 1: Wastewater

Class Lvl 2: WRRF

Class Lvl 3: Primary Treatment

Lookup Location: WRRF

Project New to CIP:

- Innovation**
- WW Master Plan**
- Water Master Plan Right Sizing**
- Redundancy**
- NE WTP Repurposing**
- Linear Assets Outside of Facilities**
- Predecessor Project(s)**



Ferric Chloride Storage and Containment Area

Project Engineer/Manager: Chris Breinling

Director: Chris Nastally

Project Score

78.3

Problem Statement:

The Ferric Chloride Systems at PS-1 is used to reduce phosphorus to the required permit levels. The system, which includes chemical storage tanks, secondary containment, valves, and piping is in need of rehabilitation. The Complex B sludge lines are clogged due to Struvite and need rehabilitation or replacement.

Scope of Work/Project Alternatives:

The scope of work will include study design and construction for the ferric chloride feed system at PS-1. Specifically it will include: a study to evaluate alternative locations for application of ferric chloride, a pilot study to test alternative application points, and inspection of the existing chemical feed systems. It will provide recommendations for system modifications and improvements, design of recommended system improvements, and construction of chemical feed system improvements. Eva...

Other Important Info:

*Innovation note: Align sizing & design with U of M phosphorus & enhanced carbon capture studies, as well as improved mixing of the ferric with primary influent.

Challenges: Maintaining capacity of the existing feed system during construction and determining the simplest system that will meet current and future phosphorous limits for both primary and secondary effluent.

Project History: There are phosphorous effluent permit limits for both primary effluent (during wet weather) and for se...

Project Title: WRRF Rehabilitation of Ferric Chloride Feed System in PS-1 and Complex B Sludge Lines

Current Expenses (All figures are in \$1,000's)

“Total Costs” include costs outside of the 10 year planning window

***Design & Construction costs are inclusive of salaries where salaries are not defined**

Activity Name	Total Costs	Actual Costs	Prior FYs	FY23	FY24	FY25	FY26	FY27	FY28	5 Year Total	FY29-33
GLWA Salaries	\$283	\$258	\$258	\$37	\$6	\$0	\$0	\$0	\$0	\$6	\$0
Professional Services	\$173	\$165	\$165	\$5	\$2	\$0	\$0	\$0	\$0	\$2	\$0
Design/Engineering (CS-166)	\$61	\$34	\$34	\$28	\$0	\$0	\$0	\$0	\$0	\$0	\$0
Design/Engineering (1802543)	\$2,322	\$1,857	\$1,857	\$354	\$111	\$0	\$0	\$0	\$0	\$111	\$0
Design/Engineering (2002190)	\$0	\$0	\$0	\$0	\$0	\$0	\$0	\$0	\$0	\$0	\$0
Design/Engineering (MISC)	\$3	\$3	\$3	\$0	\$0	\$0	\$0	\$0	\$0	\$0	\$0
Construction (Build) # 1 (2002190)	\$9,839	\$4,151	\$4,151	\$5,310	\$1,340	\$0	\$0	\$0	\$0	\$1,340	\$0

Project Title: WRRF Rehabilitation of the Circular Primary Clarifier Scum Removal System

Project Status: Project Execution - Design
Class Lvl 1: Wastewater
Class Lvl 2: WRRF
Class Lvl 3: Primary Treatment
Lookup Location: WRRF
 Project New to CIP:

- Innovation**
- WW Master Plan**
- Water Master Plan Right Sizing**
- Redundancy**
- NE WTP Repurposing**
- Linear Assets Outside of Facilities**
- Predecessor Project(s)**



Primary Circular Scum House, Inside

Project Engineer/Manager: Jason Williams

Director: Chris Nastally

Project Score

76.6

Problem Statement:

The circular clarifiers scum removal system is over 10 years old and needs to be rehabilitated. This will help protect the secondary treatment process by preventing scum from entering the aeration tanks.

Scope of Work/Project Alternatives:

This project will provide for the study, design, and construction of new scum equipment in the Scum Buildings for the circular primary clarifiers (PCs). The study will consist of an evaluation of the existing process and simplified alternative systems for scum removal including the scum removal from the buildings. Future alternatives for scum disposal, such as addition to an anaerobic digestion process, will be considered. All alternatives will be evaluated for energy efficiency (reduction o...

Other Important Info:

*Innovation note: Evaluate alternatives for energy efficiency.

Project History: There are 12 rectangular PCs and 6 circular PCs at the WRRF. PCs remove TSS, BOD, and phosphorous through a chemically enhanced settling process in addition to fats, oils, and grease (FOG or scum) by skimming the surface of the clarifiers and transporting the scum to a SB where it can be concentrated. The SBs for the rectangular clarifiers were recently rehabilitated. The SBs for the circular clarifiers utilize ...

Project Title: WRRF Rehabilitation of the Circular Primary Clarifier Scum Removal System

Current Expenses (All figures are in \$1,000's)

“Total Costs” include costs outside of the 10 year planning window

***Design & Construction costs are inclusive of salaries where salaries are not defined**

Activity Name	Total Costs	Actual Costs	Prior FYs	FY23	FY24	FY25	FY26	FY27	FY28	5 Year Total	FY29-33
GLWA Salaries	\$351	\$13	\$13	\$35	\$40	\$40	\$40	\$40	\$40	\$199	\$106
Professional Services	\$138	\$44	\$44	\$104	\$0	\$0	\$0	\$0	\$0	\$0	\$0
Design/Engineering	\$2,040	\$252	\$252	\$168	\$0	\$0	\$0	\$1,137	\$265	\$1,402	\$314
Construction (Build) # 1	\$20,200	\$0	\$0	\$0	\$0	\$0	\$0	\$0	\$185	\$185	\$20,015

Project Title: Rehabilitation of Sludge Processing Complexes A and B

Project Status: Future Planned - Within 5 Year Plan

Class Lvl 1: Wastewater

Class Lvl 2: WRRF

Class Lvl 3: Primary Treatment

Lookup Location: WRRF

Project New to CIP:

- Innovation**
- WW Master Plan**
- Water Master Plan Right Sizing**
- Redundancy**
- NE WTP Repurposing**
- Linear Assets Outside of Facilities**
- Predecessor Project(s)**



Complex B, Basement

Project Engineer/Manager: Chris Wilson

Director: Chris Nastally

Project Score

89.7

Problem Statement:

Both Complex A and Complex B have reached the end of their design life. The majority of the equipment for the two processes are located below grade in areas prone to flooding. Tanks are located above grade and have little or no access around the perimeter. This limits and reduces cleaning effectiveness. Both the valves and the pumps used to transfer sludge to the Biosolids Drying Facility (BDF) are past their design life. Equipment breakage affects the plant ability to process sludge.

Scope of Work/Project Alternatives:

The work consists of evaluation, design and rehabilitation of both Complex A and Complex B with scope to include tank repair to improve tank access and extend life, building and process repair to including structural, mechanical, process, electrical, and instrumentation replacement. Scope should focus on relocating the sludge pumps from below grade to above grade which could include new above grade structures and cross connecting pumps to allow for additional flexibility in feeding the BDF pro...

Other Important Info:

Maintaining the MDEQ-NPDES required capacity during the construction phase of the project.

Current Expenses (All figures are in \$1,000's)

"Total Costs" include costs outside of the 10 year planning window

***Design & Construction costs are inclusive of salaries where salaries are not defined**

Activity Name	Total Costs	Actual Costs	Prior FYs	FY23	FY24	FY25	FY26	FY27	FY28	5 Year Total	FY29-33
GLWA Salaries	\$460	\$0	\$0	\$0	\$0	\$0	\$77	\$77	\$77	\$230	\$230
Professional Services	\$94	\$94	\$94	\$0	\$0	\$0	\$0	\$0	\$0	\$0	\$0
Design/Engineering	\$4,050	\$0	\$0	\$0	\$0	\$0	\$1,608	\$692	\$350	\$2,650	\$1,400
Construction (Build) #1	\$17,500	\$0	\$0	\$0	\$0	\$0	\$0	\$0	\$3,503	\$3,503	\$13,997

Project Title: WRRF PS1 Screening and Grit Improvements

Project Status: Future Planned - Ten-Year CIP

Class Lvl 1: Wastewater

Class Lvl 2: WRRF

Class Lvl 3: Primary Treatment

Lookup Location: WRRF

Project New to CIP:

- Innovation**
- WW Master Plan**
- Water Master Plan Right Sizing**
- Redundancy**
- NE WTP Repurposing**
- Linear Assets Outside of Facilities**
- Predecessor Project(s)**



Project Engineer/Manager: Chris Wilson

Director: Chris Nastally

Project Score

77.5

Problem Statement:

Addition of fine screens (1/4 inch) for more reliable and efficient screenings removal is needed. Addition of screenings washing and compaction to reduce truck traffic and cost of disposal. Improvement of grit collection system with more efficient, state-of-the-art, grit collection and pumping system, grit washing and classification to reduce truck traffic and cost of disposal. Improvements to the grit screenings and grit removal and handling systems will improve the performance of all downstre...

Scope of Work/Project Alternatives:

The work consists of evaluation, design and construction of the addition of new fine screens (1/4 inch) downstream of the bar racks, addition of screenings washing and compaction, inclusion of stacked tray grit removal within the aerated grit tank and grit washing and/or classification. Work also includes the upgrade and expansion of the existing building that houses the screens and the screenings and grit handling and load out, including all lighting, HVAC, plumbing, electrical, and architectu...

Other Important Info:

Maintaining the MDEQ-NPDES required capacity during the construction phase of the project. Coordination with the CIP Number 211006

Project Title: WRRF PS1 Screening and Grit Improvements

Current Expenses (All figures are in \$1,000's)

“Total Costs” include costs outside of the 10 year planning window

***Design & Construction costs are inclusive of salaries where salaries are not defined**

Activity Name	Total Costs	Actual Costs	Prior FYs	FY23	FY24	FY25	FY26	FY27	FY28	5 Year Total	FY29-33
GLWA Salaries	\$882	\$0	\$0	\$41	\$49	\$49	\$49	\$49	\$81	\$278	\$403
Professional Services	\$0	\$0	\$0	\$0	\$0	\$0	\$0	\$0	\$0	\$0	\$0
Design & Construction Assistance # 1	\$15,000	\$0	\$0	\$0	\$0	\$0	\$0	\$0	\$1,428	\$1,428	\$9,003
Design & Construction Assistance # 2	\$210	\$0	\$0	\$210	\$0	\$0	\$0	\$0	\$0	\$0	\$0
Construction (Build) # 1	\$78,000	\$0	\$0	\$0	\$0	\$0	\$0	\$0	\$0	\$0	\$40,664
Construction (Build) # 2	\$4,000	\$0	\$0	\$278	\$1,588	\$1,584	\$551	\$0	\$0	\$3,722	\$0

Project Title: WRRF Aeration Improvements 1 and 2

Project Status: Active - Procurement - Design

Class Lvl 1: Wastewater

Class Lvl 2: WRRF

Class Lvl 3: Secondary Treatment and Disinfection

Lookup Location: WRRF

Project New to CIP:

- Innovation**
- WW Master Plan**
- Water Master Plan Right Sizing**
- Redundancy**
- NE WTP Repurposing**
- Linear Assets Outside of Facilities**
- Predecessor Project(s)**



Aeration Basin 1 and ILP's 1 and 2

Project Engineer/Manager: Charles Reinhart

Director: Chris Nastally

Project Score

76.3

Problem Statement:

The Intermediate Lift Pumps (ILPs) convey primary effluent to the secondary bioreactors (aeration decks). These pumps have reached the end of their useful life and are in need of replacement. The pump selection is integrally connected to improvements in the aeration decks related to the conversion to biological phosphorus removal, implementation of step feed and overall improved hydraulic control in the aeration decks and flow control through the secondary system. Implementation of biological p...

Scope of Work/Project Alternatives:

The work consists of evaluation, design and construction of the replacement of ILPs 1 & 2, conversion of aeration decks 1 & 2 to incorporate biological phosphorus removal, (including replacement of mixers in Bays 1, 2 and 3), relocation of the oxygen feed, and installing a new purge blower. Incorporation of step feed includes modification of the influent conditions to allow primary effluent to be directed to Bay 1, as well as two other locations down the length of the tank. Weir length will be ...

Other Important Info:

Opportunity for a common header system to allow for any ILP to supply any bioreactor. If feasible provide ILPs that can meet the regulatory and dry weather needs without the need for speed control.

Challenges: Maintaining the required wet weather secondary capacity of 930 MGD while operating efficiently during dry weather flows.

Project History: ILP Station No. 1 houses ILP Nos. 1 and 2. The pumps are vertical turbine type each with a maximum capacity of 365 MGD and a motor size of 2,5...

Project Title: WRRF Aeration Improvements 1 and 2

Current Expenses (All figures are in \$1,000's)

“Total Costs” include costs outside of the 10 year planning window

***Design & Construction costs are inclusive of salaries where salaries are not defined**

Activity Name	Total Costs	Actual Costs	Prior FYs	FY23	FY24	FY25	FY26	FY27	FY28	5 Year Total	FY29-33
GLWA Salaries	\$1,337	\$27	\$27	\$33	\$187	\$187	\$187	\$187	\$187	\$934	\$343
Professional Services	\$60	\$99	\$982	\$472	\$0	\$0	\$0	\$0	\$0	\$0	\$0
Design/Engineering	\$1,530	\$0	\$0	\$38	\$219	\$218	\$218	\$218	\$219	\$1,091	\$401
Construction (Build) # 1	\$73,301	\$0	\$0	\$1,831	\$10,472	\$10,443	\$10,443	\$10,443	\$10,472	\$52,272	\$19,198

Project Title: WRRF Aeration Improvements 3 and 4

Project Status: Future Planned - Ten-Year CIP
Class Lvl 1: Wastewater
Class Lvl 2: WRRF
Class Lvl 3: Secondary Treatment and Disinfection
Lookup Location: WRRF
 Project New to CIP:

- Innovation**
- WW Master Plan**
- Water Master Plan Right Sizing**
- Redundancy**
- NE WTP Repurposing**
- Linear Assets Outside of Facilities**
- Predecessor Project(s)**



Aeration Basin 4, and ILP's 3, 4, and 7

Project Engineer/Manager: Chris Wilson

Director: Chris Nastally

Project Score

76.3

Problem Statement:

The Intermediate Lift Pumps (ILPs) convey primary effluent to the secondary bioreactors (aeration decks). These pumps have reached the end of their useful life and are in need of replacement. The pump selection is integrally connected to improvements in the aeration decks related to the conversion to biological phosphorus removal, implementation of step feed and overall improved hydraulic control in the aeration decks and flow control through the secondary system. Implementation of biological p...

Scope of Work/Project Alternatives:

The work consists of evaluation, design and construction of the replacement of ILPs 3, 4 & 7, conversion of aeration decks 3 & 4 to incorporate biological phosphorus removal, including replacement of mixers in Bays 1 and 2, relocation of the oxygen feed, and installing a new purge blower. Incorporation of step feed includes modification of the influent conditions to allow primary effluent to be directed to Bay 1, as well as two other locations down the length of the tank. An assessment of recon...

Other Important Info:

Maintaining the MDEQ-NPDES required capacity during the construction phase of the project.

Current Expenses (All figures are in \$1,000's)

"Total Costs" include costs outside of the 10 year planning window

***Design & Construction costs are inclusive of salaries where salaries are not defined**

Activity Name	Total Costs	Actual Costs	Prior FYs	FY23	FY25	FY26	FY27	FY28	5 Year Total	FY29-33
GLWA Salaries	\$625	\$0	\$0	\$0	\$0	\$0	\$0	\$0	\$0	\$89
Professional Services	\$0	\$0	\$0	\$0	\$0	\$0	\$0	\$0	\$0	\$0
Design & Construction Assistance # 1	\$10,920	\$0	\$0	\$0	\$0	\$0	\$0	\$0	\$0	\$5,233
Construction (Build) # 1	\$57,983	\$0	\$0	\$0	\$0	\$0	\$0	\$0	\$0	\$0

Project Title: WRRF Conversion of Disinfection of all Flow to Sodium Hypochlorite and Sodium Bisulfite

Project Status: Future Planned - Ten-Year CIP

Class Lvl 1: Wastewater

Class Lvl 2: WRRF

Class Lvl 3: Secondary Treatment and Disinfection

Lookup Location: WRRF

Project New to CIP:

- Innovation**
- WW Master Plan**
- Water Master Plan Right Sizing**
- Redundancy**
- NE WTP Repurposing**
- Linear Assets Outside of Facilities**
- Predecessor Project(s)**



Chlorination Building, Inside

Project Engineer/Manager: TBD

Director: Chris Nastally

Project Score

89.7

Problem Statement:

With the completion of the RRO Disinfection Project (CIP 212006), storage and feed of sodium hypochlorite to the primary effluent bypass with sodium bisulfite for dechlorination has been enabled. Elimination of the use of gaseous chlorine for disinfection of the secondary effluent and replacement with sodium hypochlorite will increase operator and public safety in and around the plant site.

Scope of Work/Project Alternatives:

The work consists of evaluation of sodium hypochlorite and sodium bisulfite usage over the first three years of operation of the new system to assess actual dosage required to achieve permit compliance and storage available within the existing system. The assessment will include preliminary design of modifications required to enable sodium hypochlorite feed to the secondary treatment effluent and an assessment of the storage requirements at varying sodium hypochlorite concentrations. The assess...

Other Important Info:

None

Current Expenses (All figures are in \$1,000's)

"Total Costs" include costs outside of the 10 year planning window

***Design & Construction costs are inclusive of salaries where salaries are not defined**

Activity Name	Total Costs	Actual Costs	Prior FYs	FY23	FY25	FY26	FY27	FY28	5 Year Total	FY29-33
GLWA Salaries	\$325	\$0	\$0	\$0	\$0	\$0	\$0	\$0	\$0	\$191
Professional Services	\$0	\$0	\$0	\$0	\$0	\$0	\$0	\$0	\$0	\$0
Design & Construction Assistance # 1	\$1,398	\$0	\$0	\$0	\$0	\$0	\$0	\$0	\$0	\$1,097
Construction (Build) # 1	\$4,509	\$0	\$0	\$0	\$0	\$0	\$0	\$0	\$0	\$1,500

Project Title: WRRF Improvements to Sludge Feed Pumps at Dewatering Facilities

Project Status: Active - Procurement - Design
Class Lvl 1: Wastewater
Class Lvl 2: WRRF
Class Lvl 3: Residuals Management
Lookup Location: WRRF
 Project New to CIP:

- Innovation**
- WW Master Plan**
- Water Master Plan Right Sizing**
- Redundancy**
- NE WTP Repurposing**
- Linear Assets Outside of Facilities**
- Predecessor Project(s)**



Sludge Feed pump in Complex A

Project Engineer/Manager: Jared Buzo

Director: Chris Nastally

Project Score

76.6

Problem Statement:

Improvements to the sludge feed pumping (SFP) system will provide a wide range of operating options. Variable Frequency drive and Hydraulic drive units for SFP 1 and 2 are located below grade and the area has flooded. A single recycle valve for SFP 3 and 4 puts the plant at a higher risk for system outages.

Scope of Work/Project Alternatives:

The scope of work includes study, design, and construction for the replacement of sludge feed pumps SFP 1, 2, 3, 4, 5 and 6 and other modifications to the pumping system at the WRRF.

Other Important Info:

Challenges: Maintaining Plant Operational Capacity during construction.

Project History: Water Resource Recovery Facility (WRRF) has six (6) Sludge Storage Tanks (SST-1, 2, 3, 4, 5 &6), which feed sludge to the dewatering facilities (i.e. belt filter presses complexes and complex II centrifuges.) Typically, sludge from Storage Tanks 1 & 2 supplies the centrifuges on dewatering complex II upper level; sludge from Storage Tanks 3 & 4 supplies the centrifuges on the lower level of Dewatering...

Current Expenses (All figures are in \$1,000's)

"Total Costs" include costs outside of the 10 year planning window

***Design & Construction costs are inclusive of salaries where salaries are not defined**

Activity Name	Total Costs	Actual Costs	Prior FYs	FY23	FY24	FY25	FY26	FY27	FY28	5 Year Total	FY29-33
GLWA Salaries	\$259	\$7	\$7	\$7	\$50	\$50	\$50	\$50	\$44	\$244	\$0
Professional Services	\$338	\$291	\$291	\$49	\$0	\$0	\$0	\$0	\$0	\$0	\$0
Design/Engineering	\$2,060	\$0	\$0	\$137	\$1,000	\$363	\$156	\$215	\$189	\$1,923	\$0
Construction (Build) #1	\$5,000	\$0	\$0	\$0	\$0	\$0	\$1,397	\$1,917	\$1,686	\$5,000	281 \$0

Project Title: WRRF Modification to Incinerator Sludge Feed Systems at Complex -II

Project Status: Project Execution - Construction
Class Lvl 1: Wastewater
Class Lvl 2: WRRF
Class Lvl 3: Residuals Management
Lookup Location: WRRF
 Project New to CIP:

- Innovation**
- WW Master Plan**
- Water Master Plan Right Sizing**
- Redundancy**
- NE WTP Repurposing**
- Linear Assets Outside of Facilities**
- Predecessor Project(s)**



Project Engineer/Manager: Chris Breinling

Director: Philip Kora

Project Score

96.2

Problem Statement:

GLWA have an ongoing study and design of sludge cake conveyance system improvements project as a result of a fire in March 2016 in the Complex -II Incinerators building. The construction of this project will provide a cleaner, fire resistant, reliable and safe sludge feed to the incinerators.

Scope of Work/Project Alternatives:

The restoration of sludge conveying capacity, which was lost due to the fire damage and to provide improved sludge conveyance from each dewatering facility to the incinerators. Replacement of 19 MCCs and Replacement of the Unit Substation EB-26 in Incineration Complex II is included.

Other Important Info:

Challenges: Maintaining the sludge conveyance capacity to meet permit requirements during the construction of these improvements, will be the most significant challenge.

Project History: The C-II Incineration complex is over 40 years old. Major rehabilitation had been deferred over the years in anticipation of an alternative Biosolids disposal solution to handle all the solids. Complex-II has many major pieces of equipment that are nearing the end of their useful life and require replacemen...

Project Title: WRRF Modification to Incinerator Sludge Feed Systems at Complex -II

Current Expenses (All figures are in \$1,000's)

“Total Costs” include costs outside of the 10 year planning window

***Design & Construction costs are inclusive of salaries where salaries are not defined**

Activity Name	Total Costs	Actual Costs	Prior FYs	FY23	FY24	FY25	FY26	FY27	FY28	5 Year Total	FY29-33
GLWA Salaries	\$767	\$753	\$753	\$36	\$0	\$0	\$0	\$0	\$0	\$0	\$0
Professional Services	\$0	\$0	\$0	\$0	\$0	\$0	\$0	\$0	\$0	\$0	\$0
Design/Engineering (CS-060)	\$2,086	\$589	\$589	\$1,497	\$0	\$0	\$0	\$0	\$0	\$0	\$0
Design/Engineering (CS-291)	\$58	\$58	\$58	\$0	\$0	\$0	\$0	\$0	\$0	\$0	\$0
Design/Engineering (CS-1432A)	\$29	\$29	\$29	\$0	\$0	\$0	\$0	\$0	\$0	\$0	\$0
Design/Engineering (MISC)	\$130	\$130	\$130	\$0	\$0	\$0	\$0	\$0	\$0	\$0	\$0
Construction (Build) # 1 (CON-197)	\$19,537	\$18,893	\$18,893	\$743	\$0	\$0	\$0	\$0	\$0	\$0	\$0
Miscellaneous	\$1,458	\$1,458	\$1,458	\$0	\$0	\$0	\$0	\$0	\$0	\$0	\$0

Project Title: WRRF Biosolids Processing Improvements

Project Status: Future Planned - Within 5 Year Plan
Class Lvl 1: Wastewater
Class Lvl 2: WRRF
Class Lvl 3: Residuals Management
Lookup Location: WRRF
 Project New to CIP:

- Innovation
- WW Master Plan**
- Water Master Plan Right Sizing
- Redundancy
- NE WTP Repurposing
- Linear Assets Outside of Facilities
- Predecessor Project(s)



Project Engineer/Manager: Chris Wilson

Project Score

Director: Chris Nastally

79.6

Problem Statement:

The Central Operating Facility (COF) includes three trains of live bottom sludge storage bins, lime silos, sludge/lime mixers and numerous belt and screw conveyors for truck loading. Lime can be added for odor reduction and the sludge landfilled or stabilized and land applied.

The Complex I incinerators were constructed in 1940 and include six, 11 hearth units with capacity of 10 wet tons/hr. These were decommissioned in early 2017.

Complex II Incineration was constructed in the 1970s and...

Scope of Work/Project Alternatives:

The project will construct one/or a mix of the following alternatives:

1. Mesophilic Anaerobic Digestion (MAD) of Thickened Primary Sludge (TPS) and Thickened Fermented Sludge (TFS) with centrifuge dewatering and drying at a rehabilitated Biosolids Drying Facility (BDF).
2. Sludge screening, pre-dewatering, and Thermal Hydrolysis Process (THP) of FS and MAD of hydrolyzed sludge and TPS. Centrifuge dewatering and drying of the digested sludge at a rehabilitated BDF.
3. Identical to Alt 2, but...

Other Important Info:

Sludge cake is discharged into the incinerators from the incinerator feed system, which consists of a live bottom hopper, transfer screw conveyors, a weighing belt conveyor, and a feed screw conveyor. From the incinerator feed system, the sludge enters the top of the incinerator and proceeds downward from one hearth to another as the sludge goes through the various stages of the combustion process, including drying, volatilization, burning of fixed carbon, ash cooling, and final discharge as as...

Current Expenses (All figures are in \$1,000's)

"Total Costs" include costs outside of the 10 year planning window

***Design & Construction costs are inclusive of salaries where salaries are not defined**

Activity Name	Total Costs	Actual Costs	Prior FYs	FY23	FY26	FY27	FY28	5 Year Total	FY29-33
GLWA Salaries	\$1,703	\$0	\$0	\$0	\$94	\$103	\$103	\$301	\$516
Design/Engineering	\$27,720	\$0	\$0	\$0	\$548	\$1,332	\$1,336	\$3,216	\$7,754
Construction	\$170,000	\$0	\$0	\$0	\$0	\$0	\$0	\$0	\$37,242

Project Title: WRRF Relocation of Industrial Waste Control Division and Analytical Laboratory Operations

Project Status: Closed
Class Lvl 1: Wastewater
Class Lvl 2: WRRF
Class Lvl 3: Industrial Waste Control
Lookup Location: System Wide
 Project New to CIP:

- Innovation**
- WW Master Plan**
- Water Master Plan Right Sizing**
- Redundancy**
- NE WTP Repurposing**
- Linear Assets Outside of Facilities**
- Predecessor Project(s)**



Project Engineer/Manager: Nicolas Nicolas

Director: Philip Kora

Project Score

0

Problem Statement:

Laboratory Optimization, Continued operation of Industrial Waste Control (IWC) and laboratory, lease termination for analytical laboratory, and utilization of available space in WRRF new Administration Building (NAB)

Scope of Work/Project Alternatives:

Relocate the Industrial Waste Control (IWC) Division and Analytical Laboratory to the New Administration Building (NAB) at WRRF. Consolidate the existing Operations Laboratory with Analytical Laboratory.

Other Important Info:

Challenges: Maintaining the laboratory operations during relocation.

Project History: GLWA implements an Industrial Pretreatment Program (IPP). A key component of the IPP includes the performance of analytical testing on wastewater samples collected from industrial and commercial sources. The Industrial Waste Control Division (IWC) is responsible for implementation of the IPP. IWC activities are housed at the Livernois Center Building (LCB) while the Analytical Laboratory leases space on...

Project Title: WRRF Relocation of Industrial Waste Control Division and Analytical Laboratory Operations

Current Expenses (All figures are in \$1,000's)

“Total Costs” include costs outside of the 10 year planning window

***Design & Construction costs are inclusive of salaries where salaries are not defined**

Activity Name	Total Costs	Actual Costs	Prior FYs	FY23	FY24	FY25	FY26	FY27	FY28	5 Year Total	FY29-33
GLWA Salaries	\$222	\$222	\$222	\$0	\$0	\$0	\$0	\$0	\$0	\$0	\$0
Professional Services	\$0	\$0	\$0	\$0	\$0	\$0	\$0	\$0	\$0	\$0	\$0
Design & Construction Assistance # 1 (CS-262, CS-1481, 1901083)	\$986	\$993	\$993	(\$7)	\$0	\$0	\$0	\$0	\$0	\$0	\$0
Construction (Build) # 2 (1803776, CON-280)	\$13,325	\$13,085	\$13,085	\$240	\$0	\$0	\$0	\$0	\$0	\$0	\$0

Project Title: Rehabilitation of Various Sampling Sites and PS#2 Ferric Chloride System at WRRF

Project Status: Project Execution - Construction

Class Lvl 1: Wastewater

Class Lvl 2: WRRF

Class Lvl 3: General Purpose

Lookup Location: WRRF

Project New to CIP:

- Innovation**
- WW Master Plan**
- Water Master Plan Right Sizing**
- Redundancy**
- NE WTP Repurposing**
- Linear Assets Outside of Facilities**
- Predecessor Project(s)**



Project Engineer/Manager: Ihsan Wahab

Director: Philip Kora

Project Score

94.7

Problem Statement:

Rehabilitation of the sampling facilities will improve system reliability and allow for consistent and accurate sampling. This will help to facilitate accurate reporting to MDEQ. The rehabilitation of Ferric Chloride system will improve the phosphorous removal to comply with the Permit.

Scope of Work/Project Alternatives:

The scope of work includes:
Replacement of existing sampling equipment, installing new samplers, pumps, piping, housing and support equipment such as I&C, HVAC, etc. at the various sampling sites.
It also includes:
Replacement of two existing steel Ferric Chloride tanks at PS#2 with four (4) smaller tanks.
Providing new piping layout, gravity feed, and self-cleaning strainer.
Rehabilitating the Ferric Chloride Unloading station, associ...

Other Important Info:

*Innovation note: Rehab may include alternative online/real-time sampling & analysis, as well as improved mixing of the ferric with primary influent.
The design for Grit & Screening System and Sampling Station were complete under an As Needed Engineering Services Contract. The construction for Rehabilitation of Sampling Sites will be bid out separately. The Bar Rack System will not proceed for construction as designed.

Challenges: Maintaining the MDEQ-NPDES required capacity during the con...

Project Title: Rehabilitation of Various Sampling Sites and PS#2 Ferric Chloride System at WRRF

Current Expenses (All figures are in \$1,000's)

“Total Costs” include costs outside of the 10 year planning window

***Design & Construction costs are inclusive of salaries where salaries are not defined**

Activity Name	Total Costs	Actual Costs	Prior FYs	FY23	FY24	FY25	FY26	FY27	FY28	5 Year Total	FY29-33
GLWA Salaries	\$317	\$347	\$347	(\$11)	\$0	\$0	\$0	\$0	\$0	\$0	\$0
Professional Services	\$0	\$0	\$0	\$0	\$0	\$0	\$0	\$0	\$0	\$0	\$0
Design/Engineering (CS-292)	\$136	\$118	\$118	\$18	\$0	\$0	\$0	\$0	\$0	\$0	\$0
Design/Engineering (CS-301)	\$889	\$421	\$421	\$470	\$0	\$0	\$0	\$0	\$0	\$0	\$0
Design/Engineering (CS-1481)	\$271	\$271	\$271	\$0	\$0	\$0	\$0	\$0	\$0	\$0	\$0
Design/Engineering (CS-1499)	\$124	\$124	\$124	\$0	\$0	\$0	\$0	\$0	\$0	\$0	\$0
Design/Engineering (MISC)	\$49	\$49	\$49	\$0	\$0	\$0	\$0	\$0	\$0	\$0	\$0
Construction (Build) # 1 (1802410)	\$6,556	\$5,407	\$5,407	\$1,582	\$0	\$0	\$0	\$0	\$0	\$0	\$0
Construction (1900744)	\$0	\$56	\$56	(\$56)	\$0	\$0	\$0	\$0	\$0	\$0	\$0

Project Title: Assessment and Rehabilitation of WRRF yard piping and underground utilities

Project Status: Project Execution - Construction

Class Lvl 1: Wastewater

Class Lvl 2: WRRF

Class Lvl 3: General Purpose

Lookup Location: WRRF

Project New to CIP:

- Innovation**
- WW Master Plan**
- Water Master Plan Right Sizing**
- Redundancy**
- NE WTP Repurposing**
- Linear Assets Outside of Facilities**
- Predecessor Project(s)**



Secondary Area

Project Engineer/Manager: Nicolas Nicolas

Director: Philip Kora

Project Score

79

Problem Statement:

Yard piping and underground utilities are vital to the operations of the WRRF. The integrity of these systems will be maintained with this project. The Secondary Water system needs to be relocated or completely refurbished to provide uninterrupted water for fire protection and process applications such as seal water to the pumps. Some of the yard piping is original to the plant and requires a condition assessment.

Scope of Work/Project Alternatives:

This project will include the study, design, and construction for the needed improvements to yard piping and underground utilities. This includes right sizing, as-built confirmation and condition assessment of our yard piping and underground utilities. It is possible that the secondary water system may need to be relocated. The distribution models for the water systems will also need to be updated. A redundant potable water feed to the WRRF will also be evaluated.

Other Important Info:

Reliable utility is a critical aspect of O&M for the facility and to avoid outages.

Project History: Some of the pipe lines at the WRRF have been in existence since the plant was built. As the plant has grown, so have the systems. In general, the majority of the changes to the multiple systems occurred when the specific buildings or components to the plant were built or renovated. Therefore, an evaluation and necessary replacement of these pipelines is needed.

Challenges: Maintaining ad...

Project Title: Assessment and Rehabilitation of WRRF yard piping and underground utilities

Current Expenses (All figures are in \$1,000's)

“Total Costs” include costs outside of the 10 year planning window

***Design & Construction costs are inclusive of salaries where salaries are not defined**

Activity Name	Total Costs	Actual Costs	Prior FYs	FY23	FY24	FY25	FY26	FY27	FY28	5 Year Total	FY29-33
GLWA Salaries	\$366	\$183	\$183	\$68	\$65	\$65	\$0	\$0	\$0	\$130	\$0
Professional Services	\$142	\$137	\$137	\$6	\$0	\$0	\$0	\$0	\$0	\$0	\$0
Design/Engineering (1903601)	\$3,348	\$1,305	\$1,305	\$639	\$723	\$721	\$0	\$0	\$0	\$1,444	\$0
Construction (Build) # 1	\$22,449	\$2,629	\$2,629	\$6,245	\$7,016	\$6,996	\$0	\$0	\$0	\$14,012	\$0

Project Title: DTE Primary Electric 3rd Feed Supply to WRRF

Project Status: Closed
Class Lvl 1: Wastewater
Class Lvl 2: WRRF
Class Lvl 3: General Purpose
Lookup Location: WRRF
 Project New to CIP:

- Innovation**
- WW Master Plan**
- Water Master Plan Right Sizing**
- Redundancy**
- NE WTP Repurposing**
- Linear Assets Outside of Facilities**
- Predecessor Project(s)**



Project Engineer/Manager: Phillip Kora

Director: Philip Kora

Project Score

0

Problem Statement:

The scope of this project includes design and construction of 3rd 120 KV primary electric supply transmission line (design, build and maintain by DTE) tapping into the 120 kv waterman-Zug line in the vicinity of Dearborn St. and Copland St right of way at Tower 1368 per the agreement between DTE and GLWA dated May 2, 2019. GLWA is responsible to secure the property right-of-way from the property owners as well as environmental remediation and cleanup including hauling and disposal of any soil.

Scope of Work/Project Alternatives:

GLWA also is responsible to provide the connection from the service point (last steel pole installed by DTE) to GLWA's equipment on GLWA's property. This primary transmission power line will energize the already installed new 120-13.8 industrial substation owned by GLWA near EB-1.

Other Important Info:

Challenges: Negotiation with private property owners and testing of the automatic switch required co-ordination with operations. GLWA and DTE executed the new agreement in May 2019.

Project Title: DTE Primary Electric 3rd Feed Supply to WRRF

Current Expenses (All figures are in \$1,000's)

“Total Costs” include costs outside of the 10 year planning window

***Design & Construction costs are inclusive of salaries where salaries are not defined**

Activity Name	Total Costs	Actual Costs	Prior FYs	FY23
GLWA Salaries	\$583	\$553	\$553	\$30
Professional Services	\$33	\$33	\$33	\$0
Design & Construction Assistance # 1 (CS-189, CS-1433)	\$118	\$53	\$53	\$65
Design/Engineering (CS-1433)	\$48	\$15	\$15	\$33
Design/Engineering (1900318)	\$65	\$65	\$65	\$0
Construction (Build) # 1	\$5,067	\$3,277	\$3,277	\$1,790

Project Title: Rehabilitation of Screened Final Effluent (SFE) Pump Station

Project Status: Project Execution - Design

Class Lvl 1: Wastewater

Class Lvl 2: WRRF

Class Lvl 3: General Purpose

Lookup Location: WRRF

Project New to CIP:

- Innovation**
- WW Master Plan**
- Water Master Plan Right Sizing**
- Redundancy**
- NE WTP Repurposing**
- Linear Assets Outside of Facilities**
- Predecessor Project(s)**



SFE Building, Basement

Project Engineer/Manager: Chris Wilson

Director: Chris Nastally

Project Score

63.2

Problem Statement:

The Screened Final Effluent (SFE) Pump Station provides SFE water to many of the GLWA WRRF treatment processes and needs to be completely rehabilitated to maintain uninterrupted supply of SFE water to these processes.

Scope of Work/Project Alternatives:

This project will include the study, design, and construction for the needed improvements to the SFE pump station. This includes required capacity, pumps, strainers, piping, controls, building improvements, and electrical supply. This will also include a study to evaluate the potential for replacing the secondary water with SFE utilization where feasible and an alternative analysis to the existing carrier water at chlorination/dechlorination facility, seal water, recovery needs which may incl...

Other Important Info:

*Innovation note: Optimizing of a valuable resource recovered for facility needs. Project History: The SFE pump station has eight pumps with a total capacity of approximately 135 MGD. Pumps 1,2,4, and 6 were installed in 1973, pumps 3 and 5 in 1980, and pumps 7 and 8 in 1998. The older pumps were rebuilt in 1998. Strainers have been reconditioned over time. Due to the critical nature of the SFE pump station a significant upgrade/rehabilitation is required. In addition, the two 5 kV transformer...

Project Title: Rehabilitation of Screened Final Effluent (SFE) Pump Station

Current Expenses (All figures are in \$1,000's)

“Total Costs” include costs outside of the 10 year planning window

***Design & Construction costs are inclusive of salaries where salaries are not defined**

Activity Name	Total Costs	Actual Costs	Prior FYs	FY23	FY24	FY25	FY26	FY27	5 Year Total
GLWA Salaries	\$574	\$20	\$20	\$99	\$118	\$118	\$118	\$103	\$457
Professional Services	\$903	\$274	\$274	\$670	\$0	\$0	\$0	\$0	\$0
Design/Engineering (1802887)	\$3,960	\$29	\$29	\$2,698	\$54	\$410	\$410	\$358	\$1,232
Design/Engineering (CS-166)	\$238	\$35	\$35	\$41	\$43	\$43	\$43	\$38	\$168
Construction (Build) # 1	\$58,300	\$1,355	\$1,355	\$0	\$2,492	\$18,947	\$18,947	\$16,559	\$56,945

Project Title: WRRF Structural Improvements

Project Status: Active - Procurement - Negotiation Phase - Design
Class Lvl 1: Wastewater
Class Lvl 2: WRRF
Class Lvl 3: General Purpose
Lookup Location: WRRF
 Project New to CIP:

- Innovation**
- WW Master Plan**
- Water Master Plan Right Sizing**
- Redundancy**
- NE WTP Repurposing**
- Linear Assets Outside of Facilities**
- Predecessor Project(s)**



Incineration Building

Project Engineer/Manager: Alfredo Lava

Director: Chris Nastally

Project Score

64.4

Problem Statement:

The WRRF facilities are some of the oldest facilities within the GLWA infrastructure and are beyond their original design lives. In order to assure the safety of GLWA personnel working at the WRRF and to increase operational reliability, GLWA is initiating a long-term structural maintenance program. The program will start with a full structural needs assessment and a four-year program of implementing the highest priority repairs in order of priority.

Scope of Work/Project Alternatives:

The program will include a complete field assessment and structural condition report, classification of recommended repairs into levels of urgency, estimating quantities and the costs of repairs, developing a three-year repair program to address high priority repairs, design and implementation of repairs, preparation of as-built drawings and final project report. The Work includes improvements to be designed, administered, and constructed by the D/B Contractor including civil/site, architectura...

Other Important Info:

None

Current Expenses (All figures are in \$1,000's)

"Total Costs" include costs outside of the 10 year planning window

***Design & Construction costs are inclusive of salaries where salaries are not defined**

Activity Name	Total Costs	Actual Costs	Prior FYs	FY23	FY24	FY25	FY26	FY27	FY28	5 Year Total
GLWA Salaries	\$371	\$5	\$5	\$62	\$77	\$77	\$77	\$74	\$0	\$305
Professional Services #1	\$116	\$45	\$45	\$96	\$0	\$0	\$0	\$0	\$0	\$0
Professional Services #2	\$2,030	\$0	\$0	\$352	\$425	\$424	\$424	\$406	\$0	\$1,678
Design-Build	\$12,639	\$0	\$0	\$2,105	\$2,666	\$2,659	\$2,659	\$2,550	\$0	\$10,534

Project Title: Oakwood District Intercommunity Relief Sewer Modification at Oakwood District

Project Status: Project Execution - Design
Class Lvl 1: Wastewater
Class Lvl 2: Field Services
Class Lvl 3: Interceptor
Lookup Location: Oakwood District
 Project New to CIP:

- Innovation
- WW Master Plan**
- Water Master Plan Right Sizing**
- Redundancy**
- NE WTP Repurposing**
- Linear Assets Outside of Facilities**
- Predecessor Project(s)**



Overall Plan for NWI Diversion to Oakwood Facilities

Project Engineer/Manager: Biren Saparia

Director: Biren Saparia

Project Score

62.7

Problem Statement:

The Oakwood PS and CSO basin are currently under-utilized. Surcharging in Northwest Interceptor (NWI) has increased the CSOs and reduced the ability of customers to discharge into the NWI. A concept to isolate the downstream portion of the NWI from the WRRF and divert flow to the Oakwood PS was evaluated and refined under the Wastewater Master Plan Project (WWMP). The purpose of this project is to implement the WWMP recommended relief connection from the NWI to the Oakwood PS.

Scope of Work/Project Alternatives:

The scope of this project involves Study, Design, and Construction Phase Activities. The study phase will consist of determining the feasibility of advancing the project to the Design and Construction stages. Based on the efforts under the Study the Consultants will proceed with design and construction phase activities.

Other Important Info:

Challenges: Maintaining the wet weather contract capacities and adequate CSO treatment during extreme storm events and mitigating basement and street flooding in the District and intercommunity regional districts are the most significant challenges for the project to address. Other Important Info: The Oakwood District is located in the southwest portion of the City of Detroit covering an area of 1,520 acres. Some areas of the District are situated in relatively low-lying, flood prone topograp...

Current Expenses (All figures are in \$1,000's)

"Total Costs" include costs outside of the 10 year planning window

***Design & Construction costs are inclusive of salaries where salaries are not defined**

Activity Name	Total Costs	Actual Costs	Prior FYs	FY23	FY24	FY25	FY26	FY27	FY28	5 Year Total	FY29-33
GLWA Salaries	\$732	\$11	\$11	\$3	\$0	\$0	\$0	\$0	\$0	\$0	\$615
Design/Engineering (2002655)	\$5,696	\$2,054	\$2,054	\$543	\$0	\$0	\$0	\$0	\$0	\$0	\$2,869
Construction (Build) # 1	\$75,000	\$0	\$0	\$0	\$0	\$0	\$0	\$0	\$0	\$0	\$64,219

Project Title: Detroit River Interceptor (DRI) Evaluation and Rehabilitation

Project Status: Project Execution - Construction

Class Lvl 1: Wastewater

Class Lvl 2: Field Services

Class Lvl 3: Interceptor

Lookup Location: Detroit River Interceptor

Project New to CIP:

- Innovation**
- WW Master Plan**
- Water Master Plan Right Sizing**
- Redundancy**
- NE WTP Repurposing**
- Linear Assets Outside of Facilities**
- Predecessor Project(s)**



Project Engineer/Manager: Mini Panicker

Director: Todd King

Project Score

66.4

Problem Statement:

The DRI was constructed under multiple contracts from the 1910's to the 1930's and has been in service since that time. Between 2012 and 2016, a visual inspection was completed of the DRI beginning at Alter Road and extending to near the WRRF. Significant distress was observed in some sections of the DRI during these inspections, and by 2017, it was clear that a major rehabilitation of the interceptor was necessary to prevent further deterioration and to limit the potential for catastrophic fai...

Scope of Work/Project Alternatives:

The Preliminary Scope of Work of the Project is to review the existing records, investigate the existing conditions , provide the necessary cleaning/rehabilitation/replacement to optimize the design capacity of the interceptor and to extend the service life of this asset.

Other Important Info:

Challenges: DRI had significant flow control challenges for both inspection and rehabilitation. As part of this project major flow control structures were constructed to meet these challenges.

Project Title: Detroit River Interceptor (DRI) Evaluation and Rehabilitation

Current Expenses (All figures are in \$1,000's)

“Total Costs” include costs outside of the 10 year planning window

***Design & Construction costs are inclusive of salaries where salaries are not defined**

Activity Name	Total Costs	Actual Costs	Prior FYs	FY23	FY24	FY25	FY26	FY27	FY28	5 Year Total	FY29-33
GLWA Salaries	\$1,905	\$194	\$194	\$138	\$165	\$164	\$164	\$164	\$165	\$822	\$753
Professional Services	\$0	\$0	\$0	\$0	\$0	\$0	\$0	\$0	\$0	\$0	\$0
Construction (DB-226)	\$86,231	\$39,937	\$39,937	\$12,573	\$12,459	\$12,425	\$11,097	\$0	\$0	\$35,980	\$0
Design-Build # 2 (CON-183)	\$4,408	\$4,408	\$4,408	\$0	\$0	\$0	\$0	\$0	\$0	\$0	\$0
TBD/Unallocated	\$21,015	\$0	\$0	\$0	\$0	\$0	\$0	\$0	\$2,061	\$2,061	\$18,954

Project Title: North Interceptor East Arm (NIEA) 7 Mile Road Diversion Structure

Project Status: Future Planned - Within 5 Year Plan

Class Lvl 1: Wastewater

Class Lvl 2: Field Services

Class Lvl 3: Interceptor

Lookup Location: --

Project New to CIP:

- Innovation
- WW Master Plan**
- Water Master Plan Right Sizing
- Redundancy
- NE WTP Repurposing
- Linear Assets Outside of Facilities
- Predecessor Project(s)



Project Engineer/Manager: Jody Caldwell

Director: Jody Caldwell

Project Score

63.9

Problem Statement:

Oakland-Macomb Interceptor Drain Drainage District's (OMIDDD) is proposing new flow controls within the NIEA near 7-Mile, as part of the repair work currently being designed by OMIDDD within the NIEA upstream of Meldrum.

There are four sewer connections through which wastewater is discharged into the NIEA. On the upstream end of the NIEA, the OMIDDD discharges wastewater from the NESPS. Downstream of the NESPS, there are three gated drop connections to the NIEA at its crossings with the Firs...

Scope of Work/Project Alternatives:

The scope of work consists of the construction of a new flow control structure and automation of an existing flow control gate at the point of connection between the NIEA and the 7-Mile Relief Sewer.

This project is being undertaken by OMIDDD as part of their planned NIEA rehabilitation work. GLWA is currently considering cost sharing options for this project as GLWA believes this automated gate structure has operational benefit.

GLWA has evaluated the benefit of the automated gate stru...

Other Important Info:

Within Section 6.11 Collection System Redundancy Assessment of the Wastewater Master Plan, identifies the NIEA diversion at 7-Mile Road as a dry weather flow redundancy need.

Project not scored by risk committee since it is critical or for emergency repairs

Current Expenses (All figures are in \$1,000's)

"Total Costs" include costs outside of the 10 year planning window

***Design & Construction costs are inclusive of salaries where salaries are not defined**

Activity Name	Total Costs	Actual Costs	Prior FYs	FY23	FY24	5 Year Total
GLWA Salaries	\$0	\$0	\$0	\$0	\$0	\$0
Construction	\$5,000	\$0	\$0	\$2,479	\$2,521	\$2,521

Project Title: Fairview Pumping Station - Replace Four Sanitary Pumps

Project Status: Project Execution - Construction
Class Lvl 1: Wastewater
Class Lvl 2: Systems Control Center
Class Lvl 3: Pump Stations
Lookup Location: Fairview Pumping Station
 Project New to CIP:

- Innovation**
- WW Master Plan**
- Water Master Plan Right Sizing**
- Redundancy**
- NE WTP Repurposing**
- Linear Assets Outside of Facilities**
- Predecessor Project(s)**



Project Engineer/Manager: Jorge Nicolas

Director: Peter Fromm

Project Score

63.6

Problem Statement:

Replacement and upgrade of pumping equipment's to improve transportation of waste water to the treatment plant

Scope of Work/Project Alternatives:

The scope of work consists of the study, design, and construction of four new pumping systems including inlet and discharge valves and wet well hydraulics. This also includes enlarging doorways, revamping roadways, and upgrading electrical and control systems.

Other Important Info:

This project replaces all existing old pumping units with a state of the art dry pit pumping units with associated I&C and Ovation control from SCC
 This project was not scored by risk committee because it is far advanced

Project Title: Fairview Pumping Station - Replace Four Sanitary Pumps

Current Expenses (All figures are in \$1,000's)

“Total Costs” include costs outside of the 10 year planning window

***Design & Construction costs are inclusive of salaries where salaries are not defined**

Activity Name	Total Costs	Actual Costs	Prior FYs	FY23	FY24	FY25	FY26	FY27	FY28	5 Year Total	FY29-33
GLWA Salaries	\$432	\$303	\$303	\$79	\$53	\$0	\$0	\$0	\$0	\$53	\$0
Professional Services	\$19	\$19	\$19	\$0	\$0	\$0	\$0	\$0	\$0	\$0	\$0
Design & Construction Assistance # 1 (CS-1747, CON-297, CS-1488)	\$7,278	\$5,896	\$5,896	\$951	\$573	\$0	\$0	\$0	\$0	\$573	\$0
Design/Engineering (CON-297)	\$41	\$41	\$41	\$0	\$0	\$0	\$0	\$0	\$0	\$0	\$0
Design/Engineering (CS-1488)	\$30	\$30	\$30	\$0	\$0	\$0	\$0	\$0	\$0	\$0	\$0
Construction (Build) # 1 (CON-297)	\$38,670	\$33,095	\$33,095	\$3,811	\$1,870	\$0	\$0	\$0	\$0	\$1,870	\$0
Miscellaneous (Insurance)	(\$305)	(\$305)	(\$346)	\$0	\$0	\$0	\$0	\$0	\$0	\$0	\$0

Project Title: Freud & Conner Creek Pump Station Improvements

Project Status: Project Execution - Design
Class Lvl 1: Wastewater
Class Lvl 2: Systems Control Center
Class Lvl 3: Pump Stations
Lookup Location: Conner Creek & Freud Pump Stations
 Project New to CIP:

- Innovation
- WW Master Plan
- Water Master Plan Right Sizing
- Redundancy
- NE WTP Repurposing
- Linear Assets Outside of Facilities
- Predecessor Project(s)



Both PSs pictures

Project Engineer/Manager: Mini Panicker

Director: Biren Saparia

Project Score

94.1

Problem Statement:

Both Freud and Connor pump stations experience reliability challenges associated with the age of the equipment. Their wet wells cannot be isolated from the influent collection system to allow for inspection and maintenance. Modifications and improvements to these pump stations are necessary to protect the health, safety, and welfare of the residents. The primary objective of this project is the study of the overall performance of Connor Creek and Freud sewage pumping stations developing the des...

Scope of Work/Project Alternatives:

Provide a basis of design, and final design for an operational strategy to optimize the utilization of interconnected piping and operation between Connor Creek and Freud pumping stations and the Connor Creek Retention and Treatment Basin. Provide construction of the project and construction assistance during construction.

Other Important Info:

Challenges: Meeting the collection system transport capacity during the construction.

Project History: The Connor Creek Pump Station (CCPS) was originally built in 1928 with four storm water pumps, each with a rated capacity of 500 cubic feet per second (cfs). The CCPS was expanded in 1940 adding four more pumps of the same capacity. The pump station currently has a total capacity of 4,000 cfs and a firm capacity of 3,500 cfs. The pumps are primed using a vacuum system that relies on the f...

Project Title: Freud & Conner Creek Pump Station Improvements

Current Expenses (All figures are in \$1,000's)

"Total Costs" include costs outside of the 10 year planning window

***Design & Construction costs are inclusive of salaries where salaries are not defined**

Activity Name	Total Costs	Actual Costs	Prior FYs	FY23	FY24	FY25	FY26	FY27	FY28	5 Year Total	FY29-33
GLWA Salaries	\$7,483	\$2,699	\$2,699	\$304	\$380	\$379	\$379	\$379	\$380	\$1,897	\$1,896
Professional Services	\$49	\$49	\$49	\$0	\$0	\$0	\$0	\$0	\$0	\$0	\$0
Design/Engineering (CS-120)	\$24,411	\$8,578	\$8,578	\$513	\$549	\$548	\$3,804	\$3,804	\$558	\$9,263	\$4,330
Design/Engineering (MISC)	\$8	\$8	\$8	\$0	\$0	\$0	\$0	\$0	\$0	\$0	\$0
Construction (Build) # 1 (CON-109)	\$5,086	\$5,086	\$5,086	\$0	\$0	\$0	\$0	\$0	\$0	\$0	\$0
Construction (Phase 2) - Freud Pump Station	\$90,460	\$460	\$460	\$2,745	\$16,470	\$16,425	\$16,425	\$16,425	\$16,470	\$82,215	\$5,040
Construction (Phase 3) - Connor Pump Station	\$431,000	\$0	\$0	\$0	\$4,415	\$8,854	\$8,854	\$8,854	\$24	\$31,000	\$273,167

Project Title: CONDITION ASSESSMENT AT BLUE HILL PUMP STATION

Project Status: Future Planned - Within 5 Year Plan
Class Lvl 1: Wastewater
Class Lvl 2: Systems Control Center
Class Lvl 3: Pump Stations
Lookup Location: Blue Hill Pump Station - Detroit
 Project New to CIP:

- Innovation
- WW Master Plan**
- Water Master Plan Right Sizing**
- Redundancy**
- NE WTP Repurposing**
- Linear Assets Outside of Facilities**
- Predecessor Project(s)**



Project Engineer/Manager: Mini Panicker

Director: Todd King

Project Score

60.6

Problem Statement:

The condition of the Blue Hill PS has not been accurately established to the metrics being established for other GLWA pumping stations. A new condition assessment is required.

Scope of Work/Project Alternatives:

Perform station inspection by a multi-discipline team of specialists in pumps, valves, electrical, HVAC, structural, building envelope I&C, security, and building mechanical systems. Perform wire to water efficiency tests

Other Important Info:

Performance of this pumping station is connected to flood control objectives for Conner and Freud Pumping Stations.

Current Expenses (All figures are in \$1,000's)

"Total Costs" include costs outside of the 10 year planning window

***Design & Construction costs are inclusive of salaries where salaries are not defined**

Activity Name	Total Costs	Actual Costs	Prior FYs	FY23
GLWA Salaries	\$58	\$0	\$0	\$58
Professional Services	\$0	\$0	\$0	\$0
Design/Engineering	\$200	\$0	\$0	\$200

Project Title: Sewer and Interceptor Rehabilitation Program

Project Status: Project Execution - Construction
Class Lvl 1: Wastewater
Class Lvl 2: Systems Control Center
Class Lvl 3: General Purpose
Lookup Location: Sewers and Interceptors
 Project New to CIP:

- Innovation
- WW Master Plan
- Water Master Plan Right Sizing
- Redundancy
- NE WTP Repurposing
- Linear Assets Outside of Facilities
- Predecessor Project(s)



Project Engineer/Manager: Mini Panicker

Director: Todd King

Project Score

0

Problem Statement:

The GLWA Collection System consists of approximately 185 miles of pipelines and associated manholes. As part of the baseline condition assessment, the trunk sewers and interceptors were inspected for structural integrity and maintenance issues in accordance with the National Association of Sewer Service Companies (NASSCO) standards. Rehabilitation and replacement program of the existing sewers and interceptors is identified after the condition assessment. Sewer rehabilitation program is necess...

Scope of Work/Project Alternatives:

Provide as needed CCTV and/or sonar inspection of the GLWA Collection System Interceptors and Trunk Sewers to assess the existing conditions as per the National Association of Sewer Service Companies' (NASSCO) Pipeline Assessment Certification Program (PACP) standards. Evaluate the existing conditions, and provide the necessary cleaning/rehabilitation/replacement to optimize the design capacity of the collection system and to minimize inflow and infiltration into the collection system.

Other Important Info:

Challengers: Large sewers and interceptors may have flow control challenges for both inspection and rehabilitation.

Project History: The installation of some of these interceptors and sewers dates back to 1912 under various contracts. Condition assessment of sewers to assess the existing conditions are necessary and will be done every 5 to 7 years. Recommendations from these inspections may indicate further need for cleaning, rehabilitation or replacement.

Project Title: Sewer and Interceptor Rehabilitation Program

Current Expenses (All figures are in \$1,000's)

“Total Costs” include costs outside of the 10 year planning window

***Design & Construction costs are inclusive of salaries where salaries are not defined**

Activity Name	Total Costs	Actual Costs	Prior FYs	FY23	FY24	FY25	FY26	FY27	FY28	5 Year Total	FY29-33
GLWA Salaries	\$172	\$0	\$0	\$0	\$17	\$17	\$17	\$17	\$17	\$86	\$86
Professional Services	\$0	\$0	\$0	\$0	\$0	\$0	\$0	\$0	\$0	\$0	\$0
Design/Engineering	\$5,258	\$0	\$0	\$0	\$0	\$0	\$0	\$1,955	\$1,960	\$3,914	\$1,344
TBD/Unallocated	\$13,687	\$0	\$0	\$0	\$0	\$0	\$0	\$0	\$2,933	\$2,933	\$10,754
Construction	\$0	\$0	\$0	\$0	\$0	\$0	\$0	\$0	\$0	\$0	\$0

Project Title: CON-149, Emergency Sewer Repair

Project Status: Project Execution - Construction
Class Lvl 1: Wastewater
Class Lvl 2: Systems Control Center
Class Lvl 3: General Purpose
Lookup Location: Sewers and Interceptors
 Project New to CIP:

- Innovation
- WW Master Plan
- Water Master Plan Right Sizing
- Redundancy
- NE WTP Repurposing
- Linear Assets Outside of Facilities
- Predecessor Project(s)



Project Engineer/Manager: Mini Panicker

Director: Todd King

Project Score

76.9

Problem Statement:

Most of the GLWA existing sewers within the collection system are older than 80 years. Due to the age and deterioration of the sewer pipes, immediate repair and/or rehabilitation is often required. This project will encompass all work as may be necessary to inspect, assess, rehabilitate, replace, and repair large diameter sewers and appurtenances on an emergency or urgent basis as directed by GLWA.

Scope of Work/Project Alternatives:

This is to address any immediate/urgent rehabilitation/repair needs for the GLWA Collection System

Other Important Info:

Challenges: Large sewers and interceptors may have flow control challenges for both inspection and rehabilitation.

Current Expenses (All figures are in \$1,000's)

"Total Costs" include costs outside of the 10 year planning window

***Design & Construction costs are inclusive of salaries where salaries are not defined**

Activity Name	Total Costs	Actual Costs	Prior FYs	FY23	FY24	FY25	FY26	FY27	FY28	5 Year Total	FY29-33
GLWA Salaries	\$724	\$123	\$123	\$251	\$301	\$50	\$0	\$0	\$0	\$351	\$0
Professional Services	\$20	\$221	\$221	(\$200)	\$0	\$0	\$0	\$0	\$0	\$0	\$0
Design/Engineering (CS-168)	\$4,510	\$2,521	\$2,521	\$850	\$997	\$166	\$0	\$0	\$0	\$1,163	\$0
Construction (CON-149)	\$35,339	\$33,502	\$33,502	\$3,253	\$0	\$0	\$0	\$0	\$0	\$0	\$0

Project Title: Conveyance System Engineering Services-1802575

Project Status: Active - Procurement - Construction

Class Lvl 1: Wastewater

Class Lvl 2: Systems Control Center

Class Lvl 3: General Purpose

Lookup Location: Sewers and Interceptors

Project New to CIP:

- Innovation**
- WW Master Plan**
- Water Master Plan Right Sizing**
- Redundancy**
- NE WTP Repurposing**
- Linear Assets Outside of Facilities**
- Predecessor Project(s)**



Woodward Sewer System

Project Engineer/Manager: Mini Panicker

Director: Biren Saparia

Project Score

78.3

Problem Statement:

As part of the baseline condition assessment, the trunk sewers and interceptors were inspected for structural integrity and maintenance issues in accordance with the National Association of Sewer Service Companies (NASSCO) standards. The purpose of this project is to provide Engineering Services to evaluate the inspection results and recommend the best rehabilitation methods and to provide construction assistance for the Woodward Sewer and Connors Creek Sewer Systems.

Scope of Work/Project Alternatives:

Evaluate the existing conditions of the Woodward Sewer System and Connors Creek Sewer System and provide the design for both projects. In addition, provide for the construction of Conner Creek.

Other Important Info:

Challenges: These are large sewers and may have flow control challenges for both inspection and rehabilitation.

Current Expenses (All figures are in \$1,000's)

"Total Costs" include costs outside of the 10 year planning window

***Design & Construction costs are inclusive of salaries where salaries are not defined**

Activity Name	Total Costs	Actual Costs	Prior FYs	FY23	FY24	FY25	FY26	FY27	FY28	5 Year Total	FY29-33
GLWA Salaries	\$500	\$31	\$31	\$119	\$143	\$143	\$64	\$0	\$0	\$350	\$0
Professional Services	\$0	\$0	\$0	\$0	\$0	\$0	\$0	\$0	\$0	\$0	\$0
Design/Engineering (1802575)	\$5,475	\$1,905	\$1,905	\$915	\$1,091	\$1,088	\$489	\$0	\$0	\$2,667	\$0
Construction (Build) #1	\$49,576	\$0	\$0	\$12,539	\$15,146	\$15,105	\$6,787	\$0	\$0	\$37,037	\$0

Project Title: NWI Rehabilitation

Project Status: Project Execution - Construction
Class Lvl 1: Wastewater
Class Lvl 2: Systems Control Center
Class Lvl 3: General Purpose
Lookup Location: Sewers and Interceptors
 Project New to CIP:

- Innovation
- WW Master Plan
- Water Master Plan Right Sizing
- Redundancy
- NE WTP Repurposing
- Linear Assets Outside of Facilities
- Predecessor Project(s)



Project Engineer/Manager: Mini Panicker

Director: Biren Saparia

Project Score

60.3

Problem Statement:

The North West Interceptor (NWI) was constructed between 1928 and 1950 and is unique among the GLWA interceptors in that the NWI diameter reduces in size at certain locations to restrict downstream conveyance to the Water Resource Recovery Facility (WRRF). Review of available CCTV and PACP information and man entry inspection have indicated a need for ongoing maintenance, typically consisting of spot repairs and debris removal.

Scope of Work/Project Alternatives:

Scope of work is the rehabilitation of NWI from Eight Mile to Tireman. The work includes mainly debris removal, deep concrete repairs, brick repairs, tuck pointing etc. to reduce infiltration and to increase the conveyance capacity.

Other Important Info:

Two flow control structures were constructed under CON-149 contract to facilitate condition assessment and rehabilitation for portions of the NWI south of McNichols

Current Expenses (All figures are in \$1,000's)

"Total Costs" include costs outside of the 10 year planning window

***Design & Construction costs are inclusive of salaries where salaries are not defined**

Activity Name	Total Costs	Actual Costs	Prior FYs	FY23	FY24	FY25	5 Year Total
GLWA Salaries	\$134	\$6	\$6	\$59	\$70	\$0	\$70
Design/Engineering (CS-168)	\$665	\$331	\$331	\$153	\$183	\$0	\$183
Construction	\$6,935	\$0	\$0	\$3,136	\$3,788	\$10	\$3,799

Project Title: Rehabilitation of Woodward Sewer Systems

Project Status: Project Execution - Construction
Class Lvl 1: Wastewater
Class Lvl 2: Field Services
Class Lvl 3: General Purpose
Lookup Location: Sewers and Interceptors
 Project New to CIP:

- Innovation
- WW Master Plan
- Water Master Plan Right Sizing
- Redundancy
- NE WTP Repurposing
- Linear Assets Outside of Facilities
- Predecessor Project(s)



Project Engineer/Manager: Mini Panicker

Project Score

Director: Biren Saparia

76.8

Problem Statement:

During the initial condition assessment, Woodward Sewer was ranked higher in the rehabilitation list since there were several grade 3, 4 and 5 defects, root intrusions, as well as instances of missing bricks and infiltration throughout the pipe segments. This rehabilitation is essential to optimize the transportation capacity of the Woodward Sewer and the GLWA collection system and to increase its life expectancy

Scope of Work/Project Alternatives:

The scope of work to be performed on this project includes rehabilitation of existing sewers along Woodward Avenue in Detroit, MI from McNichols Road at the north end to the location of the B-21 regulator south of Jefferson Avenue. In addition it includes two segments that connect to the sewer on Woodward Avenue will be rehabilitated:
 1. Woodward Extension-just north of the Detroit-Highland Park city border on Highland Street west from Woodward Avenue to a parallel sewer line running south on...

Other Important Info:

NA

Current Expenses (All figures are in \$1,000's)

“Total Costs” include costs outside of the 10 year planning window

*Design & Construction costs are inclusive of salaries where salaries are not defined

Activity Name	Total Costs	Actual Costs	Prior FYs	FY23	FY24	FY25	FY26	5 Year Total
GLWA Salaries	\$362	\$20	\$20	\$222	\$121	\$0	\$0	\$121
Professional Services	\$21	\$147	\$147	(\$126)	\$0	\$0	\$0	\$0
Design/Engineering	\$1,225	\$1,594	\$1,594	(\$312)	\$0	\$0	\$0	\$0
Construction	\$18,695	\$2,758	\$2,758	\$11,157	\$5,663	\$0	\$0	\$5,663

Project Title: Sewer Rehabilitation and Repair

Project Status: Project Execution - Construction
Class Lvl 1: Wastewater
Class Lvl 2: Systems Control Center
Class Lvl 3: General Purpose
Lookup Location: Sewers and Interceptors
 Project New to CIP:

- Innovation
- WW Master Plan
- Water Master Plan Right Sizing
- Redundancy
- NE WTP Repurposing
- Linear Assets Outside of Facilities
- Predecessor Project(s)



Project Engineer/Manager: Mini Panicker

Project Score

Director: Biren Saparia

61.3

Problem Statement:

GLWA collection system has a network of aging and deteriorated sewers. Due to the age and deterioration, immediate sewer repair/rehabilitation services are often necessary to avoid basement flooding and maintain the flows within the wastewater conveyance system. This contract is to continue the as needed sewer repairs, inspection, and rehabilitations to help GLWA optimize the collection system capacity.

Scope of Work/Project Alternatives:

Scope of work to be performed under this contract includes as needed repair, inspection, heavy cleaning, and rehabilitation to bring back the sewer system to its normal capacity and function and to avoid collapse.

Other Important Info:

This is a replacement contract for the current CON-149.

Current Expenses (All figures are in \$1,000's)

"Total Costs" include costs outside of the 10 year planning window

***Design & Construction costs are inclusive of salaries where salaries are not defined**

Activity Name	Total Costs	Actual Costs	Prior FYs	FY23	FY24	FY25	FY26	FY27	5 Year Total
GLWA Salaries	\$225	\$4	\$4	\$55	\$66	\$66	\$34	\$0	\$166
Design/Engineering	\$0	\$0	\$0	\$0	\$0	\$0	\$0	\$0	\$0
Construction	\$12,400	\$0	\$0	\$5,616	\$6,784	\$0	\$0	\$0	\$6,784
Construction (Year 1 Extension)	\$6,200	\$0	\$0	\$0	\$0	\$6,200	\$0	\$0	\$6,200
Construction (Year 2 Extension)	\$6,200	\$0	\$0	\$0	\$0	\$0	\$6,200	\$0	\$6,200

Project Title: Rehabilitation of GLWA Sewers; Ashland Relief, Linwood, Lonyo, Second Avenue, and Shiawassee

Project Status: Future Planned - Within 5 Year Plan
Class Lvl 1: Wastewater
Class Lvl 2: Field Services
Class Lvl 3: General Purpose
Lookup Location: Multiple Locations
 Project New to CIP:

- Innovation**
- WW Master Plan**
- Water Master Plan Right Sizing**
- Redundancy**
- NE WTP Repurposing**
- Linear Assets Outside of Facilities**
- Predecessor Project(s)**



Project Engineer/Manager: Mini Panicker

Director: Todd King

Project Score

0

Problem Statement:

Rehabilitation of 5 of the collections system sewers; Ashland Relief, Linwood, Lonyo, Second Avenue, and Shiawassee

Scope of Work/Project Alternatives:

NA

Other Important Info:

NA

Current Expenses (All figures are in \$1,000's)

"Total Costs" include costs outside of the 10 year planning window

***Design & Construction costs are inclusive of salaries where salaries are not defined**

Activity Name	Total Costs	Actual Costs	Prior FYs	FY23	FY24	FY25	FY26	FY27	FY28	5 Year Total	FY29-33
GLWA Salaries	\$335	\$1	\$1	\$32	\$38	\$38	\$38	\$38	\$38	\$189	\$113
Design/Engineering	\$6,900	\$0	\$0	\$1,185	\$1,432	\$1,428	\$1,428	\$1,428	\$0	\$5,715	\$0
Construction (Phase #1)	\$15,000	\$0	\$0	\$0	\$0	\$0	\$0	\$0	\$0	\$0	\$15,000
Construction (Phase #2)	\$15,000	\$0	\$0	\$0	\$0	\$0	\$0	\$0	\$0	\$0	\$15,000
Construction (Phase #3)	\$0	\$0	\$0	\$0	\$0	\$0	\$0	\$0	\$0	\$0	\$0

Project Title: CSO Outfall Rehabilitation

Project Status: Future Planned - Within 5 Year Plan
Class Lvl 1: Wastewater
Class Lvl 2: Programs
Class Lvl 3: Programs
Lookup Location: CSO Outfalls
 Project New to CIP:

- Innovation**
- WW Master Plan**
- Water Master Plan Right Sizing**
- Redundancy**
- NE WTP Repurposing**
- Linear Assets Outside of Facilities**
- Predecessor Project(s)**



Project Engineer/Manager: Mini Panicker

Director: Biren Saparia

Project Score

0

Problem Statement:

Rehabilitation of the CSO outfalls is essential to properly discharge the uncontrolled combined sewer overflows to the receiving waters and to prevent sewer backups in the Conveyance System. Recent inspections of the outfalls revealed structural deficiencies such as fractures, missing mortar from bricks. There are also sediment and debris deposits in many of them.

Scope of Work/Project Alternatives:

The preliminary Scope of Work of the project is construction. The work to review the existing records, evaluate the existing conditions, and provide the necessary design to rehabilitate the outfalls is being done under Contract CS-168. Another Engineering Services contract will be initiated after the CS-168 contract.

Other Important Info:

Projects 222006 AND 233001 have been incorporated into this project.

Project History: The construction of these outfalls dates back to the early 1900s.

Challenges: Some outfalls are below the river elevation and rehabilitation may be challenging.

Current Expenses (All figures are in \$1,000's)

"Total Costs" include costs outside of the 10 year planning window

***Design & Construction costs are inclusive of salaries where salaries are not defined**

Activity Name	Total Costs	Actual Costs	Prior FYs	FY23	FY24	FY25	FY26	FY27	FY28	5 Year Total	FY29-33
GLWA Salaries	\$136	\$0	\$0	\$0	\$0	\$0	\$14	\$14	\$14	\$41	\$68
Professional Services	\$0	\$0	\$0	\$0	\$0	\$0	\$0	\$0	\$0	\$0	\$0
Construction	\$0	\$0	\$0	\$0	\$0	\$0	\$0	\$0	\$0	\$0	\$0
TBD Future Allocation	\$15,000	\$0	\$0	\$0	\$0	\$0	\$1,499	\$1,499	\$1,503	\$4,502	\$7,500

Project Title: Phase 2 Outfalls- 19000796

Project Status: Closed
Class Lvl 1: Wastewater
Class Lvl 2: Programs
Class Lvl 3: Programs
Lookup Location: CSO Outfalls
 Project New to CIP:

- Innovation**
- WW Master Plan**
- Water Master Plan Right Sizing**
- Redundancy**
- NE WTP Repurposing**
- Linear Assets Outside of Facilities**
- Predecessor Project(s)**



Project Engineer/Manager: Mini Panicker

Director: Biren Saparia

Project Score

0

Problem Statement:

Rehabilitation of the CSO outfalls is essential to properly discharge the uncontrollable combined sewer overflows to the receiving waters and to prevent sewer back up into the Conveyance System. Recent inspections of the outfalls revealed structural deficiencies like fractures, missing mortar from bricks etc. There are sediment and debris deposits in many of them.

Scope of Work/Project Alternatives:

Preliminary Scope of Work of the project is construction. Contract CS-168 will review the existing records, evaluate the existing conditions, and provide the necessary design to rehabilitate the outfalls. Another Engineering Services contract will be initiated after the CS-168 contract.

Other Important Info:

PROJECTS 222006 AND 233001 HAVE BEEN INCORPORATED INTO THIS PROJECT.

Project History: The construction of these outfalls are dated back to the early 1900s under various contracts.

Challenges: Some outfalls are below the river elevation; rehabilitation may be challenging.

Current Expenses (All figures are in \$1,000's)

"Total Costs" include costs outside of the 10 year planning window

***Design & Construction costs are inclusive of salaries where salaries are not defined**

Activity Name	Total Costs	Actual Costs	Prior FYs	FY23
GLWA Salaries	\$13	\$13	\$13	\$0
Professional Services	\$0	\$0	\$0	\$0
Design/Engineering (CS-168)	\$201	\$201	\$201	\$0
Construction (Build) # 1 (CS-168, 1900076)	\$4,915	\$4,710	\$4,710	\$205

Project Title: B-39 Outfall Rehabilitation

Project Status: Project Execution - Construction

Class Lvl 1: Wastewater

Class Lvl 2: Programs

Class Lvl 3: Programs

Lookup Location: CSO Outfalls

Project New to CIP:

- Innovation**
- WW Master Plan**
- Water Master Plan Right Sizing**
- Redundancy**
- NE WTP Repurposing**
- Linear Assets Outside of Facilities**
- Predecessor Project(s)**



Project Engineer/Manager: Mini Panicker

Director: Biren Saparia

Project Score

75.3

Problem Statement:

The B-39 outfall was constructed in 1928. Findings from the recent investigations indicated that the outfall barrel was structurally compromised, with significant cracking, springline crushing, and general deterioration of the concrete liner. Rehabilitation of this CSO outfall was essential to properly discharge the uncontrolled combined sewer overflows to the receiving waters and to prevent sewer back ups in the Conveyance System.

Scope of Work/Project Alternatives:

The scope of work to be performed for the rehabilitation of this outfall mainly included isolation and dewatering of the outfall, repairing to seal the cracks/leaks, and heavy cleaning

Other Important Info:

Project not scored by risk committee because it was critical or for emergency repairs

Current Expenses (All figures are in \$1,000's)

"Total Costs" include costs outside of the 10 year planning window

***Design & Construction costs are inclusive of salaries where salaries are not defined**

Activity Name	Total Costs	Actual Costs	Prior FYs	FY23	FY24	5 Year Total
GLWA Salaries	\$207	\$4	\$4	\$102	\$101	\$101
Professional Services	\$0	\$0	\$0	\$0	\$0	\$0
Design/Engineering	\$388	\$226	\$226	\$169	\$0	\$0
Construction	\$9,743	\$1,146	\$1,146	\$4,822	\$4,270	\$4,270

Project Title: Conveyance System Repairs (Outfalls)

Project Status: Project Execution - Design

Class Lvl 1: Wastewater

Class Lvl 2: Programs

Class Lvl 3: Programs

Lookup Location: CSO Outfalls

Project New to CIP:

- Innovation
- WW Master Plan
- Water Master Plan Right Sizing
- Redundancy
- NE WTP Repurposing
- Linear Assets Outside of Facilities
- Predecessor Project(s)



Project Engineer/Manager: Mini Panicker

Director: Biren Saparia

Project Score

73.8

Problem Statement:

Rehabilitation program of the CSO outfalls, sewers, and interceptors was identified after the baseline condition assessment. This project is to rehabilitate the remaining CSO outfalls that are not included under Phase 1, 2, 3, and 4 rehabilitations to increase their useful life.

Scope of Work/Project Alternatives:

Evaluate the existing conditions of the remaining CSO outfalls, provide the necessary rehabilitation to optimize the design capacities.

Other Important Info:

This Engineering Services contract also includes Joy Rd, Seven Mile, and Bates sewers which is being funded by the Sewer and Interceptor Rehabilitation Program, 260200 and this project is combined with 260206

Current Expenses (All figures are in \$1,000's)

"Total Costs" include costs outside of the 10 year planning window

***Design & Construction costs are inclusive of salaries where salaries are not defined**

Activity Name	Total Costs	Actual Costs	Prior FYs	FY23	FY24	FY25	FY26	FY27	FY28	5 Year Total	FY29-33
GLWA Salaries	\$421	\$6	\$6	\$88	\$106	\$106	\$106	\$11	\$0	\$328	\$0
Design/Engineering	\$2,120	\$1,166	\$1,166	\$273	\$229	\$275	\$275	\$172	\$0	\$950	\$0
Design/Engineering Phase #2	\$2,120	\$0	\$0	\$817	\$0	\$219	\$377	\$377	\$330	\$1,303	\$0
Construction Phase #1	\$16,000	\$0	\$0	\$0	\$4,542	\$5,453	\$5,453	\$553	\$0	\$16,000	\$0
Construction Phase #2	\$15,000	\$0	\$0	\$0	\$0	\$3,245	\$5,587	\$5,587	\$582	\$15,000	\$0

Project Title: CSO FACILITIES IMPROVEMENT PROGRAM

Project Status: Project Execution - Design
Class Lvl 1: Wastewater
Class Lvl 2: Programs
Class Lvl 3: Programs
Lookup Location: Conner Creek, Seven Mile, Puritan-Fenkell, Hubble-Southfield, Belle Isle, Oakwood CSO Basins, Baby Creek, Leib and St. Aubin Screening and Disinfection Facilities

- Innovation
- WW Master Plan
- Water Master Plan Right Sizing
- Redundancy
- NE WTP Repurposing
- Linear Assets Outside of Facilities
- Predecessor Project(s)



Conner Creek CSO Facility

Project New to CIP:

Project Engineer/Manager: Chris Nastally

Director: Chris Nastally

Project Score

0

Problem Statement:

This program is being established to facilitate the study, design, construction administration, and construction of improvements necessary to maintain the facilities which contribute to the CSO Control Program and compliance with it.

Scope of Work/Project Alternatives:

This program is established to fund projects that arise in the near term of each fiscal year that were not budgeted for previously, and also serves as accounting of future costs in the CSO CIP that may be a part of long term CSO control, or other significant planning projects. Scopes of work will vary from roof replacement, to equipment replacement, to various other facility improvements.

Other Important Info:

The Total Lifetime cost of this program includes costs projected all the way out to 2044

Current Expenses (All figures are in \$1,000's)

“Total Costs” include costs outside of the 10 year planning window

***Design & Construction costs are inclusive of salaries where salaries are not defined**

Activity Name	Total Costs	Actual Costs	Prior FYs	FY23	FY24	FY25	FY26	FY27	FY28	5 Year Total	FY29-33
GLWA Salaries	\$2,691	\$0	\$0	\$83	\$100	\$100	\$100	\$100	\$100	\$502	\$501
Design/Engineering	\$91,500	\$0	\$0	\$415	\$501	\$500	\$500	\$500	\$501	\$2,502	\$0
Design-Build	\$16,000	\$0	\$0	\$417	\$1,510	\$1,004	\$1,004	\$1,004	\$1,007	\$5,529	\$5,027
Construction	\$920,000	\$0	\$0	\$0	\$0	\$0	\$0	\$0	\$0	\$0	\$0

Project Title: Conner Creek CSO RTB Automation Improvements

Project Status: Pending Closeout

Class Lvl 1: Wastewater

Class Lvl 2: Programs

Class Lvl 3: Programs

Lookup Location: Conner Creek

Project New to CIP:

- Innovation**
- WW Master Plan**
- Water Master Plan Right Sizing**
- Redundancy**
- NE WTP Repurposing**
- Linear Assets Outside of Facilities**
- Predecessor Project(s)**



Effluent Relief Gate Repair

Project Engineer/Manager: Ihsan Wahab

Director: Chris Nastally

Project Score

0

Problem Statement:

Effluent gates were leaking allowing river water in to the basin. Based on the CS-116 study, seals and seats of some of Effluent Relief gates were found to be damaged. A data network style connection was used (versus hardwired) between the gates and the SCADA system. This network has been unreliable and difficult to maintain. Electrical and control cables were compromised due to their installation on the top of the concrete slab of Retention Treatment Basin (RTB) roof.

Scope of Work/Project Alternatives:

The scope work includes replacement of existing seals and seats of effluent relief gates (ERGs) and effluent launder gates (ELGs), replacement and alignment of stems for ELGs, replacement of ERG stems (based on assessment), existing pull boxes and cover replacement on top of RTB roof, existing fiber optic cable and conduit replacement, hard-wiring ELGs and ERGs actuators for reliable operation, secondary power feed for effluent gates, replacement of RIO5 and RIO6, logic modification to allow SC...

Other Important Info:

CS-172 has been closed out as of 09/23/19. Influent flowmeters replacement work is added as part of CCD-A and CO No. 2 of this contract.

Project Title: Conner Creek CSO RTB Automation Improvements

Current Expenses (All figures are in \$1,000's)

“Total Costs” include costs outside of the 10 year planning window

***Design & Construction costs are inclusive of salaries where salaries are not defined**

Activity Name	Total Costs	Actual Costs	Prior FYs	FY23	FY24	FY25	FY26	FY27	FY28	5 Year Total	FY29-33
GLWA Salaries	\$377	\$346	\$346	\$36	\$0	\$0	\$0	\$0	\$0	\$0	\$0
Design & Construction Assistance # 1 (CS-172, CS-116, CS-166, CON-234)	\$76	\$76	\$76	\$0	\$0	\$0	\$0	\$0	\$0	\$0	\$0
Design/Engineering (CS-116)	\$542	\$341	\$341	\$201	\$0	\$0	\$0	\$0	\$0	\$0	\$0
Design/Engineering (CS-166)	\$24	\$19	\$19	\$5	\$0	\$0	\$0	\$0	\$0	\$0	\$0
Design/Engineering (MISC)	\$0	\$0	\$0	\$0	\$0	\$0	\$0	\$0	\$0	\$0	\$0
Construction (Build) # 1 (CON-234)	\$6,900	\$6,900	\$6,900	\$0	\$0	\$0	\$0	\$0	\$0	\$0	\$0
Miscellaneous	\$66	\$66	\$66	\$0	\$0	\$0	\$0	\$0	\$0	\$0	\$0

Project Title: Baby Creek HVAC Improvements

Project Status: Closed
Class Lvl 1: Wastewater
Class Lvl 2: Programs
Class Lvl 3: Programs
Lookup Location: Dearborn
 Project New to CIP:

- Innovation**
- WW Master Plan**
- Water Master Plan Right Sizing**
- Redundancy**
- NE WTP Repurposing**
- Linear Assets Outside of Facilities**
- Predecessor Project(s)**



Existing Dampers

Project Engineer/Manager: Kashmira Patel

Director: Chris Nastally

Project Score

0

Problem Statement:

This project expands on the MAU replacement project (260610) by addressing other HVAC issues through out the facility, such as the control building and the screening building.

Scope of Work/Project Alternatives:

The scope of work includes modifications to the ventilation system in the Electrical room, replacement of dampers and actuators in the screening building, replacement of actuators for dampers in the chemical room, installation of temperature sensors throughout the control buildings and installation of a new DDC system.

Other Important Info:

N/A

Current Expenses (All figures are in \$1,000's)

“Total Costs” include costs outside of the 10 year planning window

***Design & Construction costs are inclusive of salaries where salaries are not defined**

Activity Name	Total Costs	Actual Costs	Prior FYs	FY23
GLWA Salaries	\$50	\$50	\$50	\$0
Professional Services	\$0	\$0	\$0	\$0
Design/Engineering (1803675)	\$2	\$2	\$2	\$0
Construction (Build) # 1 (1901609)	\$494	\$494	\$494	\$0

Project Title: Structural Inspection & Structural Improvements

Project Status: Project Execution - Construction

Class Lvl 1: Wastewater

Class Lvl 2: Programs

Class Lvl 3: Programs

Lookup Location: Wayne

Project New to CIP:

- Innovation**
- WW Master Plan**
- Water Master Plan Right Sizing**
- Redundancy**
- NE WTP Repurposing**
- Linear Assets Outside of Facilities**
- Predecessor Project(s)**



Existing Structural Condition

Project Engineer/Manager: Kashmira Patel

Director: Chris Nastally

Project Score

53.4

Problem Statement:

A partial structural condition assessment has been performed and structural improvement (types) identified and prioritized. This project will provide Design-Build service to completely inspect all of the CSO Facilities (above and below ground) and prioritize improvements to be carried out over a 3-5 year period.

Scope of Work/Project Alternatives:

The scope of work at each of nine CSO facilities includes a complete field assessment and structural condition report, classification of recommended repairs into levels of urgency, estimating quantities and the costs of repairs, developing a three-year repair program to address high priority repairs, design and implementation of repairs, preparation of as-built drawings and final project report. The Work includes improvements to be designed, administered, and constructed by the D/B Contractor a...

Other Important Info:

Consideration of Shared Service Agreement with DWSD regarding the costing for the Belle Isle facility.
This project not scored by risk committee because it is far advanced

Current Expenses (All figures are in \$1,000's)

"Total Costs" include costs outside of the 10 year planning window

***Design & Construction costs are inclusive of salaries where salaries are not defined**

Activity Name	Total Costs	Actual Costs	Prior FYs	FY23	FY24	FY25	FY26	FY27	FY28	5 Year Total	FY29-33
GLWA Salaries	\$141	\$38	\$38	\$38	\$44	\$23	\$0	\$0	\$0	\$66	\$0
Professional Services	\$10	\$10	\$10	\$0	\$0	\$0	\$0	\$0	\$0	\$0	\$0
Design/Engineering (CS-166)	\$1,325	\$874	\$874	\$184	\$200	\$104	\$0	\$0	\$0	\$304	\$0
Design-Build # 1 (1902224)	\$12,492	\$7,372	\$7,372	\$2,866	\$2,189	\$1,118	\$0	\$0	\$0	\$3,307	\$0

Project Title: Puritan Fenkell & Leib Site Improvements

Project Status: Closed
Class Lvl 1: Wastewater
Class Lvl 2: CSO Facilities
Class Lvl 3: Multiple CSO Facilities
Lookup Location: Wayne
 Project New to CIP:

- Innovation**
- WW Master Plan**
- Water Master Plan Right Sizing**
- Redundancy**
- NE WTP Repurposing**
- Linear Assets Outside of Facilities**
- Predecessor Project(s)**



Poor Drainage at Leib

Project Engineer/Manager: Partho Ghosh

Director: Chris Nastally

Project Score

0

Problem Statement:

There is an existing site drainage issue at both of these facilities creating standing water on top of the basin. There is no lighting at the outfall at (Puritan Fenkell (PF)), which is needed for operation at nighttime during a rain event event. The existing sidewalks at both of these facilities are damaged and need replacement. The perimeter fencing at PF is damaged at various locations and there is no fence at the outfall area to secure the facility from intruders. At Leib, the existing o...

Scope of Work/Project Alternatives:

The scope of work includes creating positive drainage, installation of trench drains and replacement of existing side walks at both facilities. Additionally, at PF, the scope includes installation of a pathway and lighting at the outfall and includes a perimeter fence replacement. At Leib, the scope also includes the replacement of ornamental fence and brick pavers.

Other Important Info:

N/A

Current Expenses (All figures are in \$1,000's)

“Total Costs” include costs outside of the 10 year planning window

*Design & Construction costs are inclusive of salaries where salaries are not defined

Activity Name	Total Costs	Actual Costs	Prior FYs	FY23	FY24	FY25	FY26	FY27	FY28	5 Year Total	FY29-33
GLWA Salaries	\$41	\$41	\$41	\$0	\$0	\$0	\$0	\$0	\$0	\$0	\$0
Professional Services	\$0	\$0	\$0	\$0	\$0	\$0	\$0	\$0	\$0	\$0	\$0
Design/Engineering (1803809)	\$8	\$48	\$48	(\$40)	\$0	\$0	\$0	\$0	\$0	\$0	\$0
Construction (1902040)	\$369	\$494	\$494	(\$124)	\$0	\$0	\$0	\$0	\$0	\$0	\$0

Project Title: St. Aubin Chemical Disinfection Improvements

Project Status: Reclassified

Class Lvl 1: Wastewater

Class Lvl 2: Programs

Class Lvl 3: Programs

Lookup Location: Detroit

Project New to CIP:

- Innovation**
- WW Master Plan**
- Water Master Plan Right Sizing**
- Redundancy**
- NE WTP Repurposing**
- Linear Assets Outside of Facilities**
- Predecessor Project(s)**



Existing Screens

Project Engineer/Manager: Kashmira Patel

Director: Chris Nastally

Project Score

0

Problem Statement:

The St. Aubin CSO facility is over 20 years old. A study was conducted on the disinfection system and the screens were assessed by the manufacturer through a separate contract, and resulted in recommendations of needed upgrade of these systems to restore operational control, flexibility, and reliability. The current pumping system for NaOCl is oversized (dose of 38 mg/L) when only 10 mg/l is required based on a sampling study. The over-sized system makes it difficult to dial the pumps down on...

Scope of Work/Project Alternatives:

The scope of work includes replacement of existing chemical feed pumps with better pump technology, modification of the chemical feed piping system and control, installation of overhead trolley for maintenance, relining the chemical storage tanks to extend the life of existing tanks, evaluating different screening technologies if applicable or replacing the control system and hydraulic power-pack of the existing screens, installing new screen flushing sprayer system, replacing existing HVAC wit...

Other Important Info:

Previous study was performed by Hazen and Sawyer. AECOM/DLZ provided a study BOD and 20% Design documents. Project not scored by review committee because it will be absorbed into another CIP project

Project Title: St. Aubin Chemical Disinfection Improvements

Current Expenses (All figures are in \$1,000's)

“Total Costs” include costs outside of the 10 year planning window

***Design & Construction costs are inclusive of salaries where salaries are not defined**

Activity Name	Total Costs	Actual Costs	Prior FYs	FY23	FY24	FY25	FY26	FY27	FY28	5 Year Total
GLWA Salaries	\$375	\$4	\$4	\$57	\$69	\$69	\$69	\$69	\$37	\$313
Professional Services	\$363	\$363	\$363	\$0	\$0	\$0	\$0	\$0	\$0	\$0
Design/Engineering (1803089)	\$50	\$50	\$50	\$0	\$0	\$0	\$0	\$0	\$0	\$0
Design/Engineering	\$0	\$0	\$0	\$0	\$0	\$0	\$0	\$0	\$0	\$0
Design-Build (NO DESIGN-BUILD)	\$0	\$0	\$0	\$0	\$0	\$0	\$0	\$0	\$0	\$0
Construction (Build) # 1	\$0	\$0	\$0	\$0	\$0	\$0	\$0	\$0	\$0	\$0

Project Title: Oakwood HVAC Project

Project Status: Project Execution - Construction

Class Lvl 1: Wastewater

Class Lvl 2: Programs

Class Lvl 3: Programs

Lookup Location: Oakwood CSO Facility

Project New to CIP:

- Innovation**
- WW Master Plan**
- Water Master Plan Right Sizing**
- Redundancy**
- NE WTP Repurposing**
- Linear Assets Outside of Facilities**
- Predecessor Project(s)**



Coroded building crane from failed HVAC system

Project Engineer/Manager: Chris Nastally

Director: Chris Nastally

Project Score

20

Problem Statement:

There is heavy corrosion and the gas detection system in the sanitary pump room is constantly turning off causing operators to leave the overhead door open to keep the space ventilated. The HVAC system pulls gases from the sewer as currently operated. The wet-well supply fans have failed functionally and this is also contributing to heavy corrosion in the sanitary pump room.

Scope of Work/Project Alternatives:

The Odor Control unit intake is being reconfigured, various supply and exhaust fans are being replaced, access for the odor control units will be made for all three units to facilitate proper maintenance. The crane and building structural steel will be assessed and re-coated to ensure proper life.

Other Important Info:

The project is under construction. Project not scored by risk committee because it is far advanced

Current Expenses (All figures are in \$1,000's)

"Total Costs" include costs outside of the 10 year planning window

***Design & Construction costs are inclusive of salaries where salaries are not defined**

Activity Name	Total Costs	Actual Costs	Prior FYs	FY23
GLWA Salaries	\$270	\$62	\$62	\$217
Professional Services	\$113	\$113	\$113	\$0
Design/Engineering	\$458	\$391	\$391	\$102
Design-Build	\$0	\$0	\$0	\$0
Construction (Build) #1	\$5,992	\$4,329	\$4,329	\$1,663

Project Title: Control System Upgrade - St Aubin, Lieb & Mile

Project Status: Active - Procurement - Board Approved - Design
Class Lvl 1: Wastewater
Class Lvl 2: Programs
Class Lvl 3: Programs
Lookup Location: Seven Mile, Leib and St. Aubin Screening and Disinfection Facilities
 Project New to CIP:

- Innovation**
- WW Master Plan**
- Water Master Plan Right Sizing**
- Redundancy**
- NE WTP Repurposing**
- Linear Assets Outside of Facilities**
- Predecessor Project(s)**



Lieb CSO, PLC Panel

Project Engineer/Manager: Chris Wilson

Director: Chris Nastally

Project Score

95.1

Problem Statement:

This project was initiated to facilitate the design build improvements necessary to maintain the facilities which contribute to the CSO Control Program and ensure compliance.

Scope of Work/Project Alternatives:

The project will replace the Obsolete/End of Life Allen Bradley PLC5 control systems at 3 CSO Facilities (Leib, St. Aubin, 7-Mile) and upgrade critical Instrumentation. It includes new Controllers, HMI, network components and controls system integration. It also includes implementation of high-performance graphics and advance alarm management and advanced process control.

Other Important Info:

The intent of this project is to perform field investigation, replace, design, demolish existing, furnish, install and start-up a complete Control system, networks and replacement of all field devices at the above facilities.

Current Expenses (All figures are in \$1,000's)

"Total Costs" include costs outside of the 10 year planning window

***Design & Construction costs are inclusive of salaries where salaries are not defined**

Activity Name	Total Costs	Actual Costs	Prior FYs	FY23	FY24	FY25	5 Year Total
GLWA Salaries	\$135	\$0	\$0	\$43	\$52	\$39	\$92
Professional Services	\$63	\$63	\$63	\$0	\$0	\$0	\$0
Design/Engineering	\$0	\$0	\$0	\$0	\$0	\$0	\$0
Construction	\$7,375	\$0	\$0	\$2,906	\$3,510	\$959	\$4,469

Project Title: Baby Creek Roof Replacement

Project Status: Pending Closeout

Class Lvl 1: Wastewater

Class Lvl 2: CSO Facilities

Class Lvl 3: Baby Creek

Lookup Location: Baby Creek

Project New to CIP:

- Innovation**
- WW Master Plan**
- Water Master Plan Right Sizing**
- Redundancy**
- NE WTP Repurposing**
- Linear Assets Outside of Facilities**
- Predecessor Project(s)**



• The previous installation on roof area 2 also failed to follow the required "step-down" installation method. As seen in the picture above, the shingle seams fall >4" from each other. This is a very common mistake found on

Improper shingle installation.

Project Engineer/Manager: Vinod Sharma

Director: Chris Nastally

Project Score

78.8

Problem Statement:

The Baby Creek roof leaks on electrical equipment when it rains. The laps in the shingles are sometimes as little as 2". As identified as part of a recent roof inspection the leaking roof has caused the substrate to rot and require replacement. Approximately one third of the roof was previously replaced in 2017. This new portion of roof is sufficient. The remaining two thirds of the roof is exhibiting failure.

Scope of Work/Project Alternatives:

Replace two thirds of the roof at Baby Creek with matching asphalt shingles.

Other Important Info:

N/A

Current Expenses (All figures are in \$1,000's)

"Total Costs" include costs outside of the 10 year planning window

***Design & Construction costs are inclusive of salaries where salaries are not defined**

Activity Name	Total Costs	Actual Costs	Prior FYs	FY23
GLWA Salaries	\$30	\$30	\$30	\$8
Professional Services	\$0	\$0	\$0	\$0
Design/Engineering (CS-299)	\$23	\$34	\$34	(\$12)
Construction	\$999	\$829	\$829	\$445

Project Title: Conner Creek Dike Improvements

Project Status: Closed
Class Lvl 1: Wastewater
Class Lvl 2: CSO Facilities
Class Lvl 3: Conner Creek
Lookup Location: Conner Creek
 Project New to CIP:

- Innovation**
- WW Master Plan**
- Water Master Plan Right Sizing**
- Redundancy**
- NE WTP Repurposing**
- Linear Assets Outside of Facilities**
- Predecessor Project(s)**



Photo of the berm leaking into Clairpointe

Project Engineer/Manager: Chris Nastally

Director: Chris Nastally

Project Score

95.2

Problem Statement:

The Conner Creek berm was constructed in the early 2000's and was to serve as a landscaping element between Clairpointe Street and the Conner Creek Canal. When the facility was constructed the Great Lakes were at historic low levels and therefore it was never envisioned that this berm would be required to hold back the Detroit River (acting as a dike). Due to historically high Great Lakes levels, the dike is now exhibiting signs of seepage/failure and needs to be repaired before it experience...

Scope of Work/Project Alternatives:

The work consists of removal of existing trees/vegetation from the berm, installing a sheet pile cutoff wall with a concrete cap, fencing, landscape restoration, and minor security improvements.

Other Important Info:

Project is completed and being closed out.

Current Expenses (All figures are in \$1,000's)

"Total Costs" include costs outside of the 10 year planning window

***Design & Construction costs are inclusive of salaries where salaries are not defined**

Activity Name	Total Costs	Actual Costs	Prior FYs	FY23
GLWA Salaries	\$20	\$10	\$10	\$10
Design/Engineering (1900318)	\$664	\$638	\$638	\$35
Construction	\$1,590	\$1,590	\$1,590	\$11

Project Title: CSO Emergency Generator Improvements

Project Status: Project Execution - Construction
Class Lvl 1: Wastewater
Class Lvl 2: CSO Facilities
Class Lvl 3: Multiple CSO Facilities
Lookup Location: Various CSO Facilities
 Project New to CIP:

- Innovation**
- WW Master Plan**
- Water Master Plan Right Sizing**
- Redundancy**
- NE WTP Repurposing**
- Linear Assets Outside of Facilities**
- Predecessor Project(s)**



Project Engineer/Manager: Ariadna Risher

Project Score

Director: Chris Nastally

77.5

Problem Statement:

The reliability of the CSO standby generators and automatic transfer switches is declining. During utility power outages when the standby generators are necessary, either the generators may not start automatically, or the automatic transfer switches may not transfer. Neither the generator control panels, nor automatic transfer switches report any status or alarm signals to the operators through the SCADA Ovation Control system. In many cases, CSO Facilities have automatic transfer switch (ATS)...

Scope of Work/Project Alternatives:

Under this project, the CSO facilities with standby generator systems will be upgraded to have a standardized, dedicated automatic transfer control system. This will include upgrades to the automatic transfer switches, upgrades to some generator control panels, and the addition of several alarm and status signals from both the generator control panels and the ATS controllers, which will be monitored by the Ovation Control system.
 General Project Objectives are:
 1. Replace obsolete Programab...

Other Important Info:

None.

Current Expenses (All figures are in \$1,000's)

"Total Costs" include costs outside of the 10 year planning window

***Design & Construction costs are inclusive of salaries where salaries are not defined**

Activity Name	Total Costs	Actual Costs	Prior FYs	FY23	FY24	5 Year Total
GLWA Salaries	\$11	\$7	\$7	\$4	\$0	\$0
Professional Services (CS-272 - 72031A.01)	\$130	\$40	\$40	\$101	\$0	\$0
Design/Engineering (CS-299)	\$80	\$60	\$60	\$20	\$0	\$0
Construction	\$1,029	\$91	\$91	\$1,029	\$0	\$0

Project Title: CSO Baby Creek Screen Rehabilitation

Project Status: Project Execution - Construction

Class Lvl 1: Wastewater

Class Lvl 2: CSO Facilities

Class Lvl 3: Baby Creek

Lookup Location: Dearborn

Project New to CIP:

- Innovation**
- WW Master Plan**
- Water Master Plan Right Sizing**
- Redundancy**
- NE WTP Repurposing**
- Linear Assets Outside of Facilities**
- Predecessor Project(s)**



Project Engineer/Manager: Partho Ghosh

Director: Chris Nastally

Project Score

93.2

Problem Statement:

Based on the condition assessment conducted as a part of contract CS-299, the screens require rehabilitation to ensure long term viability.

Scope of Work/Project Alternatives:

The rehabilitation of Baby Creek Screens includes replacing/ repairing necessary parts to ensure system reliability and maintainability.

Other Important Info:

N/A

Current Expenses (All figures are in \$1,000's)

"Total Costs" include costs outside of the 10 year planning window

***Design & Construction costs are inclusive of salaries where salaries are not defined**

Activity Name	Total Costs	Actual Costs	Prior FYs	FY23	FY24	FY25	5 Year Total
GLWA Salaries	\$21	\$8	\$8	\$12	\$5	\$0	\$5
Professional Services	\$26	\$8	\$8	\$21	\$0	\$0	\$0
Design/Engineering	\$20	\$14	\$14	\$4	\$2	\$0	\$2
Construction	\$2,326	\$0	\$0	\$1,412	\$914	\$0	\$914

Project Title: Sewer System Infrastructure Improvements and Pumping Stations

Project Status: Project Execution - Design

Class Lvl 1: Wastewater

Class Lvl 2: Field Services

Class Lvl 3: Interceptor

Lookup Location: CSO Outfalls

Project New to CIP:

- Innovation**
- WW Master Plan**
- Water Master Plan Right Sizing**
- Redundancy**
- NE WTP Repurposing**
- Linear Assets Outside of Facilities**
- Predecessor Project(s)**



Infrastructure

Project Engineer/Manager: Mini Panicker

Director: Todd King

Project Score

0

Problem Statement:

VR-Gates, ISDs, and backwater gates are operational elements in the collection system that minimize untreated overflows and maximize flow to the WRRF and CSO control facilities. They have reached their life expectancy and need rehabilitation. Need to install Backwater gates at the DRI Outfalls that currently do not have backwater gates to prevent river inflow into the collection system. This program is for the rehabilitation of the infrastructural elements and for the as needed updating of the...

Scope of Work/Project Alternatives:

Evaluate the existing conditions of the VR-Gates, ISDs, Backwater Gates and Access Hatches Provide the necessary design, construction, and Construction Assistance for their installation, replacement or rehabilitation. Update of the collection system pumping station assets on an as needed basis.

Other Important Info:

Google map of VR-3 and VR-9 are included. VR-4, 5, 6, 10, 11 &13 are also part of the project.

Project History: GLWA interceptors and sewers were constructed in the early 1900s. The hatches and access covers secure operations and maintenance access points throughout the system for items such as the backwater gates, ISDs, and VRs. The backwater gates, ISDs, and VRs are all critical elements that control and divert flows throughout the system. Most of them have reached their life expectanc...

Project Title: Sewer System Infrastructure Improvements and Pumping Stations

Current Expenses (All figures are in \$1,000's)

“Total Costs” include costs outside of the 10 year planning window

***Design & Construction costs are inclusive of salaries where salaries are not defined**

Activity Name	Total Costs	Actual Costs	Prior FYs	FY23	FY24	FY25	FY26	FY27	FY28	5 Year Total	FY29-33
Capital Delivery Salary (was 222004)	\$526	\$0	\$0	\$40	\$49	\$49	\$49	\$49	\$49	\$243	\$243
TBD/Unallocated	\$499	\$0	\$0	\$0	\$0	\$0	\$0	\$0	\$0	\$0	\$499
Construction (3 Projects)	\$0	\$0	\$0	\$0	\$0	\$0	\$0	\$0	\$0	\$0	\$0
TBD - Future Allocation #3	\$0	\$0	\$0	\$0	\$0	\$0	\$0	\$0	\$0	\$0	\$0
TBD - Future Allocation #4	\$0	\$0	\$0	\$0	\$0	\$0	\$0	\$0	\$0	\$0	\$0

Project Title: Conveyance System Infrastructure Improvements

Project Status: Active - Procurement - Construction

Class Lvl 1: Wastewater

Class Lvl 2: Field Services

Class Lvl 3: Interceptor

Lookup Location: City of Detroit, Southfield, and others

Project New to CIP:

- Innovation**
- WW Master Plan**
- Water Master Plan Right Sizing**
- Redundancy**
- NE WTP Repurposing**
- Linear Assets Outside of Facilities**
- Predecessor Project(s)**



Infrastructure

Project Engineer/Manager: Mini Panicker

Director: Todd King

Project Score

60.1

Problem Statement:

VR-Gates, ISDs, and backwater gates are operational elements in the collection system that minimize untreated overflows and maximizing flow to the WRRF and CSO control facilities. They have reached their life expectancy and need rehabilitation.

Scope of Work/Project Alternatives:

Assess the structure and functionality of the VR-Gates, ISDs, Regulators, Backwater Gates, Access Hatches and provide Design, Construction, and Construction Assistance for their replacement or rehabilitation.

Other Important Info:

Rehabilitation will be in 2 different phases. Phase 1 will be the rehabilitation of the mechanical, structural and electrical equipment at 59 combined sewage outfall (CSO). Most of the work includes replacement of timber backwater gates, modifications to the regulator opening and replacement of regulator gates, and replacement of all instrumentation equipment. Phase 2 will be the rehabilitation of 14 ISDs and 2 DR facilities. These facilities are intended to store and release flow during time...

Current Expenses (All figures are in \$1,000's)

“Total Costs” include costs outside of the 10 year planning window

*Design & Construction costs are inclusive of salaries where salaries are not defined

Activity Name	Total Costs	Actual Costs	Prior FYs	FY23	FY24	FY25	FY26	FY27	5 Year Total
Capital Delivery Salary (was 222004)	\$490	\$31	\$31	\$92	\$109	\$109	\$109	\$42	\$369
Design/Engineering (1803709)	\$4,576	\$2,214	\$2,214	\$2	\$573	\$750	\$750	\$290	\$2,362
Construction	\$16,000	\$0	\$0	\$11,143	\$16,315	\$12,970	\$8,970	\$3,465	\$41,720

Project Title: Pump Station Assets Updates

Project Status: Active - Pre-Procurement
- Construction
Class Lvl 1: Wastewater
Class Lvl 2: Field Services
Class Lvl 3: General Purpose
Lookup Location: N/A
 Project New to CIP:

- Innovation**
- WW Master Plan**
- Water Master Plan Right Sizing**
- Redundancy**
- NE WTP Repurposing**
- Linear Assets Outside of Facilities**
- Predecessor Project(s)**



Project Engineer/Manager: Mini Panicker

Director: Biren Saparia

Project Score

59.6

Problem Statement:

Evaluation and upgrade of the Pumping Station elements needed to improve the conveyance of wastewater to the WRRF.

Scope of Work/Project Alternatives:

Evaluate/upgrade/replace the Sewer Pump Station elements to maintain the collection system transport capacity on an as needed basis.

Other Important Info:

N/A

Current Expenses (All figures are in \$1,000's)

“Total Costs” include costs outside of the 10 year planning window

*Design & Construction costs are inclusive of salaries where salaries are not defined

Activity Name	Total Costs	Actual Costs	Prior FYs	FY23	FY24	FY25	FY26	FY27	FY28	5 Year Total	FY29-33
GLWA Salaries	\$65	\$0	\$0	\$0	\$0	\$0	\$0	\$6	\$7	\$13	\$32
Design/Engineering	\$0	\$0	\$0	\$0	\$0	\$0	\$0	\$0	\$0	\$0	\$0
Construction	\$10,000	\$0	\$0	\$0	\$0	\$0	\$0	\$999	\$1,002	\$2,001	\$4,999

Project Title: WRRF ROOF REPLACEMENT FOR MULTIPLE FACILITIES PROGRAM

Project Status: Project Execution - Design

Class Lvl 1: Wastewater

Class Lvl 2: WRRF

Class Lvl 3: General Purpose

Lookup Location: WRRF

Project New to CIP:

- Innovation**
- WW Master Plan**
- Water Master Plan Right Sizing**
- Redundancy**
- NE WTP Repurposing**
- Linear Assets Outside of Facilities**
- Predecessor Project(s)**



Complex I

Project Engineer/Manager: Chris Wilson

Director: Chris Nastally

Project Score

0

Problem Statement:

Some of the roofs at GLWA WRRF facilities are near the end of their useful life. The roofs help to protect the expensive equipment by preventing rainwater entering into the facilities.

Scope of Work/Project Alternatives:

Inspect the roofing system conditions and assess drainage conditions on all the GLWA wastewater facility buildings. Document the roofing system inspections with high-quality photographs, scaled drawings, sketches, and inspection notes to describe the conditions and deficiencies of the roofing systems. Recommend the extent of roofing repairs and replacements required. Document the roof for each building inspected on the project. Classify the roofs into three main categories, 1) Roofs that requir...

Other Important Info:

Challenges: Roof material testing for asbestos before demolition and flashing will be challenging to manage as low levels of asbestos are very common in the GLWA's old roof type systems.

Project History: Majority of GLWA WRRF facilities have Built-Up-Roof (BUR) membrane systems commonly referred to as "tar and gravel" roofs. The old Administration building, and the Newer Administration building have tar and gravel type roof systems. The CSO RTB's and SDF's have metal and shingle type roofing...

Current Expenses (All figures are in \$1,000's)

"Total Costs" include costs outside of the 10 year planning window

*Design & Construction costs are inclusive of salaries where salaries are not defined

Activity Name	Total Costs	Actual Costs	Prior FYs	FY23	FY24	FY25	FY26	FY27	FY28	5 Year Total	FY29-33
GLWA Salaries	\$133	\$0	\$0	\$0	\$0	\$0	\$0	\$19	\$19	\$38	\$95
Design/Engineering	\$2,700	\$0	\$0	\$0	\$0	\$0	\$0	\$500	\$200	\$700	\$1,100
Construction	\$12,000	\$0	\$0	\$0	\$0	\$0	\$0	\$0	\$2,003	\$2,003	\$5,997

Project Title: 2022 WRRF Roof Improvements Project

Project Status: Project Execution - Design

Class Lvl 1: Wastewater

Class Lvl 2: WRRF

Class Lvl 3: General Purpose

Lookup Location: WRRF

Project New to CIP:

- Innovation**
- WW Master Plan**
- Water Master Plan Right Sizing**
- Redundancy**
- NE WTP Repurposing**
- Linear Assets Outside of Facilities**
- Predecessor Project(s)**



Project Engineer/Manager: Jared Buzo

Director: Chris Nastally

Project Score

77.9

Problem Statement:

This project stems from the 260800 WRRF Roof Replacement Program. This project will perform assessment on nearly all of the rooves at the WRRF, and prioritize the worst condition rooves for design of improvements to restore proper function to the rooves.

Scope of Work/Project Alternatives:

Perform assessment of all existing rooves and supporting structures, including parapets, penetrations, roof system, flashing, and coping. Provide report on rooves and prioritize highest need, perform design, bid out for construction and construct improvements.

Other Important Info:

N/A

Current Expenses (All figures are in \$1,000's)

"Total Costs" include costs outside of the 10 year planning window

***Design & Construction costs are inclusive of salaries where salaries are not defined**

Activity Name	Total Costs	Actual Costs	Prior FYs	FY23	FY24	FY25	5 Year Total
GLWA Salaries	\$44	\$0	\$0	\$14	\$17	\$13	\$30
Professional Services	\$24	\$14	\$14	\$12	\$0	\$0	\$0
Design/Engineering	\$500	\$63	\$63	\$148	\$178	\$141	\$319
Construction	\$4,278	\$0	\$0	\$0	\$2,143	\$2,135	\$4,278

Project Title: WRRF Facility Optimization Program

Project Status: Project Execution - Design

Class Lvl 1: Wastewater

Class Lvl 2: WRRF

Class Lvl 3: General Purpose

Lookup Location: WRRF

Project New to CIP:

- Innovation**
- WW Master Plan**
- Water Master Plan Right Sizing**
- Redundancy**
- NE WTP Repurposing**
- Linear Assets Outside of Facilities**
- Predecessor Project(s)**



Administration Building

Project Engineer/Manager: Chris Wilson

Director: Chris Nastally

Project Score

0

Problem Statement:

The existing WRRF is a product of numerous construction projects over nearly 90 years and consists of numerous process and other buildings with varying levels of use and practicality. It is critical to convey an image that reflects the pride and importance of the work that is done every day at this facility. This project will create a visitor center focusing on public education to impress the next generation of wastewater engineers, scientists and operators and enhance the facility creating a m...

Scope of Work/Project Alternatives:

The work consists of extending the evaluation performed as a part of Master Planning to design and construct site modifications including a new visitor center, demolition or repurposing of existing structures that are no longer used, consolidation or reconfiguration of administration, operations and maintenance staff and spaces, vehicle and equipment storage spaces, shops, etc. The project also includes site modifications to include improved site circulation, parking and fencing, green infrastr...

Other Important Info:

N/A

Current Expenses (All figures are in \$1,000's)

"Total Costs" include costs outside of the 10 year planning window

***Design & Construction costs are inclusive of salaries where salaries are not defined**

Activity Name	Total Costs	Actual Costs	Prior FYs	FY23	FY24	FY25	FY26	FY27	FY28	5 Year Total	FY29-33
GLWA Salaries	\$771	\$0	\$0	\$43	\$52	\$52	\$52	\$52	\$52	\$260	\$260
Design/Engineering	\$0	\$0	\$0	\$0	\$0	\$0	\$0	\$0	\$0	\$0	\$0
Construction	\$85,000	\$0	\$0	\$0	\$0	\$0	\$0	\$0	\$2,135	\$2,135	\$21,424

Project Title: Rehabilitation of HAZMAT Facility at WRRF

Project Status: Active - Procurement - Construction

Class Lvl 1: Wastewater

Class Lvl 2: WRRF

Class Lvl 3: General Purpose

Lookup Location: WRRF

Project New to CIP:

- Innovation**
- WW Master Plan**
- Water Master Plan Right Sizing**
- Redundancy**
- NE WTP Repurposing**
- Linear Assets Outside of Facilities**
- Predecessor Project(s)**



Project Engineer/Manager: Jared Buzo

Director: Chris Nastally

Project Score

52.1

Problem Statement:

The HAZMAT Security Specialists at the Water Resource Recovery Facility (WRRF) provide rapid response for GLWA operations, including site security and emergency response relating to leaks or spills of hazardous substances. There are approximately 3-4 specialists occupying the existing HAZMAT building daily, with a maximum of 5-6 specialists at certain times. The HAZMAT facility, which is located on the opposite side of Jefferson Road from the WRRF, is a single story, steel framed and concrete b...

Scope of Work/Project Alternatives:

The scope of work will renovate the existing HAZMAT building to right size the facility to:

- accommodate the GLWA HAZMAT team.
- accommodate the parking of one (1) pick-up truck type vehicle, two (2) response vehicles and a response trailer.
- demolish and construct new officer booth to accommodate one officer

Other Important Info:

N/A

Current Expenses (All figures are in \$1,000's)

"Total Costs" include costs outside of the 10 year planning window

***Design & Construction costs are inclusive of salaries where salaries are not defined**

Activity Name	Total Costs	Actual Costs	Prior FYs	FY23	FY24	FY25	5 Year Total
GLWA Salaries	\$19	\$0	\$0	\$7	\$8	\$4	\$12
Professional Services	\$22	\$20	\$20	\$5	\$0	\$0	\$0
Design/Engineering (1900318)	\$317	\$219	\$219	\$9	\$66	\$32	\$98
Construction	\$2,000	\$0	\$0	\$0	\$1,338	\$662	\$2,000

Project Title: WRRF 4th Floor Renovation

Project Status: Project Execution - Construction

Class Lvl 1: Wastewater

Class Lvl 2: WRRF

Class Lvl 3: General Purpose

Lookup Location: WRRF

Project New to CIP:

- Innovation**
- WW Master Plan**
- Water Master Plan Right Sizing**
- Redundancy**
- NE WTP Repurposing**
- Linear Assets Outside of Facilities**
- Predecessor Project(s)**



New Administration Building

Project Engineer/Manager: Nicolas Nicolas

Director: Chris Nastally

Project Score

59.5

Problem Statement:

The Wastewater Master Plan 'non-process space programming task' for the WRRF provided an overview of space needs, both current and future, to provide GLWA with the knowledge of space needs and a "roadmap" for building improvements utilizing holistic planning principles that yield several benefits including:

- Increased efficiencies and space utilizations in the Admin Building complex, consolidating operations work flows and optimizing the use of existing space.
- Standardization of office and...

Scope of Work/Project Alternatives:

GLWA plans to renovate a significant portion of the existing fourth floor of the New Administration Building, in order to house Engineering Design & CSO, Construction Engineering, and Local Asset Management groups. The area of renovation is approximately 15,980 gross square feet and will be a combination of enclosed perimeter offices and conference rooms, coupled with furniture cubicles, collaboration space, and a break area.

Other Important Info:

N/A

Current Expenses (All figures are in \$1,000's)

"Total Costs" include costs outside of the 10 year planning window

***Design & Construction costs are inclusive of salaries where salaries are not defined**

Activity Name	Total Costs	Actual Costs	Prior FYs	FY23	FY24	5 Year Total
GLWA Salaries	\$30	\$29	\$29	\$20	\$0	\$0
Design/Engineering	\$95	\$56	\$56	\$26	\$12	\$12
Construction	\$3,175	\$0	\$0	\$2,157	\$1,018	\$1,018

Project Title: WRRF Front Entrance Rehabilitation

Project Status: Project Execution - Design

Class Lvl 1: Wastewater

Class Lvl 2: WRRF

Class Lvl 3: General Purpose

Lookup Location: WRRF

Project New to CIP:

- Innovation**
- WW Master Plan**
- Water Master Plan Right Sizing**
- Redundancy**
- NE WTP Repurposing**
- Linear Assets Outside of Facilities**
- Predecessor Project(s)**



WRRF Front Entrance

Project Engineer/Manager: Charles Reinhart

Director: Chris Nastally

Project Score

52.4

Problem Statement:

The Great Lakes Water Authority's (GLWA) Water Resource Recovery Facility (WRRF) is the largest single wastewater treatment facility in the United States with nearly five hundred individuals that report to the facility on a regular basis including team members, visitors, and contractors. The main entry point to the facility is the entrance from Jefferson closest to the Rouge River bridge which handles the majority of the traffic entering the plant. Team members and Contractors with badge access...

Scope of Work/Project Alternatives:

The project will re-design the Front Entrance at WRRF to accommodate the traffic flow at the entrance, provide visitor parking prior to the automated barrier gate arm, improvement to the turnstiles and the Guard House. This may require relocation of existing infrastructure to provide the best workflow at the entrance. The scope of work includes the following:

- Re-design the parking and traffic flow at the front entrance.
- Minimize the pedestrian-vehicle conflicts at the north entrance to ...

Other Important Info:

N/A

Current Expenses (All figures are in \$1,000's)

"Total Costs" include costs outside of the 10 year planning window

***Design & Construction costs are inclusive of salaries where salaries are not defined**

Activity Name	Total Costs	Actual Costs	Prior FYs	FY23	FY24	FY25	5 Year Total
GLWA Salaries	\$36	\$1	\$1	\$13	\$15	\$6	\$22
Design/Engineering	\$634	\$226	\$226	\$168	\$236	\$95	\$331
Construction	\$3,330	\$0	\$0	\$224	\$2,216	\$890	\$3,106

Project Title: WRRF 3rd Floor Renovation

Project Status: Active - Procurement - Design

Class Lvl 1: Wastewater

Class Lvl 2: WRRF

Class Lvl 3: General Purpose

Lookup Location: WRRF

Project New to CIP:

- Innovation
- WW Master Plan**
- Water Master Plan Right Sizing
- Redundancy
- NE WTP Repurposing
- Linear Assets Outside of Facilities
- Predecessor Project(s)



Project Engineer/Manager: Alfredo Lava

Director: Chris Nastally

Project Score

40.5

Problem Statement:

GLWA is in the process of renovating the 4th floor of the New Administration Building. This renovation will consolidate document management, the CIP/Asset Management Teams, and Engineering. As a result of this renovation, and the previous renovation to the 2nd Floor, the 3rd floor is now ready for the next phase of renovation in accordance with the Wastewater Masterplan.

Scope of Work/Project Alternatives:

The plan is to renovate the 3rd floor to permit relocation of administration staff, OD, safety, and facilities teams to the 3rd floor to make room on the 1st floor (the last floor to be renovated). This plan will also make the 3rd floor more secure and in line with renovations performed on the 2nd floor and being performed on the 4th floor.

Other Important Info:

Project is currently in procurement.

Current Expenses (All figures are in \$1,000's)

"Total Costs" include costs outside of the 10 year planning window

***Design & Construction costs are inclusive of salaries where salaries are not defined**

Activity Name	Total Costs	Actual Costs	Prior FYs	FY23	FY24	FY25	FY26	FY27	5 Year Total
GLWA Salaries	\$31	\$4	\$4	\$6	\$7	\$6	\$6	\$2	\$22
Design/Engineering	\$215	\$0	\$0	\$168	\$7	\$31	\$10	\$0	\$47
Construction	\$3,175	\$0	\$0	\$0	\$0	\$372	\$2,122	\$680	\$3,175

Project Title: WRRF Plumbing Shop Renovation - 260905

Project Status: Project Execution - Design

Class Lvl 1: Wastewater

Class Lvl 2: WRRF

Class Lvl 3: General Purpose

Lookup Location: N/A

Project New to CIP:

- Innovation**
- WW Master Plan**
- Water Master Plan Right Sizing**
- Redundancy**
- NE WTP Repurposing**
- Linear Assets Outside of Facilities**
- Predecessor Project(s)**



Project Engineer/Manager: Chris Nastally

Director: Chris Nastally

Project Score

0

Problem Statement:

The plumbing shop building is approximately 35 years old. It requires renovations to ensure proper function of the building for the next 20 years.

Scope of Work/Project Alternatives:

Do nothing is not an option. Rehab is recommended and while performing these renovations, we will ensure the building's function will be sufficient to suit the needs of the WRRF for the next 20 years. By renovating the building and providing a proper space for logistics and materials team to properly store and access items frequently used at the plant for operations and maintenance to ensure continuity of operations. This will include demolition of interior floor space, establishment of storage r...

Other Important Info:

Repurpose of a building that is not being properly utilized to a space that can best serve the WRRF.

Current Expenses (All figures are in \$1,000's)

"Total Costs" include costs outside of the 10 year planning window

***Design & Construction costs are inclusive of salaries where salaries are not defined**

Activity Name	Total Costs	Actual Costs	Prior FYs	FY23	FY24	FY25	5 Year Total
GLWA Salaries	\$0	\$0	\$0	\$0	\$0	\$0	\$0
Professional Services (CS-272)	\$18	\$0	\$0	\$18	\$0	\$0	\$0
Design/Engineering	\$170	\$0	\$0	\$59	\$83	\$28	\$111
Construction	\$2,000	\$0	\$0	\$0	\$1,502	\$498	\$2,000

Project Title: WRRF Rehabilitation of the Secondary Clarifiers

Project Status: Future Planned - Within 5 Year Plan

Class Lvl 1: Wastewater

Class Lvl 2: WRRF

Class Lvl 3: Secondary Treatment and Disinfection

Lookup Location: WRRF

Project New to CIP:

- Innovation**
- WW Master Plan**
- Water Master Plan Right Sizing**
- Redundancy**
- NE WTP Repurposing**
- Linear Assets Outside of Facilities**
- Predecessor Project(s)**



Project Engineer/Manager: Chris Wilson

Director: Chris Nastally

Project Score

0

Problem Statement:

The secondary clarifiers need to be inspected and rehabilitated for certain components such as the rake arms.

Scope of Work/Project Alternatives:

This project will provide for inspection, study, design, and construction for refurbishing the secondary clarifiers. A key component will be the inspection of the concrete and the rake arms. Once the condition of these components is determined, alternatives will be evaluated, and the selected alternative will be designed and constructed. The scope will also include evaluating and designing isolation gates for the individual clarifiers. The B Houses have energy intensive HVAC units. These w...

Other Important Info:

Challenges: This will be a long-term project because only one or two clarifiers can be taken out of service at a time. Also, there may be different levels of rehabilitation for each clarifier depending upon the results of the inspection.

Project History: There are 25 secondary clarifiers at the WRRF. They have been rehabilitated in the past for other components such as RAS pumps, troughs and weirs, and center drives. It is time to refurbish some of the other key components.

Current Expenses (All figures are in \$1,000's)

"Total Costs" include costs outside of the 10 year planning window

***Design & Construction costs are inclusive of salaries where salaries are not defined**

Activity Name	Total Costs	Actual Costs	Prior FYs	FY23	FY27	FY28	5 Year Total	FY29-33
GLWA Salaries	\$337	\$0	\$0	\$0	\$0	\$0	\$0	\$187
Design/Engineering	\$0	\$0	\$0	\$0	\$0	\$0	\$0	\$0
Construction	\$39,000	\$0	\$0	\$0	\$0	\$0	\$0	\$7,796

Project Title: WRRF Rehabilitation of the Secondary Clarifiers Phase 1

Project Status: Future Planned - Within 5 Year Plan
Class Lvl 1: Wastewater
Class Lvl 2: WRRF
Class Lvl 3: Secondary Treatment and Disinfection
Lookup Location: WRRF
 Project New to CIP:

- Innovation**
- WW Master Plan**
- Water Master Plan Right Sizing**
- Redundancy**
- NE WTP Repurposing**
- Linear Assets Outside of Facilities**
- Predecessor Project(s)**



Project Engineer/Manager: Chris Wilson

Director: Chris Nastally

Project Score

72

Problem Statement:

The secondary clarifiers need to be inspected and rehabilitated for certain components such as the rake arms.

Scope of Work/Project Alternatives:

This project will provide for inspection, study, design, and construction for refurbishing the first two secondary clarifiers. A key component will be the inspection of the concrete and the rake arms. Once the condition of these components is determined, alternatives will be evaluated, and the selected alternative will be designed and constructed. The scope will also include evaluating and designing isolation gates for the individual clarifiers. The B Houses have energy intensive HVAC units...

Other Important Info:

Challenges: This will be a long-term project because only one or two clarifiers can be taken out of service at a time. Also, there may be different levels of rehabilitation for each clarifier depending upon the results of the inspection.

Project History: There are 25 secondary clarifiers at the WRRF. They have been rehabilitated in the past for other components such as RAS pumps, troughs and weirs, and center drives. It is time to refurbish some of the other key components.

Current Expenses (All figures are in \$1,000's)

"Total Costs" include costs outside of the 10 year planning window

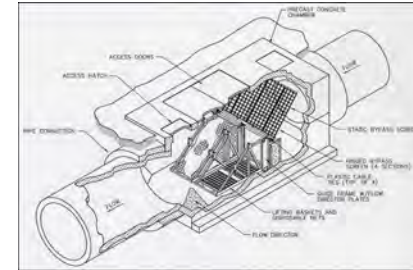
***Design & Construction costs are inclusive of salaries where salaries are not defined**

Activity Name	Total Costs	Actual Costs	Prior FYs	FY23	FY24	FY25	FY26	FY27	FY28	5 Year Total	FY29-33
GLWA Salaries	\$170	\$0	\$0	\$0	\$13	\$19	\$19	\$19	\$19	\$90	\$80
Professional Services	\$597	\$0	\$0	\$597	\$0	\$0	\$0	\$0	\$0	\$0	\$0
Design/Engineering	\$3,174	\$0	\$0	\$0	\$149	\$223	\$223	\$389	\$424	\$1,408	\$1,766
Construction	\$15,000	\$0	\$0	\$0	\$0	\$0	\$0	\$2,067	\$2,505	\$4,571	\$10,429

Project Title: Pilot CSO Netting Facility

Project Status: Active - Pre-Procurement
- Design
Class Lvl 1: Wastewater
Class Lvl 2: CSO Facilities
Class Lvl 3: Multiple CSO Facilities
Lookup Location: Detroit River - near MacArthur Bridge
 Project New to CIP:

- Innovation
- WW Master Plan**
- Water Master Plan Right Sizing**
- Redundancy
- NE WTP Repurposing**
- Linear Assets Outside of Facilities**
- Predecessor Project(s)**



Netting Facility

Project Engineer/Manager: Chris Nastally

Director: Chris Nastally

Project Score

89.6

Problem Statement:

This problem statement has been revised based on updates and negotiations currently taking place between MDOT, DWSD, and GLWA for the I-94 Modernization project planned by MDOT. The use of the drainage system and negotiations between the three entities has resulted in the pilot location for netting facilities to be shifted to Outfalls B-3, B-4, and B-5. These outfalls are on the GLWA list for outfalls that require treatment to satisfy long term CSO control. This project is anticipated to be ...

Scope of Work/Project Alternatives:

Inspect the 3 outfalls, perform a study to establish requirements for the netting facilities with respect to screening, disinfection, flow measurement, sampling, hydraulic gradeline, and bypass. Perform design services to carry the elements identified in the study forward for construction drawings and specifications. Perform services to establish locations for the required facilities, and assistance in land and easement acquisition to facilitate the improvements. Provide bidding, constructi...

Other Important Info:

GLWA staff conducted a field inspection in 2019 of CSO outfall netting facilities constructed in Cleveland in 2004. There are different types of CSO net installations, and GLWA believes that in-line nets provide for the most efficient operation and maintenance.

Project Title: Pilot CSO Netting Facility

Current Expenses (All figures are in \$1,000's)
"Total Costs" include costs outside of the 10 year planning window
***Design & Construction costs are inclusive of salaries where salaries are not defined**

Activity Name	Total Costs	Actual Costs	Prior FYs	FY23	FY24	FY25	FY26	FY27	FY28	5 Year Total	FY29-33
GLWA Salaries	\$412	\$0	\$0	\$0	\$0	\$0	\$0	\$0	\$0	\$0	\$0
Professional Services	\$0	\$0	\$0	\$0	\$0	\$0	\$0	\$0	\$0	\$0	\$0
Design/Engineering	\$6,015	\$0	\$0	\$0	\$0	\$0	\$0	\$0	\$0	\$0	\$0
Design/Engineering (CA)	\$2,607	\$0	\$0	\$0	\$0	\$0	\$0	\$0	\$0	\$0	\$0
Construction (Build) #1	\$26,000	\$0	\$0	\$0	\$0	\$0	\$0	\$0	\$0	\$0	\$0

Project Title: Meldrum Sewer Diversion and VR-15 Improvements

Project Status: Future Planned - Within 5 Year Plan
Class Lvl 1: Wastewater
Class Lvl 2: CSO Facilities
Class Lvl 3: Multiple CSO Facilities
Lookup Location: Sewers and Interceptors
 Project New to CIP:

- Innovation
- WW Master Plan**
- Water Master Plan Right Sizing
- Redundancy
- NE WTP Repurposing
- Linear Assets Outside of Facilities
- Predecessor Project(s)



Project Engineer/Manager: Mini Panicker

Director: Biren Saparia

Project Score

88.7

Problem Statement:

The Meldrum Sewer is an uncontrolled CSO that discharges through outfall B-07. Currently, this is an untreated CSO discharge. Untreated CSO discharges allow debris and bacteria make their way into fresh water bodies and are damaging to public health and the environment. The NPDES permit requires control of this outfall to Michigan water quality standards. The Leib Screening and Disinfection Facility was designed with capacity to screen and disinfect the Meldrum Sewer CSO flow, but current...

Scope of Work/Project Alternatives:

The scope of work involves connecting the Meldrum sewer to the Conant-Mt. Elliot Sewer with a diversion pipe that is 5 feet in diameter. New gates will be installed in the Meldrum sewer which direct flow through this diversion and into the Conant-Mt. Elliot sewer, which would then be processed through the Leib Screening and Disinfection Facility. These gates would allow dry weather flow to pass through the Meldrum sewer to the DRI, and would divert wet-weather to Leib SDF. This would reduce ...

Other Important Info:

Recommended in DWSD LTCSO Plan of 2008. This project is driven by recommendations from the Long Term CSO Control Plan from 2008 and further evaluation and recommendation from the Wastewater Masterplan Project (2019).

Current Expenses (All figures are in \$1,000's)

“Total Costs” include costs outside of the 10 year planning window

*Design & Construction costs are inclusive of salaries where salaries are not defined

Activity Name	Total Costs	Actual Costs	Prior FYs	FY23	FY24	FY25	FY26	FY27	FY28	5 Year Total	FY29-33
GLWA Salaries	\$354	\$0	\$0	\$0	\$0	\$0	\$0	\$88	\$89	\$177	\$177
Professional Services	\$0	\$0	\$0	\$0	\$0	\$0	\$0	\$0	\$0	\$0	\$0
Design & Construction Assistance # 1	\$1,047	\$0	\$0	\$0	\$0	\$0	\$0	\$208	\$280	\$488	\$558
Construction (Build) # 1	\$4,453	\$0	\$0	\$0	\$0	\$0	\$0	\$640	\$1,272	\$1,912	\$2,541

Project Title: Long Term CSO Control Plan

Project Status: Project Execution - Design

Class Lvl 1: Wastewater

Class Lvl 2: CSO Facilities

Class Lvl 3: Multiple CSO Facilities

Lookup Location: City of Detroit

Project New to CIP:

- Innovation**
- WW Master Plan**
- Water Master Plan Right Sizing**
- Redundancy**
- NE WTP Repurposing**
- Linear Assets Outside of Facilities**
- Predecessor Project(s)**



Project Engineer/Manager: Tim Kuhns

Director: Tim Kuhns

Project Score

88

Problem Statement:

The NPDES permit which governs CSO Discharges for GLWA requires GLWA to provide for prohibition, elimination, or adequate treatment of combined sewer discharges containing raw sewage. The current plans of 2008 and 2010 were approved by the EGLE (formerly MDEQ) and are the current plans of record. The new NPDES permit issued in July of 2019 opened the door for GLWA to refresh the Long Term Plan and submit to EGLE for review and approval by 11/15/2022. There are 56 total untreated outfalls ope...

Scope of Work/Project Alternatives:

This project will be a predecessor project to executing a long term CSO control plan, as required by the NPDES permit. This project will include evaluation of the requirements and work done under the 2008 and 2010 current plans of record, evaluation of elements within the Wastewater Masterplan aimed at CSO Control, evaluation of affordability, evaluation and siting of specific projects to be executed, and evaluation and programming of recommended projects to address affordability. The RFP for...

Other Important Info:

The wastewater masterplan, has identified elements that are a part of the Long Term Plan, including a new storage conduit on the west-side for first flush capture, in-system storage dams, system diversions, and some strategically selected netting facility locations . These will need to be evaluated further under this project and also evaluated against current system requirements, and former Long Term requirements and plans set forth in 2008 and 2010.

Project Title: Long Term CSO Control Plan

Current Expenses (All figures are in \$1,000's)

"Total Costs" include costs outside of the 10 year planning window

***Design & Construction costs are inclusive of salaries where salaries are not defined**

Activity Name	Total Costs	Actual Costs	Prior FYs	FY23	FY24	FY25	5 Year Total
GLWA Salaries	\$105	\$0	\$0	\$31	\$37	\$37	\$74
Professional Services	\$1,422	\$1,122	\$1,122	\$300	\$0	\$0	\$0
Contractual Professional Services (CS-200)	\$2,146	\$240	\$240	\$1,906	\$0	\$0	\$0
Contractual Professional Services (1904197)	\$7,749	\$3,169	\$3,169	\$1,751	\$2,114	\$716	\$2,830
Contractual Professional Services (U of M 2001434)	\$637	\$312	\$312	\$348	\$0	\$0	\$0
Design & Construction Assistance	\$548	\$0	\$0	\$161	\$194	\$194	\$388

Project Title: Oakwood and Leib CSO Facilities Improvement Project

Project Status: Active - Procurement - Board Approved - Design
Class Lvl 1: Wastewater
Class Lvl 2: CSO Facilities
Class Lvl 3: Multiple CSO Facilities
Lookup Location: Oakwood/Leib
 Project New to CIP:

- Innovation
- WW Master Plan**
- Water Master Plan Right Sizing**
- Redundancy
- NE WTP Repurposing**
- Linear Assets Outside of Facilities**
- Predecessor Project(s)**



Oakwood / Leib Cover photo

Project Engineer/Manager: Scott Worth

Director: Chris Nastally

Project Score

79.4

Problem Statement:

The Leib CSO Facility has been under utilized for the last 20 years. The WWMP recommended a diversion to the facility which will increase utilization and close an untreated CSO outfall. To prepare for this increased utilization, improvements to the facility are required. The chemical system has functionally failed and the screening system presents operational and maintenance difficulties (pilot facility with different types of screens requiring different maintenance and having different fail...

Scope of Work/Project Alternatives:

To be prepare for the Meldrum Diversion project, the following are needed. Replacement of fine screens, the chemical feed system, improved automation for chemical dosing, improved access, miscellaneous electrical/HVAC and I&C improvements, a new road to improve safety, as well as various safety improvements to facility hatches. The scope of work was refined under CS-299 (CSO Facilities Assessment Project). The following improvements will be planned for: The manual screening in the pump stati...

Other Important Info:

This is a predecessor project to the Meldrum diversion project and should be constructed prior to completion of the Meldrum Diversion to permit use and testing of equipment installed as a part of that project. This project is intended to be completed within a 24 month window from the completion of the NWI diversion project. Given anticipated difficulties of that project, it is likely that this project will be completed much earlier than the NWI diversion and ideally before the NWI diversion to...

Current Expenses (All figures are in \$1,000's)

"Total Costs" include costs outside of the 10 year planning window

***Design & Construction costs are inclusive of salaries where salaries are not defined**

Activity Name	Total Costs	Actual Costs	Prior FYs	FY23	FY24	FY25	FY26	FY27	FY28	5 Year Total	FY29-33
GLWA Salaries	\$187	\$19	\$19	\$21	\$26	\$26	\$26	\$26	\$26	\$128	\$20
Professional Services	\$31	\$51	\$51	(\$20)	\$0	\$0	\$0	\$0	\$0	\$0	\$0
Design/Engineering (NEW to CIP 2023)	\$7,333	\$0	\$0	\$1,756	\$2,157	\$1,291	\$507	\$582	\$583	\$5,120	\$457
Construction	\$9,000	\$0	\$0	\$0	\$0	\$0	\$2,142	\$2,459	\$2,466	\$7,067	\$1,933

Project Title: CSO Facility Safety Improvements and Building Rehabilitation

Project Status: Reclassified

Class Lvl 1: Wastewater

Class Lvl 2: CSO Facilities

Class Lvl 3: Multiple CSO Facilities

Lookup Location: Various CSO Facilities

Project New to CIP:

- Innovation**
- WW Master Plan**
- Water Master Plan Right Sizing**
- Redundancy**
- NE WTP Repurposing**
- Linear Assets Outside of Facilities**
- Predecessor Project(s)**



Project Engineer/Manager: Ariadna Risher

Director: Navid Mehram

Project Score

0

Problem Statement:

Project was reclassified with 270006.

A safety inspection of GLWA's nine CSO facilities was conducted under CS-299. A list of safety-related issues and corrective actions was generated. Most of the issues are related to the lack of proper fall protection around the numerous hatch openings at each facility. An assessment of building-related issues was also conducted under CS-299. These include damaged sealant around doors, windows, other wall penetrations, control/expansion joints; corrosion ...

Scope of Work/Project Alternatives:

This project provides proper fall protection and address fall/trip hazards for all the nine CSO facilities with the addition of features such as temporary railings, nets, chains, portable davit and ladders with retractable safety posts. It also addresses various building/architectural issues with doors, windows, room finishes, floors and ceiling coating systems, stairways, and corrosion of visible steel members for all nine CSO facilities. The goal of this rehabilitation is to prevent the issu...

Other Important Info:

The building rehabilitation work is bring combined with the safety issues because of the similarity of the design disciplines and the similar nature of construction work.

Primary Driver: Public Health and Safety

Project Title: CSO Facility Safety Improvements and Building Rehabilitation

Current Expenses (All figures are in \$1,000's)

“Total Costs” include costs outside of the 10 year planning window

***Design & Construction costs are inclusive of salaries where salaries are not defined**

Activity Name	Total Costs	Actual Costs	Prior FYs	FY23	FY24	FY25	FY26	FY27	FY28	5 Year Total	FY29-33
GLWA Salaries	\$1	\$0	\$0	\$0	\$0	\$0	\$0	\$0	\$0	\$1	\$0
Professional Services (CS-166)	\$41	\$41	\$41	\$0	\$0	\$0	\$0	\$0	\$0	\$0	\$0
Professional Services (CS-272)	(\$41)	(\$41)	(\$41)	\$0	\$0	\$0	\$0	\$0	\$0	\$0	\$0
Design/Engineering	\$0	\$0	\$0	\$0	\$0	\$0	\$0	\$0	\$0	\$0	\$0
Construction	\$0	\$0	\$0	\$0	\$0	\$0	\$0	\$0	\$0	\$0	\$0

Project Title: CSO Facilities Improvements II

Project Status: Active - Procurement - Design

Class Lvl 1: Wastewater

Class Lvl 2: CSO Facilities

Class Lvl 3: Multiple CSO Facilities

Lookup Location: Various CSO Facilities

Project New to CIP:

- Innovation**
- WW Master Plan**
- Water Master Plan Right Sizing**
- Redundancy**
- NE WTP Repurposing**
- Linear Assets Outside of Facilities**
- Predecessor Project(s)**



270006_08-24-2021

Project Engineer/Manager: Ariadna Risher

Director: Chris Nastally

Project Score

61

Problem Statement:

There is a need to update the Ovation control system to the latest version and increase monitoring capabilities at Baby Creek and Belle Isle CSO Facilities. The lighting at these facilities is poor or non-existent in some locations, which makes for unsafe working conditions. At Baby Creek, there is a need for additional flow meters, level sensors, process cameras, and local control for the screens. At Belle Isle, there is a need to have the ability to control this facility from the Conner Creek...

Scope of Work/Project Alternatives:

This project addresses O&M and safety issues at Baby Creek and Belle Isle to make them more reliable. This project updates the Ovation control system to the latest version which will enhance the overall performance of these facilities. Additional lighting will be provided at selected locations at both the facilities. At Baby Creek, redundant level sensors will be removed and additional flow meters, level sensors, process cameras and local control for the screens will be provided. At Belle Isle,...

Other Important Info:

N/A

Project Title: CSO Facilities Improvements II

Current Expenses (All figures are in \$1,000's)

“Total Costs” include costs outside of the 10 year planning window

***Design & Construction costs are inclusive of salaries where salaries are not defined**

Activity Name	Total Costs	Actual Costs	Prior FYs	FY23	FY24	FY25	FY26	FY27	FY28	5 Year Total	FY29-33
GLWA Salaries	\$133	\$8	\$8	\$10	\$20	\$19	\$19	\$19	\$20	\$98	\$20
Professional Services (CS-272)	\$130	\$62	\$62	\$76	\$0	\$0	\$0	\$0	\$0	\$0	\$0
Professional Services (CS-166)	\$45	\$0	\$0	\$45	\$0	\$0	\$0	\$0	\$0	\$0	\$0
Design/Engineering	\$2,891	\$0	\$0	\$322	\$867	\$542	\$0	\$216	\$465	\$2,091	\$478
Construction	\$11,598	\$0	\$0	\$0	\$0	\$0	\$0	\$2,162	\$4,655	\$6,816	\$4,782

Project Title: Disinfection System Improvements at Baby Creek, Belle Isle, Conner Creek, and Puritan Fenkell CSO Facilities

Project Status: Future Planned - Within 5 Year Plan
Class Lvl 1: Wastewater
Class Lvl 2: CSO Facilities
Class Lvl 3: Multiple CSO Facilities
Lookup Location: Wayne
 Project New to CIP:

- Innovation**
- WW Master Plan**
- Water Master Plan Right Sizing**
- Redundancy**
- NE WTP Repurposing**
- Linear Assets Outside of Facilities**
- Predecessor Project(s)**



Project Engineer/Manager: Kashmira Patel

Director: Chris Nastally

Project Score

57

Problem Statement:

The chemical feed pumps and systems at these facilities are expensive to maintain and there is a lack of automation of the feed systems. Each facility has a different type of chemical pump, making O&M more difficult and site specific. At Baby Creek, the floor in the Chemical Room is flat and the coating has been degraded by sodium hypochlorite spills.

Scope of Work/Project Alternatives:

This project replaces the chemical feed systems at each facility with standardized and automated feed systems. Other improvements include providing a sloped floor with a corrosion resistant coating in the Baby Creek Chemical Room and installation of a ladder and railing system to access the top of the carbon vessel of the Belle Isle odor control system for carbon replacement.

Other Important Info:

None

Current Expenses (All figures are in \$1,000's)

"Total Costs" include costs outside of the 10 year planning window

***Design & Construction costs are inclusive of salaries where salaries are not defined**

Activity Name	Total Costs	Actual Costs	Prior FYs	FY23	FY25	FY26	FY27	FY28	5 Year Total	FY29-33
GLWA Salaries	\$75	\$0	\$0	\$0	\$2	\$11	\$11	\$11	\$34	\$41
Design/Engineering	\$4,323	\$0	\$0	\$0	\$199	\$1,071	\$1,071	\$1,074	\$3,415	\$909
Construction	\$3,893	\$0	\$0	\$0	\$0	\$0	\$0	\$0	\$0	\$3,893

Project Title: Flushing System Improvements at Conner Creek and St. Aubin CSO Facilities

Project Status: Future Planned - Within 5 Year Plan
Class Lvl 1: Wastewater
Class Lvl 2: CSO Facilities
Class Lvl 3: Multiple CSO Facilities
Lookup Location: Various CSO Facilities
 Project New to CIP:

- Innovation**
- WW Master Plan**
- Water Master Plan Right Sizing**
- Redundancy**
- NE WTP Repurposing**
- Linear Assets Outside of Facilities**
- Predecessor Project(s)**



Project Engineer/Manager: TBD

Director: Chris Nastally

Project Score

74.4

Problem Statement:

At Conner Creek, a significant amount of solids accumulate in the influent area just upstream of the bar screens. The original flushing system is ineffective and is non-functional. Currently, GLWA staff use a bobcat to fill a dumpster to remove some of the solids and rely on fire hoses to remove the rest - both of which are labor intensive, costly, and involve safety issues.

Also at Conner Creek, the flushing reservoirs in the basin require the use of potable water (after the initial flus...

Scope of Work/Project Alternatives:

This project provides improvements in the influent area of Conner Creek to allow for more efficient removal of accumulated solids and to make the entire influent area more accessible for bobcat maneuverability throughout the entire influent area.

This project also provides for river water as a source of flushing water in the basin, which will provide water savings and will significantly reduce the time to fill the reservoirs.

At St. Aubin, the project includes a new effluent conduit f...

Other Important Info:

The Conner Creek flushing work is being combined with St. Aubin because of the similarity of the design and nature of construction.

Current Expenses (All figures are in \$1,000's)

"Total Costs" include costs outside of the 10 year planning window

***Design & Construction costs are inclusive of salaries where salaries are not defined**

Activity Name	Total Costs	Actual Costs	Prior FYs	FY23	FY24	FY25	FY26	FY27	FY28	5 Year Total	FY29-33
GLWA Salaries	\$64	\$0	\$0	\$0	\$0	\$2	\$9	\$9	\$9	\$29	\$35
Design/Engineering	\$1,401	\$0	\$0	\$0	\$0	\$58	\$315	\$315	\$154	\$841	\$561
Construction	\$5,605	\$0	\$0	\$0	\$0	\$0	\$0	\$0	\$0	\$0	\$5,605

Project Title: Site Improvements at St. Aubin, Belle Isle, and Baby Creek CSO Facilities

Project Status: Future Planned - Within 5 Year Plan

Class Lvl 1: Wastewater

Class Lvl 2: CSO Facilities

Class Lvl 3: Multiple CSO Facilities

Lookup Location: Wayne

Project New to CIP:

- Innovation**
- WW Master Plan**
- Water Master Plan Right Sizing**
- Redundancy**
- NE WTP Repurposing**
- Linear Assets Outside of Facilities**
- Predecessor Project(s)**



Project Engineer/Manager: Kashmira Patel

Director: Chris Nastally

Project Score

54.6

Problem Statement:

A number of site-related improvements were identified at St. Aubin, Belle Isle and Baby Creek CSO Facilities under CS-299. At the St. Aubin outfall these include: 1) poor drainage in the access drive area between Atwater St. and the fenced area; 2) fencing in disrepair; 3) difficulty in removing hatch plates and 4) limited access to the backwater gates. Poor drainage of the access drive has damaged the road surface and created issues with accessibility to the secured area. In addition, the conc...

Scope of Work/Project Alternatives:

This project includes site improvements at these three CSO facilities. At St. Aubin, various site improvements will be made to address the problems noted above. At Belle Isle, the concrete pavement will be extended to provide an adequate turning radius for the chemical delivery trucks, and other site improvements will be made to address drainage issues. At Baby Creek, a new stop log storage shelter will be constructed to provide protection from UV light for the stop log seals.

Other Important Info:

None

Current Expenses (All figures are in \$1,000's)

"Total Costs" include costs outside of the 10 year planning window

***Design & Construction costs are inclusive of salaries where salaries are not defined**

Activity Name	Total Costs	Actual Costs	Prior FYs	FY23	FY27	FY28	5 Year Total	FY29-33
GLWA Salaries	\$12	\$0	\$0	\$0	\$0	\$2	\$3	\$10
Design/Engineering	\$276	\$0	\$0	\$0	\$15	\$76	\$91	\$184
Construction	\$1,102	\$0	\$0	\$0	\$0	\$0	\$0	\$1,102

Project Title: HVAC Improvements at Puritan Fenkell and Seven Mile CSO Facilities

Project Status: Future Planned - Within 5 Year Plan
Class Lvl 1: Wastewater
Class Lvl 2: CSO Facilities
Class Lvl 3: Multiple CSO Facilities
Lookup Location: Various CSO Facilities
 Project New to CIP:

- Innovation**
- WW Master Plan**
- Water Master Plan Right Sizing**
- Redundancy**
- NE WTP Repurposing**
- Linear Assets Outside of Facilities**
- Predecessor Project(s)**



Project Engineer/Manager: Brooke Ballard

Director: Chris Nastally

Project Score

57.8

Problem Statement:

A number of HVAC-related improvements were identified as needed at Puritan-Fenkell and Seven Mile CSO Facilities under CS-299. The improvements at both facilities require replacement of a large amount of HVAC equipment, due to age of the equipment or need to improve access for maintenance, and to provide monitoring for code compliance in the Odor Control and Headworks area.

Scope of Work/Project Alternatives:

This project includes replacement of HVAC equipment including PACU-1, HVU-1, HVU-2, HVU-3, SF-1, SF-2, and exhaust fans at both Puritan-Fenkell and Seven Mile CSO Facilities. Also, the project includes improvements to enhance safety in the Odor Control and Headworks areas at both the facilities to comply with NFPA 820. It also includes removal of HVAC equipment from the shunt channel and effluent channel since it is not used and are inoperable.

Other Important Info:

NA

Current Expenses (All figures are in \$1,000's)

"Total Costs" include costs outside of the 10 year planning window

***Design & Construction costs are inclusive of salaries where salaries are not defined**

Activity Name	Total Costs	Actual Costs	Prior FYs	FY23	FY24	FY25	FY26	FY27	FY28	5 Year Total	FY29-33
GLWA Salaries	\$14	\$0	\$0	\$0	\$0	\$2	\$2	\$2	\$2	\$10	\$4
Design/Engineering	\$302	\$0	\$0	\$0	\$15	\$83	\$82	\$8	\$45	\$234	\$67
Construction	\$1,207	\$0	\$0	\$0	\$0	\$0	\$0	\$80	\$452	\$532	\$674

Project Title: HVAC Improvements at Conner Creek and Belle Isle CSO Facilities

Project Status: Future Planned - Ten-Year CIP

Class Lvl 1: Wastewater

Class Lvl 2: CSO Facilities

Class Lvl 3: Multiple CSO Facilities

Lookup Location: Detroit

Project New to CIP:

- Innovation**
- WW Master Plan**
- Water Master Plan Right Sizing**
- Redundancy**
- NE WTP Repurposing**
- Linear Assets Outside of Facilities**
- Predecessor Project(s)**



Project Engineer/Manager: Kashmira Patel

Director: Chris Nastally

Project Score

70.5

Problem Statement:

A number of HVAC-related improvements were identified at Conner Creek and Belle Isle CSO Facilities under the CS-299 Facilities Assessment. Most of the improvements are related to ventilation, access to HVAC equipment and heating/cooling systems.

Scope of Work/Project Alternatives:

The project includes improvements to enhance safety in the Odor Control area at Belle Isle to comply with NFPA 820, as well as improve access to HVAC equipment in the Chemical Room and Odor Control Area. Other improvements at Belle Isle include the replacement of the unit heaters and improvements in the cooling of the Control Room and Sample Room. At Conner Creek, the project includes improvements to the heating of the Maintenance Shop, Electrical Room, and Control Room, and access to the Chemi...

Other Important Info:

None

Current Expenses (All figures are in \$1,000's)

"Total Costs" include costs outside of the 10 year planning window

***Design & Construction costs are inclusive of salaries where salaries are not defined**

Activity Name	Total Costs	Actual Costs	Prior FYs	FY23	FY29-33
GLWA Salaries	\$4	\$0	\$0	\$0	\$3
Design/Engineering	\$107	\$0	\$0	\$0	\$89
Construction	\$307	\$0	\$0	\$0	\$118

Project Title: Control System Upgrades at Conner Creek, Oakwood, and Puritan Fenkell CSO Facilities

Project Status: Future Planned - Within 5 Year Plan
Class Lvl 1: Wastewater
Class Lvl 2: CSO Facilities
Class Lvl 3: Multiple CSO Facilities
Lookup Location: Various CSO Facilities
 Project New to CIP:

- Innovation**
- WW Master Plan**
- Water Master Plan Right Sizing**
- Redundancy**
- NE WTP Repurposing**
- Linear Assets Outside of Facilities**
- Predecessor Project(s)**



Project Engineer/Manager: Brooke Ballard

Director: Chris Nastally

Project Score

59

Problem Statement:

There is a need to update the existing control system to the latest version of Ovation in order to standardize equipment and increase monitoring capabilities at Conner Creek, Oakwood, and Puritan-Fenkell CSO Facilities. In addition, lighting at these facilities is poor or non-existent in some locations, which makes for unsafe working conditions. There is a need for additional flow meters, level sensors, and process cameras at these facilities. Similar issues related to lighting, remote control ...

Scope of Work/Project Alternatives:

This project addresses control system and I&C issues at Conner Creek, Oakwood, and Puritan-Fenkell. The Ovation control system will be updated to the latest version, which will enhance overall performance. Additional lighting will be provide at these facilities to improve worker safety. At Conner Creek, redundant level sensors will be removed, a new flow meter for dewatering flow downstream of the junction chamber will be provided, and chemical tank level indication and process cameras will be ...

Other Important Info:

N/a

Current Expenses (All figures are in \$1,000's)

"Total Costs" include costs outside of the 10 year planning window

***Design & Construction costs are inclusive of salaries where salaries are not defined**

Activity Name	Total Costs	Actual Costs	Prior FYs	FY23	FY26	FY27	FY28	5 Year Total	FY29-33
GLWA Salaries	\$54	\$0	\$0	\$0	\$0	\$2	\$9	\$11	\$42
Design/Engineering	\$1,184	\$0	\$0	\$0	\$0	\$63	\$328	\$391	\$794
Construction	\$4,737	\$0	\$0	\$0	\$0	\$0	\$0	\$0	\$4,737

Project Title: Facility Improvements at Puritan Fenkell and Seven Mile CSO Facilities

Project Status: Future Planned - Ten-Year CIP
Class Lvl 1: Wastewater
Class Lvl 2: CSO Facilities
Class Lvl 3: Multiple CSO Facilities
Lookup Location: Various CSO Facilities
 Project New to CIP:

- Innovation**
- WW Master Plan**
- Water Master Plan Right Sizing**
- Redundancy**
- NE WTP Repurposing**
- Linear Assets Outside of Facilities**
- Predecessor Project(s)**



Project Engineer/Manager: TBD

Director: Chris Nastally

Project Score

56.8

Problem Statement:

At Puritan Fenkell and Seven Mile, there are various issues that need to be addressed based on the CS-299 Facilities Assessment. There is poor accessibility to the bearing assemblies of the basin's tipping buckets and to the dewatering forcemain for inspection and cleaning. There are drainage issues at both facilities, which become a safety concern for personnel accessing the buildings during the winter months due to ice. At Puritan Fenkell, there is no means to isolate the dry and wet weather ...

Scope of Work/Project Alternatives:

This project improves surface access to the tipping buckets and dewatering forcemains to facilitate O&M at both the facilities. Similarly, the project will improve the drainage of water at both facilities. At Puritan-Fenkell, isolation of the wet weather and dry weather wet wells will be provided and a stop log removal system will be provided. At Seven Mile, the hatch cover plates will be replaced with lighter-weight hatches. The effluent stop log and effluent hatch replacement would not be nee...

Other Important Info:

The stop log and hatch replacement will not be needed if these basins are converted to complete capture.

Current Expenses (All figures are in \$1,000's)

"Total Costs" include costs outside of the 10 year planning window

***Design & Construction costs are inclusive of salaries where salaries are not defined**

Activity Name	Total Costs	Actual Costs	Prior FYs	FY23	FY27	FY28	5 Year Total	FY29-33
GLWA Salaries	\$8	\$0	\$0	\$0	\$0	\$0	\$0	\$8
Design/Engineering	\$179	\$0	\$0	\$0	\$0	\$18	\$18	\$161
Construction	\$715	\$0	\$0	\$0	\$0	\$0	\$0	\$715

Project Title: Conversion to Complete Capture Basin at Puritan Fenkell and Seven Mile CSO Facilities

Project Status: Future Planned - Ten-Year CIP
Class Lvl 1: Wastewater
Class Lvl 2: CSO Facilities
Class Lvl 3: Multiple CSO Facilities
Lookup Location: Various CSO Facilities
 Project New to CIP:

- Innovation**
- WW Master Plan**
- Water Master Plan Right Sizing**
- Redundancy**
- NE WTP Repurposing**
- Linear Assets Outside of Facilities**
- Predecessor Project(s)**



Project Engineer/Manager: Brooke Ballard

Director: Chris Nastally

Project Score

72

Problem Statement:

The Wastewater Master Plan identified that Puritan Fenkell and Seven Mile can be operated in complete capture mode for flows up to the 10-year 1-hour design storm. These facilities have not experienced the originally anticipated level of flows and, in fact, the facilities had no discharge for 3 years from 2016 to 2018 and only a few discharges from Puritan Fenkell in 2019 and 2020.

Scope of Work/Project Alternatives:

This project includes modifying Puritan-Fenkell and Seven Mile Facilities to capture-only facilities.

Other Important Info:

NA

Current Expenses (All figures are in \$1,000's)

"Total Costs" include costs outside of the 10 year planning window

***Design & Construction costs are inclusive of salaries where salaries are not defined**

Activity Name	Total Costs	Actual Costs	Prior FYs	FY23	FY26	FY27	FY28	5 Year Total	FY29-33
GLWA Salaries	\$40	\$0	\$0	\$0	\$0	\$0	\$1	\$1	\$29
Design/Engineering	\$888	\$0	\$0	\$0	\$0	\$0	\$38	\$38	\$666
Construction	\$3,554	\$0	\$0	\$0	\$0	\$0	\$0	\$0	\$1,710

Project Title: Hubbell Southfield CSO Facility Improvements

Project Status: Active - Procurement - Design

Class Lvl 1: Wastewater

Class Lvl 2: CSO Facilities

Class Lvl 3: Hubbell Southfield

Lookup Location: Dearborn

Project New to CIP:

- Innovation**
- WW Master Plan**
- Water Master Plan Right Sizing**
- Redundancy**
- NE WTP Repurposing**
- Linear Assets Outside of Facilities**
- Predecessor Project(s)**



Project Engineer/Manager: Kashmira Patel

Director: Chris Nastally

Project Score

75.7

Problem Statement:

The Hubbell Southfield CSO Basin was constructed in the late 1990s and is in need of major capital improvements. The spray-flushing system is ineffective for removing solids and debris from the floor of the basin and shunt channel after a storm event. Currently, operators must manually use fire hoses and lower a bobcat into the basin after storm events, which is a safety concern due to the confined space, sloped and slippery floors, and poor lighting. The dewatering pumps are unable to handle h...

Scope of Work/Project Alternatives:

A new basin flushing system was recommended by the CS-299 Facilities Assessment consisting of flushing gates and reservoirs (similar to those installed at Conner Creek, Oakwood and Belle Isle CSO Facilities). The project will include new dewatering pumps to replace the existing and new basin sump pumps with a solids system to fluidize accumulated grit to replace non-functional pumps. The project also includes chemical feed system improvements, including pump replacement to standardize pumping s...

Other Important Info:

Additional required repairs were identified in preliminary BODR performed by AECOM under CS272 Task 7-2-030-A.

Current Expenses (All figures are in \$1,000's)

"Total Costs" include costs outside of the 10 year planning window

***Design & Construction costs are inclusive of salaries where salaries are not defined**

Activity Name	Total Costs	Actual Costs	Prior FYs	FY23	FY24	FY25	FY26	FY27	FY28	5 Year Total	FY29-33
GLWA Salaries	\$654	\$11	\$11	\$3	\$7	\$90	\$90	\$90	\$90	\$368	\$275
Professional Services	\$518	\$417	\$417	\$102	\$0	\$0	\$0	\$0	\$0	\$0	\$0
Design/Engineering	\$11,537	\$0	\$0	\$0	\$221	\$2,881	\$2,431	\$0	\$1,419	\$6,952	\$4,586
Construction	\$40,229	\$0	\$0	\$0	\$0	\$0	\$0	\$2,992	\$9,202	\$12,194	\$28,035

Project Title: CSO Hubbell Southfield VR-8 Gate Improvements

Project Status: Future Planned - Within 5 Year Plan

Class Lvl 1: Wastewater

Class Lvl 2: CSO Facilities

Class Lvl 3: Hubbell Southfield

Lookup Location: Dearborn

Project New to CIP:

- Innovation**
- WW Master Plan**
- Water Master Plan Right Sizing**
- Redundancy**
- NE WTP Repurposing**
- Linear Assets Outside of Facilities**
- Predecessor Project(s)**



Project Engineer/Manager: Brooke Ballard

Director: Chris Nastally

Project Score

50.2

Problem Statement:

The VR-8 Regulator is located upstream of the Hubbell-Southfield CSO Facility in the center median of Michigan Avenue east of the Southfield Freeway. The regulator consists of two stainless steel slide gates that are adjusted by SCADA control to regulate flow from the Hubbell-Southfield sewer to the NWI. A rehabilitation project was designed in 2013, but not implemented. Rehabilitation of the VR-8 Regulator is still needed.

Scope of Work/Project Alternatives:

The rehabilitation of the VR-8 Regulator includes replacement of the slide gates and actuator together with access improvements in the median near the gates and the control panel. The improvements will help maintain system reliability and functionality.

Other Important Info:

n/a

Current Expenses (All figures are in \$1,000's)

"Total Costs" include costs outside of the 10 year planning window

***Design & Construction costs are inclusive of salaries where salaries are not defined**

Activity Name	Total Costs	Actual Costs	Prior FYs	FY23	FY27	FY28	5 Year Total	FY29-33
GLWA Salaries	\$16	\$0	\$0	\$0	\$1	\$3	\$3	\$13
Design/Engineering	\$354	\$0	\$0	\$0	\$19	\$98	\$117	\$237
Construction	\$1,416	\$0	\$0	\$0	\$0	\$0	\$0	\$1,416

Project Title: Replacement of Make-up Air Unit No. 2 at Conner Creek CSO Facility

Project Status: Project Execution - Construction

Class Lvl 1: Wastewater

Class Lvl 2: CSO Facilities

Class Lvl 3: Conner Creek

Lookup Location: Detroit

Project New to CIP:

- Innovation**
- WW Master Plan**
- Water Master Plan Right Sizing**
- Redundancy**
- NE WTP Repurposing**
- Linear Assets Outside of Facilities**
- Predecessor Project(s)**



Project Engineer/Manager: Partho Ghosh

Director: Chris Nastally

Project Score

92.5

Problem Statement:

The existing Make-up Air Unit No. 2 (MUA 2) at the Conner Creek CSO facility is original installation since the facility was put in operation in 2005. The fan/blower sections have catastrophically failure. Rebuilding/repairing damage of this unit is not cost effective due to the age and extent of the repair needed. The unit's overall condition is poor. Therefore, this unit needs a replacement for the reliable and efficient operation.

Scope of Work/Project Alternatives:

A replacement of the existing Make-up Air Unit No.2 (MUA-2) and associated appurtenances with replaced-in-kind unit and its appurtenances. The purpose of this project includes furnishing, installing, start-up testing and commissioning of the new unit to provide successful and complete operational system as intended and accepted by GLWA.

Other Important Info:

N/A

Current Expenses (All figures are in \$1,000's)

"Total Costs" include costs outside of the 10 year planning window

***Design & Construction costs are inclusive of salaries where salaries are not defined**

Activity Name	Total Costs	Actual Costs	Prior FYs	FY23
GLWA Salaries	\$12	\$12	\$12	\$4
Construction	\$301	\$0	\$0	\$301

Project Title: Baby Creek Outfall Improvements Project

Project Status: Active - Procurement - Negotiation Phase - Construction
Class Lvl 1: Wastewater
Class Lvl 2: CSO Facilities
Class Lvl 3: Baby Creek
Lookup Location: Baby Creek CSO Facility
 Project New to CIP:

- Innovation**
- WW Master Plan**
- Water Master Plan Right Sizing**
- Redundancy**
- NE WTP Repurposing**
- Linear Assets Outside of Facilities**
- Predecessor Project(s)**



Example of Proposed Facility

Project Engineer/Manager: Ariadna Risher

Director: Chris Nastally

Project Score

80.1

Problem Statement:

A facility is required to be constructed in order to ensure continued access to the Baby Creek Outfall. In addition system improvements which address sediment accumulation are needed to ensure the CSO can meet NPDES requirements. This system improvement will likely be a flushing system installed inside the outfall, but the best solution is not known at this time. The triple barrel Baby Creek Outfall consists of (3) 14'-6" wide by 17'-6" tall concrete box culverts which extend from the Baby Cree...

Scope of Work/Project Alternatives:

This project consists of a study and design. Construction is anticipated but since the flushing system solution is not known at this time this phase is not included in the project due to the variability in alternatives and their associated costs. The study and design will assess the proper ways to clean the pipes, facilitate future maintenance, flushing of the pipes after rain events, and perform assessments of the backwater gates ensuring proper instrumentation is installed in the outfall to...

Other Important Info:

The current outfall cannot be flushed and the solids level builds up after each rain event. Furthermore, the rising river level continues to impact this facility and its outfall capacity. The build up of sludge inhibits does not favor Baby Creek in passing the necessary flows because the capacity of the pipes are reduced due to the reduction in cross-sectional area.

Current Expenses (All figures are in \$1,000's)

"Total Costs" include costs outside of the 10 year planning window

***Design & Construction costs are inclusive of salaries where salaries are not defined**

Activity Name	Total Costs	Actual Costs	Prior FYs	FY23	FY24	FY25	FY26	FY27	FY28	5 Year Total
GLWA Salaries	\$1,773	\$427	\$427	\$243	\$302	\$301	\$301	\$207	\$0	\$1,112
Professional Services	\$1,067	\$1,145	\$1,145	(\$68)	\$0	\$0	\$0	\$0	\$0	\$0
Design-Build # 1	\$12,995	\$0	\$0	\$2,335	\$2,897	\$2,889	\$2,889	\$1,986	\$0	\$10,661

Project Title: Baby Creek CSO Facility Influent Flushing System

Project Status: Future Planned - Ten-Year CIP

Class Lvl 1: Wastewater

Class Lvl 2: CSO Facilities

Class Lvl 3: Baby Creek

Lookup Location: Baby Creek

Project New to CIP:

- Innovation**
- WW Master Plan**
- Water Master Plan Right Sizing**
- Redundancy**
- NE WTP Repurposing**
- Linear Assets Outside of Facilities**
- Predecessor Project(s)**



Project Engineer/Manager: Brooke Ballard

Director: Chris Nastally

Project Score

72.3

Problem Statement:

A significant amount of solids can accumulate in the Baby Creek influent channel area, immediately upstream of the weir wall at the Headworks. Significant solids buildup can cause hydraulic restrictions and impede inspection of the influent flow meters. There is no flushing system at this location and solids removal must be performed periodically by a contractor which is costly. In addition, the S-2-1 sluice gate opening does not extend to the bottom of the influent channel to allow for complet...

Scope of Work/Project Alternatives:

This project includes evaluation and construction of a new flushing system in the influent area. The project will also include modifying the opening of the sluice gate S-2-1 to make the bottom of the gate opening at a lower elevation which would allow the flushed solids to enter the dewatering well.

Other Important Info:

NA

Current Expenses (All figures are in \$1,000's)

"Total Costs" include costs outside of the 10 year planning window

***Design & Construction costs are inclusive of salaries where salaries are not defined**

Activity Name	Total Costs	Actual Costs	Prior FYs	FY23	FY29-33
GLWA Salaries	\$7	\$0	\$0	\$0	\$0
Design/Engineering	\$148	\$0	\$0	\$0	\$15
Construction	\$591	\$0	\$0	\$0	\$0

07

CENTRALIZED SERVICES

CENTRALIZED SERVICES PROJECTS



5 ONE-PAGERS

- 1 FUTURE PLANNED
- 2 ACTIVE
- 2 CLOSED
- 0 RECLASSIFIED



CENTRALIZED SERVICES

PROJECTS ARE FUNDED BY THE WATER OR WASTEWATER SPEND PLANS, OR IN THE PAST COULD BE SPLIT BETWEEN THE TWO.



C MORE: APPENDIX C

FIND THE FULL BUSINESS CASE EVALUATIONS FOR CENTRALIZED SERVICES IN APPENDIX C

Project Title: Security Infrastructure Improvements on Water Facilities

Project Status: Closed
Class Lvl 1: Centralized Services
Class Lvl 2: Security
Class Lvl 3: General Purpose
Lookup Location: System Wide
 Project New to CIP:

- Innovation**
- WW Master Plan**
- Water Master Plan Right Sizing**
- Redundancy**
- NE WTP Repurposing**
- Linear Assets Outside of Facilities**
- Predecessor Project(s)**



Project Photo

Project Engineer/Manager: Charnele Sanders

Director: W. Barnett Jones

Project Score

0

Problem Statement:

GLWA facilities have been designated as "Critical Infrastructure" by the United States Department of Homeland Security (OHS). Critical Infrastructure is considered as exposed to constant threat. GLWA is engaged in a continual process of threat and vulnerability assessment to our facilities, operations, and staff. Using several assessment tools including, OHS Site Assessments, incorporating AWWA security recommendations, and utilizing GLWA's historical assessment data provides the basis for ini...

Scope of Work/Project Alternatives:

Water Works Park: Additional coverage where boats dock and by the screening house. Video assessment wherever there are alarm points. Primary Building needs to be secured. Need video coverage. Switchgear room needs to be secured. Exterior video coverage of oxygen tanks and entrance to chlorine room. Secure transformer enclosures at the Raw water Booster Station. Interior intrusion detection devices need to be installed at high lift building- glass break, motion sensors, etc. Install Card...

Other Important Info:

GLWA has a responsibility in what is a layered approach to critical infrastructure security; partnering with Federal, State, and Local law enforcement entities to minimize and respond to threats. This partnership required GLWA to maintain a minimum security posture equating to the Critical Infrastructure designation. Implementation of the security protocols where none existent, and improving the GLWA security foot print can reduce our vulnerabilities and enhance our response to known threats.

Project Title: Security Infrastructure Improvements on Water Facilities

Current Expenses (All figures are in \$1,000's)

"Total Costs" include costs outside of the 10 year planning window

***Design & Construction costs are inclusive of salaries where salaries are not defined**

Activity Name	Total Costs	Actual Costs	Prior FYs	FY23	FY24	FY25	FY26	FY27	FY28	5 Year Total	FY29-33
GLWA Salaries	\$220	\$220	\$220	\$0	\$0	\$0	\$0	\$0	\$0	\$0	\$0
Professional Services	\$740	\$739	\$739	\$1	\$0	\$0	\$0	\$0	\$0	\$0	\$0
Design-Build # 1 (SOQ-135A)	\$12,758	\$12,758	\$12,758	\$0	\$0	\$0	\$0	\$0	\$0	\$0	\$0
Construction (Water) (CS-201)	(\$2,379)	(\$2,379)	(\$2,379)	\$0	\$0	\$0	\$0	\$0	\$0	\$0	\$0
Miscellaneous	(\$6,081)	(\$6,081)	(\$6,081)	\$0	\$0	\$0	\$0	\$0	\$0	\$0	\$0

Project Title: Security Infrastructure Improvements for Wastewater Facilities

Project Status: Closed
Class Lvl 1: Centralized Services
Class Lvl 2: Security
Class Lvl 3: General Purpose
Lookup Location: System Wide
 Project New to CIP:

- Innovation**
- WW Master Plan**
- Water Master Plan Right Sizing**
- Redundancy**
- NE WTP Repurposing**
- Linear Assets Outside of Facilities**
- Predecessor Project(s)**



Project Photo

Project Engineer/Manager: Charnele Sanders

Director: W. Barnett Jones

Project Score

0

Problem Statement:

GLWA facilities have been designated as "Critical Infrastructure" by the United States Department of Homeland Security (OHS). Critical Infrastructure is considered exposed to constant threat. GLWA is engaged in a continual process of threat and vulnerability assessment to our facilities, operations, and staff. Using several assessment tools including, OHS Site Assessments, incorporating AWWA security recommendations, and utilizing GLWA's historical assessment data, provides the basis for initi...

Scope of Work/Project Alternatives:

AWWA security recommendations, and utilizing GLWA's historical assessment data, provides the basis for initiating a strategic plan for security infrastructure improvements. The resulting data from these assessments helps formulate recommendations for mitigating vulnerabilities.

Other Important Info:

GLWA has a responsibility in the layered approach to critical infrastructure security; partnering with Federal, State, and Local law enforcement entities to minimize and respond to threats. This partnership required GLWA to maintain a minimum security posture equating to the Critical Infrastructure designation. Implementation of the security protocols where none existent, and improving the GLWA security foot print can reduce our vulnerabilities and enhance our response to known threats.

Current Expenses (All figures are in \$1,000's)

"Total Costs" include costs outside of the 10 year planning window

***Design & Construction costs are inclusive of salaries where salaries are not defined**

Activity Name	Total Costs	Actual Costs	Prior FYs	FY23	FY24	FY25	FY26	FY27	FY28	5 Year Total	FY29-33
GLWA Salaries	\$7	\$7	\$7	\$0	\$0	\$0	\$0	\$0	\$0	\$0	\$0
Professional Services	\$109	\$95	\$95	\$18	\$0	\$0	\$0	\$0	\$0	\$0	\$0
Design-Build # 1 (SOQ-135A)	\$2,247	\$2,247	\$2,247	\$0	\$0	\$0	\$0	\$0	\$0	\$0	\$0

Project Title: As-Needed Geotechnical and Related Engineering Services

Project Status: Project Execution - Design
Class Lvl 1: Centralized Services
Class Lvl 2: Programs
Class Lvl 3: Programs
Lookup Location: System-wide
 Project New to CIP:

- Innovation**
- WW Master Plan**
- Water Master Plan Right Sizing**
- Redundancy**
- NE WTP Repurposing**
- Linear Assets Outside of Facilities**
- Predecessor Project(s)**



Project Engineer/Manager: Peter Fromm

Director: Peter Fromm

Project Score

0

Problem Statement:

GLWA engineering and operations needed a contract mechanism to obtain professional engineering services in a timely manner to investigate environmental, geotechnical and specialized engineering problems that occur on a regular basis throughout the system.

Scope of Work/Project Alternatives:

This engineering/technical services contract involves as-needed engineering and technical services related to geotechnical investigations, related geotechnical engineering, construction materials sampling and testing, environmental media sampling and testing, soils sampling and testing, land surveying, corrosion testing and inspection, computer-aided design, and construction inspection. This contract includes design, construction services, and resident project representation for the follow tr...

Other Important Info:

N/A

Current Expenses (All figures are in \$1,000's)

"Total Costs" include costs outside of the 10 year planning window

***Design & Construction costs are inclusive of salaries where salaries are not defined**

Activity Name	Total Costs	Actual Costs	Prior FYs	FY23	FY24	FY25	FY26	FY27	FY28	5 Year Total	FY29-33
GLWA Salaries	\$0	\$0	\$0	\$0	\$0	\$0	\$0	\$0	\$0	\$0	\$0
Professional Services	\$0	\$0	\$0	\$0	\$0	\$0	\$0	\$0	\$0	\$0	\$0
Construction (Build) # 1 (CS-259)	\$0	\$0	\$0	\$0	\$0	\$0	\$0	\$0	\$0	\$0	\$0

Placeholder for Image

08

APPENDICES