



CIP

2024-2028

CAPITAL IMPROVEMENT PLAN

Updated January 19, 2023



Pump Station 1 Ferric Chloride Storage Tank #3
Photo submitted by: Khoder Daher of Wastewater Operating Services

Water Works Park Water Treatment Plant Yard Piping, Valves, and Venturi Meters Replacement
Photo submitted by: Jacob Magnum of Water and Field Services



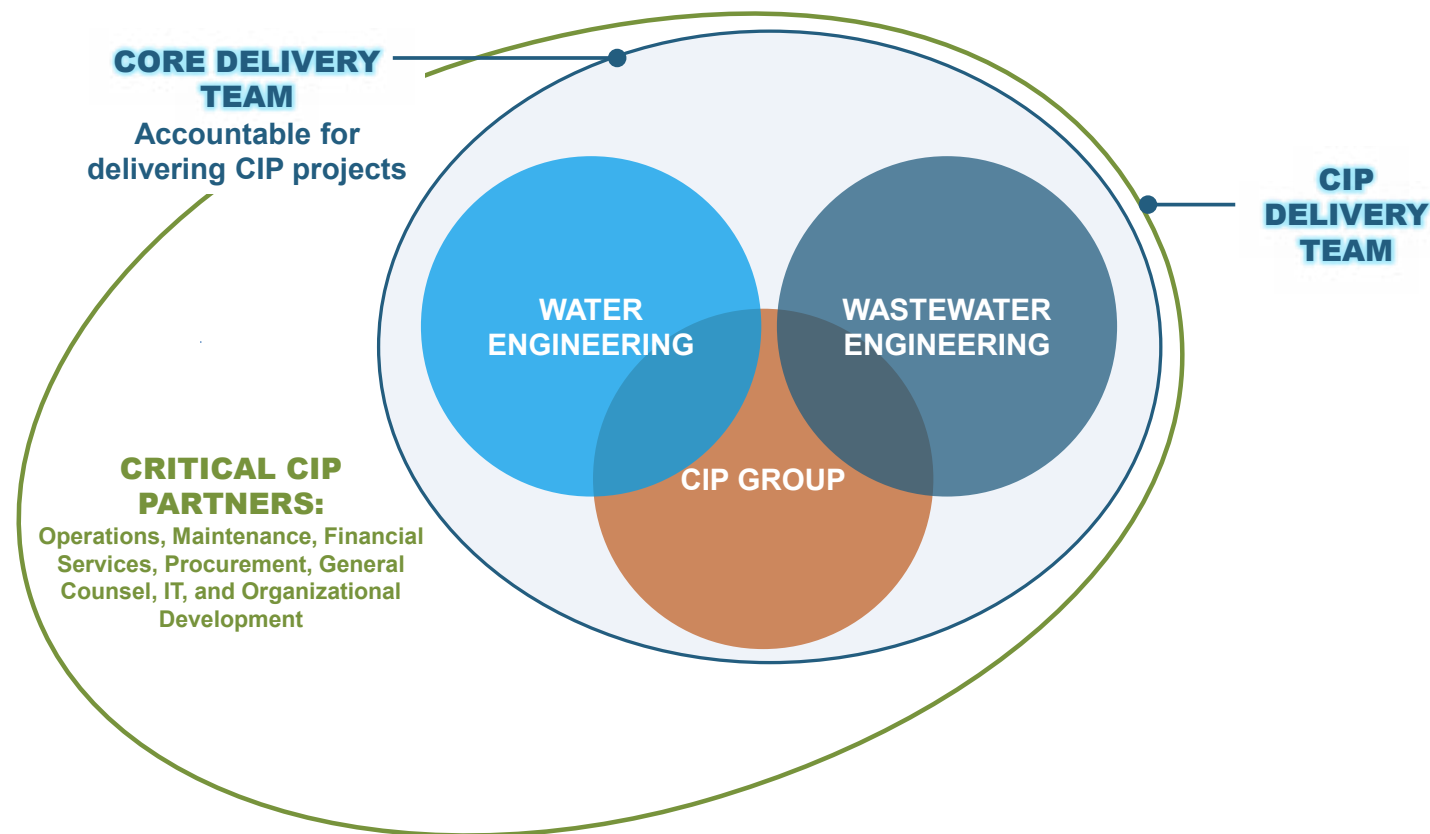
January 19, 2023

Board Members, GLWA Team Members, Member Partners, and Service Area Communities,

The Great Lakes Water Authority (GLWA) Capital Improvement Planning Delivery Team presents you with the FY 24-28 Capital Improvement Plan (CIP). The CIP is a forward-looking document that outlines GLWA's water and wastewater infrastructure improvement strategy on a short- and long-term basis.

This year was exceptionally difficult to achieve CIP alignment with the financial plan due to inflationary pressures. Some difficult decisions were made to make sure that the FY 24-28 aligns with the financial plan. This year's plan includes 168 projects for a total investment of approximately \$1.78 billion in the region's water and wastewater infrastructure over the next 5-year plan. As illustrated and proposed in the 5-year plan, the projects aim to improve the system's reliability, redundancy, and operational efficiency as well as protect health and safety.

The tremendous effort associated with the preparation of this plan would not have been possible without support from the GLWA's leadership, as well as the collaboration from the CIP delivery team members. The team worked tirelessly to shape this plan as we strive to continuously improve the content. Throughout the FY 24-28 CIP process, the CIP delivery team engaged Member Partners through improved project scoring. Thank you for your support of the GLWA CIP development. If you have any questions or need additional information, please do not hesitate to contact me.



Thank You,

Dima S. El-Gamal, PhD, PE, LEED AP
Capital Improvement Planning Director

Great Lakes Water Authority • 9300 W Jefferson Ave, Suite 409 • Detroit, MI 48209
C: 313-400-3751
D: 313-297-8819
E: dima.elgamal@glwater.org

ACKNOWLEDGMENTS

We would like to congratulate Khoder Daher and Jacob Magnum for receiving the most votes and subsequent GLWA Cover Photo Contest winners. Their respective photos of the Pump Station 1 Ferric Chloride Storage Tank #3 and Water Works Park Water Treatment Plant Yard Piping, Valves, and Venturi Meters Replacement are featured on the CIP cover.

PUMP STATION 1 FERRIC CHLORIDE STORAGE TANK #3

CIP #: 211008

Contract #: 2002190

Project Status: Project Execution - Construction

Start & Completion Date: 4/5/2021 - 9/30/2023

Project Budget: Current EAC: \$9,839 (Figures are shown in \$1,000's.)

Project Team: Derek Bennett (Team Leader), Khoder Daher (Inspector), Darrel Field (Project Manager)

Project Description:

This project is intended to improve reliability of the ferric chloride feed system at PS-1 and TWAS piping between Complex B and Complex A at WRRF.

Testimonial:

Our project, in collaboration with CON 222A, seeks to improve the delivery of ferric chloride to Pump Station 2/Oakwood Interceptor, and Pump Station 1/Jefferson Interceptor. After installing the new FeCl storage tanks, we are wrapping up the construction of the new FeCl pump skid appurtenances inside the Chemical Facility at PS2. This system will streamline the delivery, distribution, monitoring, of FeCl at WRRF.



WATER WORKS PARK WATER TREATMENT PLANT YARD PIPING, VALVES, AND VENTURI METERS REPLACEMENT

CIP #: 115001

Contract #: 2000610

Project Status: Project Execution - Construction

Start & Completion Date: 10/19/2020 - 3/31/2027

Project Budget: \$49,468 (Figures are shown in \$1,000's.)

Project Team: GLWA PM – Jacob Mangum, P.E.; Engineering Consultant Team (AECOM) – Eric Van Orman, P.E., Corey Brecht, Richard McQuade; Construction Contractor Team (LGC Global, Inc.) – Anant Narare, Edward Laughhunn

Project Description:

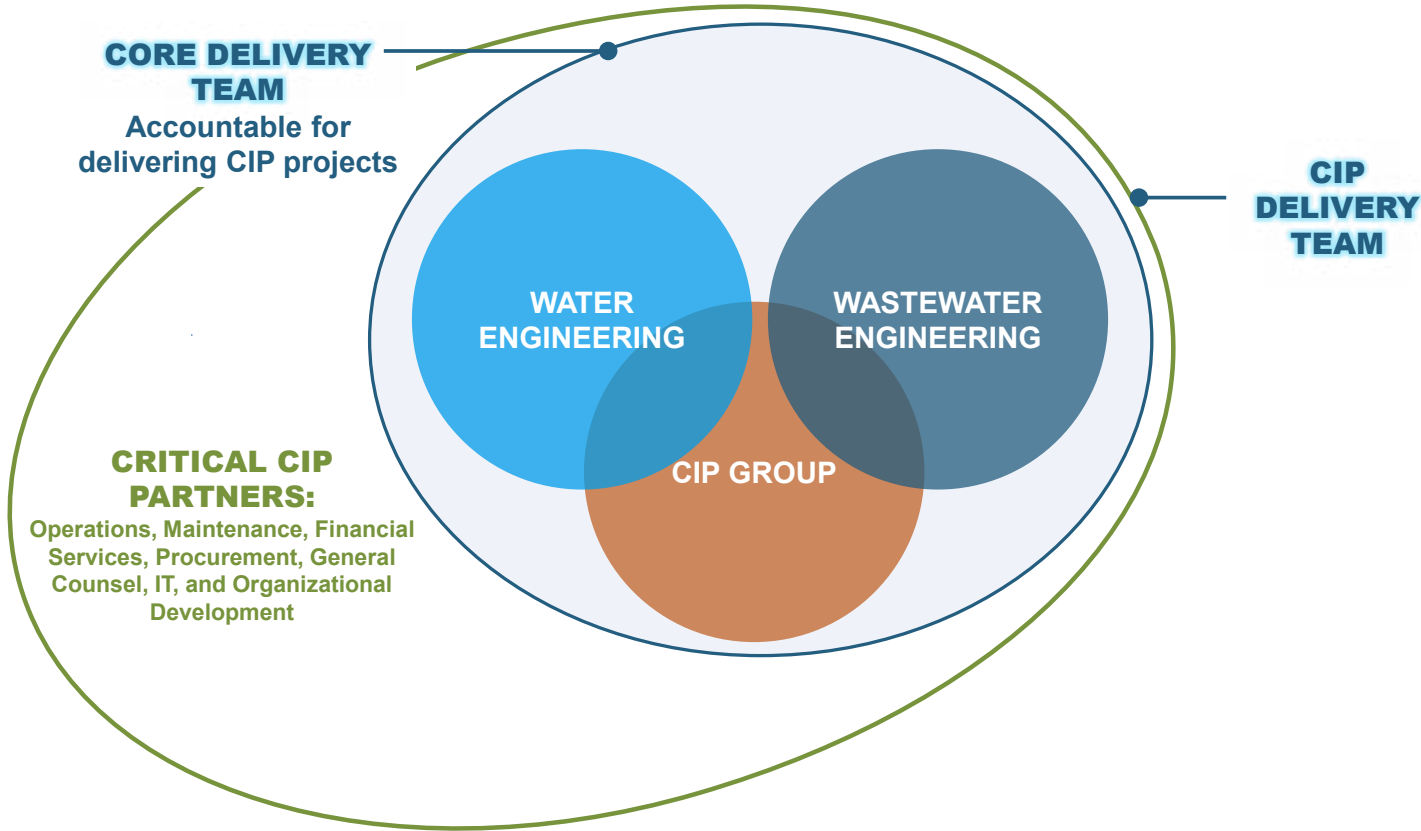
Water Works Park Water Treatment Plant services the low- and intermediate-pressure districts in the GLWA water transmission system. Finished water leaves the high lift pumping station via six header pipes and connects to fifteen distinct water transmission mains. Due to the age and unknown condition of a significant portion of this yard piping and associated isolation valves, the convoluted existing pipe configuration, and unreliable metering of finished water flow into the transmission system, it was necessary to replace the yard piping, valves, and venturi meters at WWP. This project's scope involves replacing four header pipes with spiral welded steel pipe, four venturi meters, and twenty-seven isolation valves. The new pipe configuration provides a simplified layout that increases redundancy in piping and metering.

Testimonial:

The project team has been dedicated to collaboratively delivering a successful project that addresses a longstanding need in the GLWA distribution system: functional metering of water produced at Water Works Park, streamlined layout of yard piping to replace a hodgepodge of water mains installed over the last 100 years, and increased reliability of water mains and isolation valves.



TABLE OF CONTENTS



01 | INTRODUCTION

- 1.1. Executive Summary 10
- 1.2. Primary Goals of the CIP 16
- 1.3. Team Members & Partners 16
- 1.4. CIP Strategy 17
- 1.5. CIP Optimization 17

02 | CIP SUMMARY

- 2.1. CIP 5-Year Summary Tables 22
- 2.2. Project Status 28
- 2.3. Linear Assets 32
- 2.4. Projects by Jurisdiction 34
- 2.5. Specialty Projects 40
- 2.6. Project by Type 45
- 2.7. Project Scoring 51

03 | CIP PROJECTS BY CATEGORY

- 3.1. Largest CIP Projects 70
- 3.2. Largest Dollar Projects (<\$30M) 72
- 3.3. Largest 2023 Projected Spend (<\$5M) 76
- 3.4. Water Projects by Status 78
- 3.5. Wastewater Projects by Status 92
- 3.6. Centralized Services Projects 108
- 3.7. Ten-Year Water Outlook 110
- 3.8. Water Programs and Projects From Programs 120
- 3.9. Ten-Year Wastewater Outlook 124
- 3.10. Wastewater Programs and Projects From Programs 134

04 | FINANCE

- 4.1. Introduction 140
- 4.2. Funding Sources and Uses 140
- 4.3. Financial Management of the CIP 141

05 | WATER PROJECTS

- 5.1. Water Master Schedules 152
- 5.2. Water Projects One-Pagers 154

06 | WASTEWATER PROJECTS

- 6.1. Wastewater Master Schedules 271
- 6.2. Wastewater Projects One-Pagers 273

07 | CENTRALIZED SERVICES

- 6.1. Centralized Services One-Pagers 385

08 | APPENDICES

- A Water Business Case Evaluation
- B Wastewater Business Case Evaluation
- C Centralized Services Business Case Evaluation
- D System Background Information
- E Scoring Equation Tech Memo
- F Additional Reference Material: How to Navigate the CIP



01

INTRODUCTION

INTRODUCTION

1.1. EXECUTIVE SUMMARY

We are pleased to submit the Great Lakes Water Authority (GLWA) Capital Improvement Plan (CIP) for fiscal years 2024-2028.


This document serves as a guide for the effective and efficient provision of capital assets and infrastructure, outlining timing, and financing for the five-year plan.

GLWA operates and maintains the largest water system in the United States in production and population served, and one of the largest wastewater treatment plants in capacity. To collaboratively ensure a One Water system approach to our regional water and wastewater systems, GLWA has a dedicated Member Outreach Program that collaborates with its Member Partners. Work groups are used to involve members in technical service and financial discussions that support decision-making at GLWA.

Four committees have been established by GLWA's six-member Board of Directors to provide oversight and policy guidance:

- Audit Committee
- Capital Planning Committee
- Legal Committee
- Operations and Resources Committee

GLWA's commitment to improved performance in the water and wastewater systems, environmental compliance, and Member Partner satisfaction aligns with the organization's goals to contribute to the economic success and the health and safety of the region it serves.



NOTE: *5 NEW PROJECTS FROM PROGRAM

** IN ADDITION TO THE 168 PROJECTS, THERE ARE:
+2 RECLASSIFIED PROJECTS
+1 CANCELLED PROJECT

CIP AT A GLANCE

GLWA's CIP supports the continuation of major capital asset investments in programs and projects that will upgrade the Authority's aging water and wastewater system infrastructure, as well as the overarching centralized service infrastructure that supports both systems. The

CIP is a forward-thinking five-year plan which identifies capital projects and programs and their respective financing options. Annually, this plan is updated to reflect changing system needs, priorities, and funding opportunities.

WATER

Category	Amount
5-Year Total	\$986,616
5-Year Average	\$197,323
10-Year Total	\$1,957,610
10-Year Average	\$195,761

*Financial figures are in thousands of dollars (\$1,000s)

WASTEWATER

Category	Amount
5-Year Total	\$798,176
5-Year Average	\$159,635
10-Year Total	\$1,560,661
10-Year Average	\$156,066

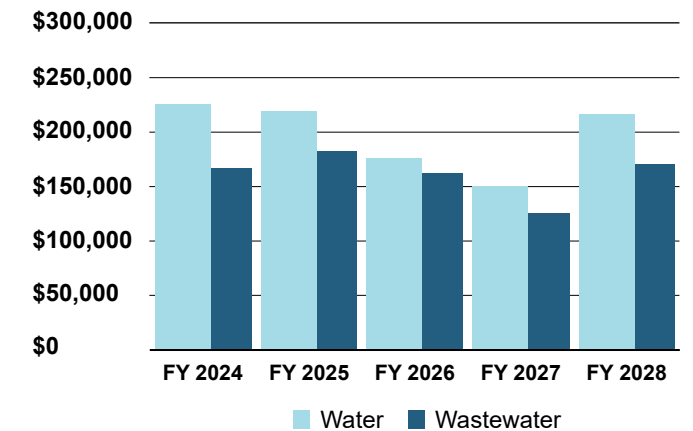
*Financial figures are in thousands of dollars (\$1,000s)

PLAN SPENDING SUMMARY

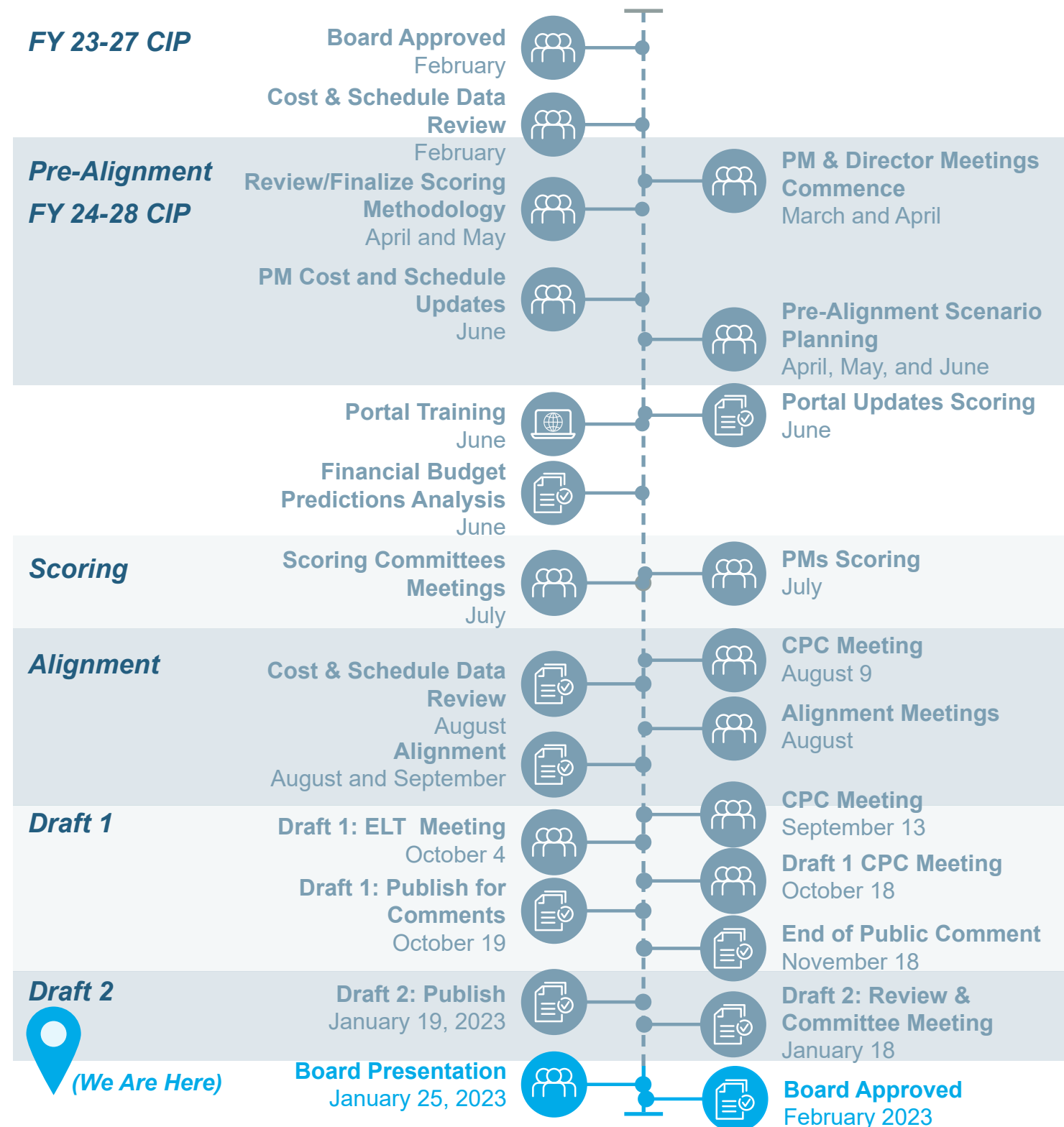
5-Year Total	10-Year Total
\$1.78 Billion	\$3.52 Billion
5-Year Annual Average	10-Year Annual Average
\$356 Million	\$352 Million

Ongoing efforts to stabilize rates and plan realistically for what can be achieved led to the current capital improvement spending plan.

5-YEAR OUTLOOK

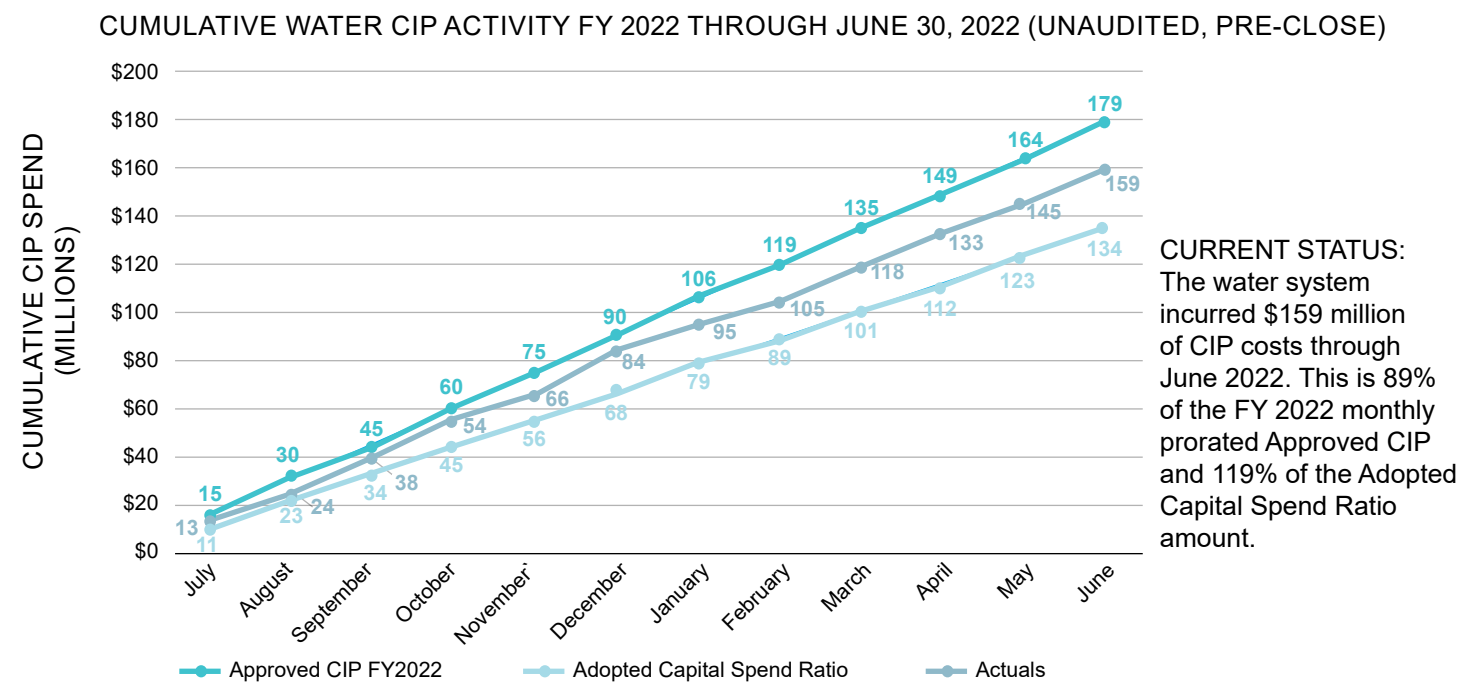


FY 24-28 CIP SCHEDULE

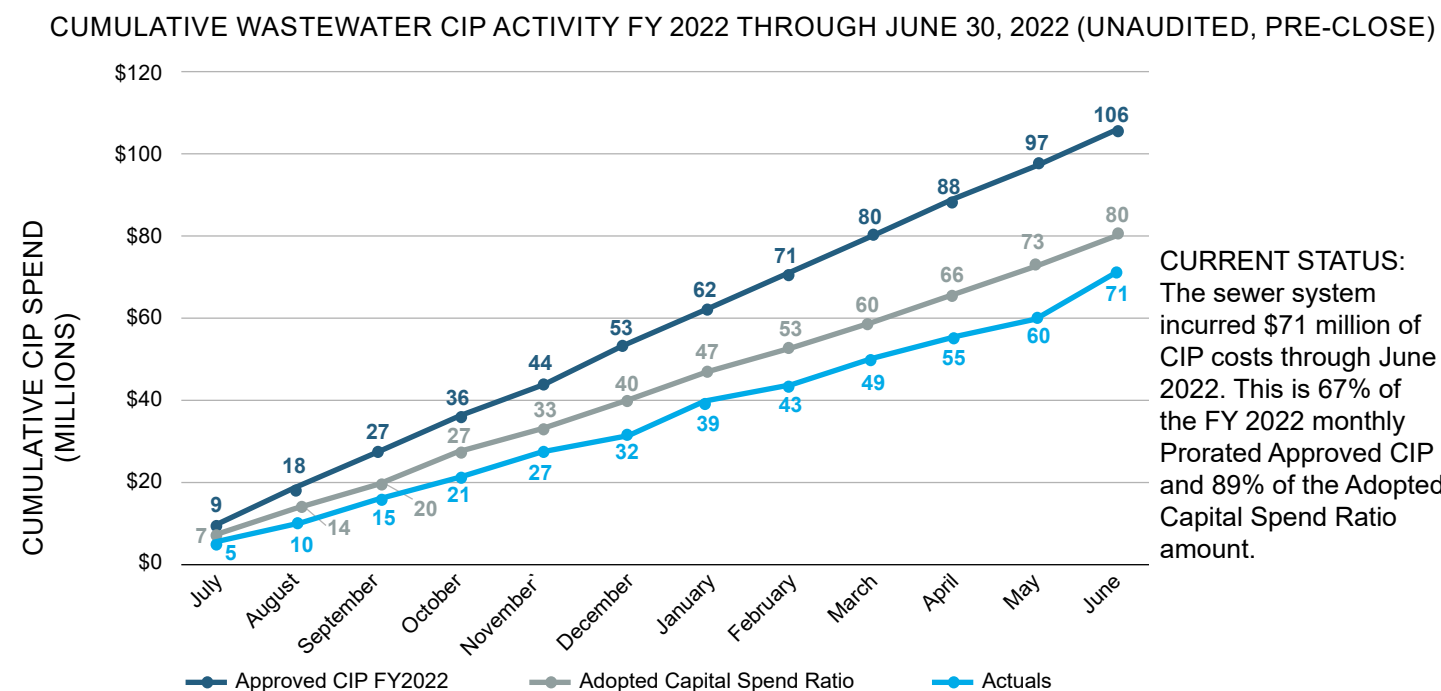


FY 22 KEY PERFORMANCE INDICATORS (KPIs)

ENTERPRISE RESILIENCY FY 2022 TOTAL WATER CIP SPEND



ENTERPRISE RESILIENCY FY 2022 TOTAL SEWER CIP SPEND



WATER CIP COMPARISON

Financial figures are in thousands of dollars (\$1,000s)

CIP Document	2023	2024	2025	2026	2027	2028	5-Year Total
Approved Water CIP FY 2023-2027	\$194,376	\$225,436	\$221,616	\$174,681	\$149,539	\$218,354	\$965,648
Water CIP FY 2024-2028	\$225,790	\$239,260	\$200,422	\$176,034	\$165,813	\$205,087	\$986,616
Difference	\$31,414	\$13,823	\$-21,194	\$1,353	\$16,275	\$-13,267	\$20,968
Difference %	16.16%	6.13%	-9.56%	0.77%	10.88%	-6.08%	2.17%

WASTEWATER CIP COMPARISON

Financial figures are in thousands of dollars (\$1,000s)

CIP Document	2023	2024	2025	2026	2027	2028	5-Year Total
Approved Wastewater CIP FY 2023-2027	\$125,932	\$162,313	\$184,523	\$157,689	\$131,307	\$171,068	\$761,764
Wastewater CIP FY 2024-2028	\$139,442	\$199,061	\$190,159	\$159,044	\$133,732	\$116,180	\$798,176
Difference	\$13,510	\$36,748	\$5,636	\$1,355	\$2,424	\$-54,888	\$36,412
Difference %	10.73%	22.64%	3.05%	0.86%	1.85%	-32.09%	4.78%

1.2. PRIMARY GOALS OF THE CIP

The primary goals of the GLWA’s CIP are the following:

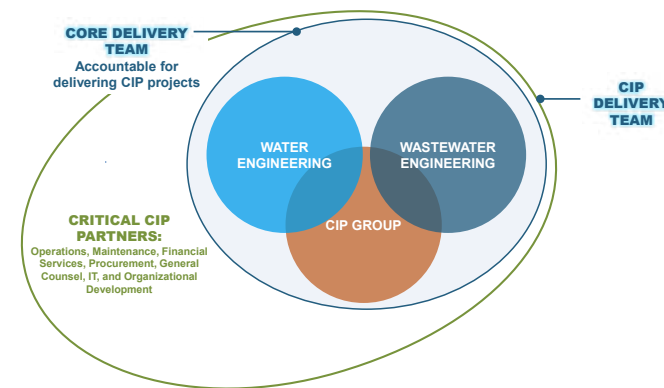
- Provide a condensed volume of projects in a central location.
- Demonstrate alignment with the GLWA financial plan.
- Share the GLWA integrated master schedule.
- Provide transparency to the organizational goals.
- Meet regulatory and operational needs.
- Provide an opportunity to Member Partners & Communities to contribute to the plan.
- Address projects that promote improved redundancy, system resiliency, and health and safety.

This CIP should be considered a forward-looking planning document; it is a dynamic and evolving plan that requires continual review and improvement. Short-term project cost estimates are more defined than long-term project cost estimates because short-term anticipated projects are typically better characterized by studies or scoped by design.

The project descriptions and summaries incorporated in this report represent brief synopses of the entire project scope; these descriptions are generally more defined for ongoing active projects than for newly planned projects, where specific project activities may have yet to be determined. Based upon the execution of programs and projects identified in the CIP, it is anticipated that the existing levels of service currently provided will be met or exceeded. Copies of this CIP and past CIPs are available on GLWA’s website at <https://www.glwater.org/cip/>.

1.3. TEAM MEMBERS & PARTNERS

Our members include the GLWA CIP Delivery Team (as depicted in Figure 1: Team Members & Partners), board members, water and wastewater partners, associated stakeholders, elected officials, consultants, and regulatory agencies. GLWA has a dedicated Member Outreach Program that collaborates with its members on water and wastewater activities.



The Capital Improvement Planning Group at GLWA works to develop and support the execution of the plan. The team members are listed below, along with their contact information:

- **Dima El-Gamal**, PhD, PE, LEED AP., dima.elgamal@glwater.org;
- **Ian Thompson**, PE, ian.thompson@glwater.org;
- **Melissa Merideth-Phelan**, melissa.phelan@glwater.org;

1.4. CIP STRATEGY

GLWA’s CIP lays out the organization’s intentions for capital asset investment for the next five years to enhance and maintain system-wide assets. Updated annually, the plan reflects the organization’s changing system needs, priorities, and financing opportunities over time. Projects are included in the CIP as recommended by the Water and Wastewater Master Plans, condition and needs assessments, regulatory requirements, and operational needs. The Comprehensive Water Master Plan and the Comprehensive Regional Wastewater Master Plan are long-term strategic planning tools that provide regional collaboration and planning to balance capital expenditures while implementing best practices in the treatment and transmission/conveyance of water and wastewater. Projects are vetted and prioritized to optimize capital investments. Water and Wastewater CIP Projects are developed utilizing Business Case Evaluations (BCE’s), which are included in Appendices A, B, and C of this plan for Water, Wastewater, and Field Services, respectively.

The goals of the Authority’s capital financing strategy are to:

- Recover the capital investment costs over the useful lives of the capital assets.
- Balance the needs of the water and sewage system with revenue requirements.
- Protect and enhance the Authority’s financial position.

Maintain affordable charges by investing wisely in system renewal and revitalization.

Recognizing the difference in scope between the CIP and the tactical financial plan, GLWA implemented a “Capital Spend Rate Assumption Policy” adopted in 2018 by the Board of Directors. This policy provides an analytical approach to bridge the total dollar amount of projects in the CIP with what can realistically be spent due to limitations beyond GLWA’s control. This rate is assessed annually and presented to the Board of Directors.

1.5. CIP OPTIMIZATION

As stated earlier, the CIP should be considered a forward-looking planning document. It is a dynamic and evolving plan that requires continual review, optimization, and improvement. To continuously improve the CIP process and reporting, the CIP group has made the following improvements:

CIP REPORT

The most visible change to the CIP process is the document itself. Continuing improvements from the FY 2023 – 2027 CIP report, the outline of the content has been reordered and streamlined to provide a clearer sequencing.

In addition, a new section, Projects by Type, has been added to Chapter 2. The tables reflect CIP projects further broken down between Water – Treatment, Transmission, and Pump Station and Wastewater – Treatment, Conveyance, CSO, and Pump Station.

SCORING

The scoring this year followed the same methodology introduced in the FY23-27 CIP. This methodology was applied to improve and optimize the scoring and prioritization of projects by refining the alignment of the resulting project scores with GLWA's overall priorities and values. Below are a few additional actions implemented to streamline scoring revisions that were implemented:

- Projects that were reclassified retain their highest score.
- Projects were not scored if they are under construction.
- Projects in the closeout stage were not scored.
- Projects under programs were scored, but programs were not scored.

The CIP processes will continue to improve and evolve to provide the various stakeholders with improved projections and reporting.

MILESTONES

The following schedule provides details related to the FY 24-28 CIP upcoming milestones:

- January 18, 2023: Capital Planning Committee (CPC)
- Review of Preliminary Draft 2 January 25, 2023: Present FY 24-28 CIP to GLWA Board
- February 2023: Capital Planning Committee (CPC)- Review of Final FY 24-28 CIP and recommendation to the GLWA Board
- February 2023: Board consideration and action on the FY 24-28 CIP.
- July 1, 2023: Effective date of FY 2024-2028

REPORTING

FY23 and projections are based on real time actuals for each draft. Draft 1 actuals are from August 2022. Draft 2 actuals are from October 30, 2022.



02

CIP SUMMARY

CIP SUMMARY

2.1. CIP 5-YEAR SUMMARY TABLES

The Great Lakes Water Authority's 2024-2028 CIP overall summary tables can be seen below. Please note that the centralized services CIP Categories table's projected project budgets and project categories are also included in the water CIP Categories and wastewater CIP Categories tables.

WATER

Financial figures are in thousands of dollars (\$1,000s)

Category	Category Lifetime Actual Number	Actual Thru FY 2022	FY 2023	FY 2024	FY 2025	FY 2026	FY 2027	FY 2028	2024-2028 CIP Total	FY 2029 & Beyond	Project Total
Treatment Plants and Facilities											
Lake Huron	111x	\$18,802	\$11,363	\$16,976	\$11,472	\$33,035	\$33,826	\$61,374	\$156,683	\$150,415	\$337,263
Northeast	112x	\$870	\$3,272	\$2,777	\$4,808	\$7,577	\$6,826	\$11,715	\$33,703	\$153,876	\$191,720
Southwest	113x	\$2,483	\$4,769	\$1,467	\$1,450	\$123	\$0	\$0	\$3,040	\$192,926	\$203,217
Springwells	114x	\$63,861	\$14,596	\$29,840	\$36,475	\$34,849	\$41,305	\$28,666	\$171,135	\$366,559	\$616,151
Water Works Park	115x	\$12,802	\$19,772	\$16,974	\$16,192	\$8,049	\$0	\$4,770	\$45,986	\$135,283	\$213,843
General Purpose	116x	\$56,113	\$16,529	\$17,620	\$12,504	\$0	\$0	\$0	\$30,124	\$0	\$102,767
Treatment Plants and Facilities Total		\$154,931	\$70,301	\$85,654	\$82,901	\$83,633	\$81,957	\$106,525	\$440,671	\$999,059	\$1,664,961
Field Services											
Transmission System	122x	\$152,629	\$122,636	\$122,699	\$94,797	\$67,732	\$44,865	\$44,867	\$374,959	\$352,500	\$1,002,725
Field Services Total		\$152,629	\$122,636	\$122,699	\$94,797	\$67,732	\$44,865	\$44,867	\$374,959	\$352,500	\$1,002,725
Systems Control Center											
Pump Station/Reservoir	132x	\$31,385	\$21,283	\$10,386	\$2,429	\$8,498	\$17,114	\$19,154	\$57,580	\$406,367	\$516,616
Systems Control Center total		\$31,385	\$21,283	\$10,386	\$2,429	\$8,498	\$17,114	\$19,154	\$57,580	\$406,367	\$516,616
Metering											
General Purpose	151x	\$10,102	\$2,506	\$1,600	\$3,598	\$3,598	\$3,598	\$3,607	\$16,000	\$0	\$28,608
Metering total		\$10,102	\$2,506	\$1,600	\$3,598	\$3,598	\$3,598	\$3,607	\$16,000	\$0	\$28,608
Programs											
Programs	17xx	\$22,854	\$8,896	\$18,241	\$15,677	\$11,806	\$18,280	\$30,934	\$94,938	\$225,736	\$352,425
Programs	38xx	\$0	\$166	\$680	\$1,022	\$767	\$0	\$0	\$2,469	\$0	\$2,635
Programs total		\$22,854	\$9,062	\$18,921	\$16,699	\$12,573	\$18,280	\$30,934	\$97,407	\$225,736	\$355,060
Security											
General Purpose	341x	\$5,258	\$0	\$0	\$0	\$0	\$0	\$0	\$0	\$0	\$5,258
Security total		\$5,258	\$0	\$0	\$0	\$0	\$0	\$0	\$0	\$0	\$5,258
General Purpose											
General Purpose	371x	\$0	\$0	\$0	\$0	\$0	\$0	\$0	\$0	\$25,000	\$25,000
General Purpose total		\$0	\$0	\$0	\$0	\$0	\$0	\$0	\$0	\$25,000	\$25,000
Grand Total		\$377,159	\$225,788	\$239,260	\$200,424	\$176,034	\$165,814	\$205,087	\$986,617	\$2,008,662	\$3,598,228

WASTEWATER

Financial figures are in thousands of dollars (\$1,000s)

Category	Category Number	Lifetime Actual Thru FY 2022	FY 2023	FY 2024	FY 2025	FY 2026	FY 2027	FY 2028	2024-2028 CIP Total	FY 2029 & Beyond	Project Total
WRRF											
Primary Treatment	211x	\$74,515	\$16,324	\$25,644	\$33,800	\$32,718	\$29,910	\$33,971	\$156,042	\$231,496	\$478,377
Secondary Treatment and Disinfection	212x	\$969	\$2,379	\$11,038	\$11,089	\$11,089	\$13,321	\$13,825	\$60,363	\$147,313	\$211,023
Residuals Management	213x	\$22,237	\$2,596	\$1,760	\$413	\$2,794	\$4,166	\$3,443	\$12,576	\$201,757	\$239,166
Industrial Waste Control	214x	\$14,300	\$0	\$0	\$0	\$0	\$0	\$0	\$0	\$0	\$14,300
General Purpose	216x	\$16,263	\$17,080	\$22,854	\$36,308	\$24,825	\$21,310	\$4,410	\$109,707	\$95,430	\$238,480
WRRF Total		\$128,284	\$38,379	\$61,296	\$81,610	\$71,426	\$68,707	\$55,649	\$338,688	\$675,996	\$1,181,346
Field Services											
General Purpose	221x	\$3,577	\$11,730	\$8,243	\$1,517	\$1,517	\$2,523	\$1,047	\$14,848	\$38,166	\$68,321
Interceptor	222x	\$46,333	\$30,879	\$39,135	\$26,044	\$14,559	\$216	\$2,277	\$82,232	\$99,499	\$258,942
Field Services Total		\$49,910	\$42,609	\$47,378	\$27,561	\$16,076	\$2,739	\$3,324	\$97,080	\$137,665	\$327,263
Systems Control Center											
General Purpose	231x	\$37,583	\$26,216	\$37,926	\$31,638	\$17,000	\$6,717	\$9,579	\$102,860	\$16,253	\$182,912
Pump Stations	232x	\$55,358	\$8,711	\$24,295	\$26,207	\$29,444	\$29,444	\$17,434	\$126,824	\$413,987	\$604,880
In System Devices (Dams, ISD's)	233x	\$0	\$0	\$0	\$0	\$0	\$0	\$0	\$0	\$46,436	\$46,436
Systems Control Center Total		\$92,941	\$34,927	\$62,221	\$57,845	\$46,444	\$36,161	\$27,013	\$229,684	\$476,676	\$834,228
Programs											
Programs	26xx	\$27,101	\$13,599	\$17,540	\$13,165	\$14,916	\$9,838	\$4,094	\$59,553	\$1,031,483	\$1,131,736
Programs Total		\$27,101	\$13,599	\$17,540	\$13,165	\$14,916	\$9,838	\$4,094	\$59,553	\$1,031,483	\$1,131,736
CSO Facilities											
Multiple CSO Facilities	270x	\$5,627	\$5,723	\$6,047	\$3,711	\$4,366	\$10,920	\$15,288	\$40,332	\$65,145	\$116,827
Hubbell Southfield	273x	\$425	\$6	\$228	\$2,971	\$2,521	\$3,101	\$10,812	\$19,633	\$34,560	\$54,624
Conner Creek	276x	\$2,227	\$375	\$0	\$0	\$0	\$0	\$0	\$0	\$0	\$2,602
Baby Creek	277x	\$2,186	\$3,821	\$4,352	\$3,294	\$3,294	\$2,265	\$0	\$13,205	\$745	\$19,958
CSO Facilities Total		\$10,465	\$9,925	\$10,627	\$9,976	\$10,181	\$16,286	\$26,100	\$73,170	\$100,450	\$194,011
Security											
General Purpose	341x	\$2,345	\$4	\$0	\$0	\$0	\$0	\$0	\$0	\$0	\$2,349
Security Total		\$2,345	\$4	\$0	\$0	\$0	\$0	\$0	\$0	\$0	\$2,349
Grand Total		\$311,046	\$139,443	\$199,062	\$190,157	\$159,043	\$133,731	\$116,180	\$798,175	\$2,422,270	\$3,670,933

CENTRALIZED SERVICES

Financial figures are in thousands of dollars (\$1,000s)

Class Level 2	Class Level 3	Category Number	Lifetime Actual Thru FY 2022	FY 2023	FY 2024	FY 2025	FY 2026	FY 2027	FY 2028	2024-2028 CIP Total	FY 2029 & Beyond	Project Total
Security	General Purpose	341x	\$7,603	\$4	\$0	\$0	\$0	\$0	\$0	\$0	\$0	\$7,608
General Purpose	General Purpose	371x	\$0	\$0	\$0	\$0	\$0	\$0	\$0	\$0	\$25,000	\$25,000
Programs	Programs	38xx	\$0	\$166	\$680	\$1,022	\$767	\$0	\$0	\$2,469	\$0	\$2,635

Please note that these project categories and projected budgets also appear in water and wastewater tables above.

2.2. PROJECT STATUS

A status is assigned to each project or program within the CIP. The project status designation provides a high-level understanding of the progress of the project or program. Projects are categorized by activity levels within the Work Breakdown Structure, and multiple activity levels are based on the contract type. As such, each activity level of a project will have its own status and contract number. Descriptions of each status are provided below. Projects that have been newly introduced into the CIP this year have been designated as “New to the CIP” based upon a checkmark within the Business

Project Status	Description
Active - Pre-Procurement - Construction	The RFB (and other supporting documents) are in development.
Active - Pre-Procurement - Design	The RFP (and other supporting documents) are in development.
Active - Procurement - Board Approved - Construction	The negotiated terms and conditions with the successful bidder have gone to the board and been approved but a contract has not yet been executed.
Active - Procurement - Board Approved - Design	The negotiated terms and conditions with the successful bidder have gone to the board and been approved but a contract has not yet been executed.
Active - Procurement - Construction	An RFB (and other required documentation) have been submitted to the Procurement group for solicitation of proposals.
Active - Procurement - Design	An RFP (and other required documentation) have been submitted to the Procurement group for solicitation of proposals.
Active - Procurement - Negotiation Phase - Construction	The lowest responsible bidder for contract labor services has been notified to begin negotiations.
Active - Procurement - Negotiation Phase - Design	The highest responsible scored bidder for professional services has been notified to begin negotiations.
Cancelled	Project that has been completely cancelled and removed from the CIP.
Closed	Project that has been officially completed.
Future Planned - Beyond Ten Years	Future Planned - Beyond Ten Years
Future Planned - Ten Year CIP	Project Pushed out to years 6-10
Future Planned - Within Five Year Plan	Project that was included in the previous CIP and does not have an assigned BS and A Project Number.
Project Execution - Construction	There is a fully executed contract for the active phase
Project Execution - Design	There is a fully executed contract for the active phase

Project Status	Description
Project Execution - Pending Closeout	A Project that has an assigned BS and A Project Number, a Notice to Start Work has been issued, has projected expenditures for the current fiscal year equal to \$100,000 or less - with no future projected expenditures and has reached substantial completion.
Reclassified	Project that has been merged into the scope of work of an existing project.

Multiple CIP types are necessary to distinguish the differences in intent of how a CIP item is to be used. This CIP contains two primary CIP types: Projects and Programs. A typical project that has a specific scope and timeframe is considered a Project. Whereas, Programs represent projects that address repetitive scope to address the replacement and/or rehabilitation of specific capital assets on an ongoing or reoccurring basis. Programs are typically constant and extend over many years.

Project Type	Description
Project	A “Project” consists of the replacement and/or rehabilitation of specific capital assets within a finite timeframe and scope.
Program	A “Program” consists of the replacement and/or rehabilitation of specific capital assets on an ongoing or reoccurring basis. The program scope and/or projected expenses may vary from year-to-year depending on the needs identified within the program and as newly established programs develop consistent schedules, requirements, and history over time. Although not typically identified in the CIP future years projected expenses, these programs will typically be funded in perpetuity.

Many projects have changed status since the last CIP update. These projects are shown in the following tables:

NEW PROJECTS ADDED TO THE CIP

CIPNumber	Title	Project_Status
112007	NEWTP-Header Galleries and Washwater Building Structural Repair	Future Planned - Within Five Year Plan
113009	SW Flight and Chain Upgrades	Project Execution - Construction
170904*	Wholesale Water Meterpit Rehabilitation and Meter Upgrade - Phase II	Active - Procurement - Construction
222008	North Interceptor East Arm (NIEA) 7 Mile Road Diversion Structure	Future Planned - Within Five Year Plan
260210*	Rehabilitation of GLWA Sewers; Ashland Relief, Linwood, Lonyo, Second Avenue, and Shiawassee	Active - Procurement - Design
260802*	2022 WRRF Roof Improvements Project	Project Execution - Design
260904*	WRRF 3rd Floor Renovation	Active - Procurement - Design
260905*	WRRF Plumbing Shop Renovation - 260905	Project Execution - Design
276002	Replacement of Make-up Air Unit No. 2 at Conner Creek CSO Facility	Project Execution - Construction

*Project from a program

PROJECTS PROGRESSED TO ACTIVE/PROJECT EXECUTION STATUS

CIPNumber	Title	2023 Status	2024 Status
122019	Jefferson Main Replacement Project	Future Planned - Within Five Year Plan	Project Execution - Design
211009	WRRF Rehabilitation of the Circular Primary Clarifier Scum Removal System	Future Planned - Within Five Year Plan	Project Execution - Design
260900	WRRF Facility Optimization Program	Future Planned - Within Five Year Plan	Project Execution - Design
270001	Pilot CSO Netting Facility	Future Planned - Within Five Year Plan	Active - Pre-Procurement - Design
270006	CSO Facilities Improvements II	Future Planned - Within Five Year Plan	Active - Procurement - Design
273001	Hubbell Southfield CSO Facility Improvements	Future Planned - Within Five Year Plan	Active - Procurement - Design

PROJECTS WITH CLOSED STATUS IN FY24-28

CIPNumber	Title	2023 Status	2024 Status
111007	Lake Huron Water Treatment Plant, Raw Sludge Clarifier and Raw Sludge Pumping System Improvements	Project Execution - Pending Closeout	Closed
211001	WRRF Rehabilitation of Primary Clarifiers Rectangular Tanks, Drain Lines, Electrical/Mechanical Building and Pipe Gallery	Project Execution - Construction	Closed
214001	WRRF Relocation of Industrial Waste Control Division and Analytical Laboratory Operations	Project Execution - Construction	Closed
216007	DTE Primary Electric 3rd Feed Supply to WRRF	Project Execution - Pending Closeout	Closed
260504	Phase 2 Outfalls- 19000796	Project Execution - Construction	Closed
260613	Baby Creek HVAC Improvements	Project Execution - Construction	Closed
260615	Puritan Fenkell & Leib Site Improvements	Project Execution - Construction	Closed
260621	Conner Creek Dike Improvements	Project Execution - Construction	Closed
341001	Security Infrastructure Improvements on Water Facilities	Project Execution - Pending Closeout	Closed
341002	Security Infrastructure Improvements for Wastewater Facilities	Project Execution - Pending Closeout	Closed

PROJECTS PENDING CLOSEOUT STATUS IN FY 24-28

CIPNumber	Title	2023 Status	2024 Status
170109	GLWA-CS-187: FK Eng: Raw Water Intake	Project Execution - Design	Project Execution - Pending Closeout
260603	Conner Creek CSO RTB Automation Improvements	Project Execution - Construction	Project Execution - Pending Closeout
260620	Baby Creek Roof Replacement	Project Execution - Construction	Project Execution - Pending Closeout

PROJECTS WITH CANCELLED STATUS IN FY 24-28

CIPNumber	Title	2023 Status	2024 Status
113008	SWP Reservoir Replacement	Future Planned - Ten Year CIP	Cancelled

RECLASSIFIED PROJECTS

CIPNumber	New CIP Number	Title	2023 Status	2024 Status
260617	270006	St. Aubin Chemical Disinfection Improvements	Active - Procurement - Design	Reclassified
270005	270006	CSO Facility Safety Improvements and Building Rehabilitation	Future Planned - Within 5 Year Plan	Reclassified

2.3. LINEAR ASSETS

Many projects included in the CIP take place at GLWA facilities and on what GLWA considers to be vertical assets. However, GLWA manages many miles of water transmission mains and sewer interceptors. Projects on these linear assets are listed below. A spatial view and understanding of these project locations can be found in the CIP Viewer located within the WAMR and GDRSS Member Outreach Portals after the Board Approval and adoption of the annual CIP Plan.

CIPNumber	Title
116002	Pennsylvania and Springwells Raw Water Supply Tunnel Improvements
122003	Water Works Park to Northeast Transmission Main
122004	96-inch Water Transmission Main Relocation and Isolation Valve Installations
122005	Schoolcraft Road Water Transmission Main
122006	Wick Road Water Transmission Main
122007	Merriman Road Water Transmission Main Loop
122011	Park-Merriman Road Water Transmission Main
122013	14 Mile Transmission Main Loop
122016	Downriver Transmission Main Loop
122017	7 Mile/Nevada Transmission Main Rehab and Carrie/Nevada Flow Control Station
122018	Garland, Hurlbut, Bewick Water Transmission System Rehabilitation
122019	Jefferson Main Replacement Project
170109	GLWA-CS-187: FK Eng: Raw Water Intake

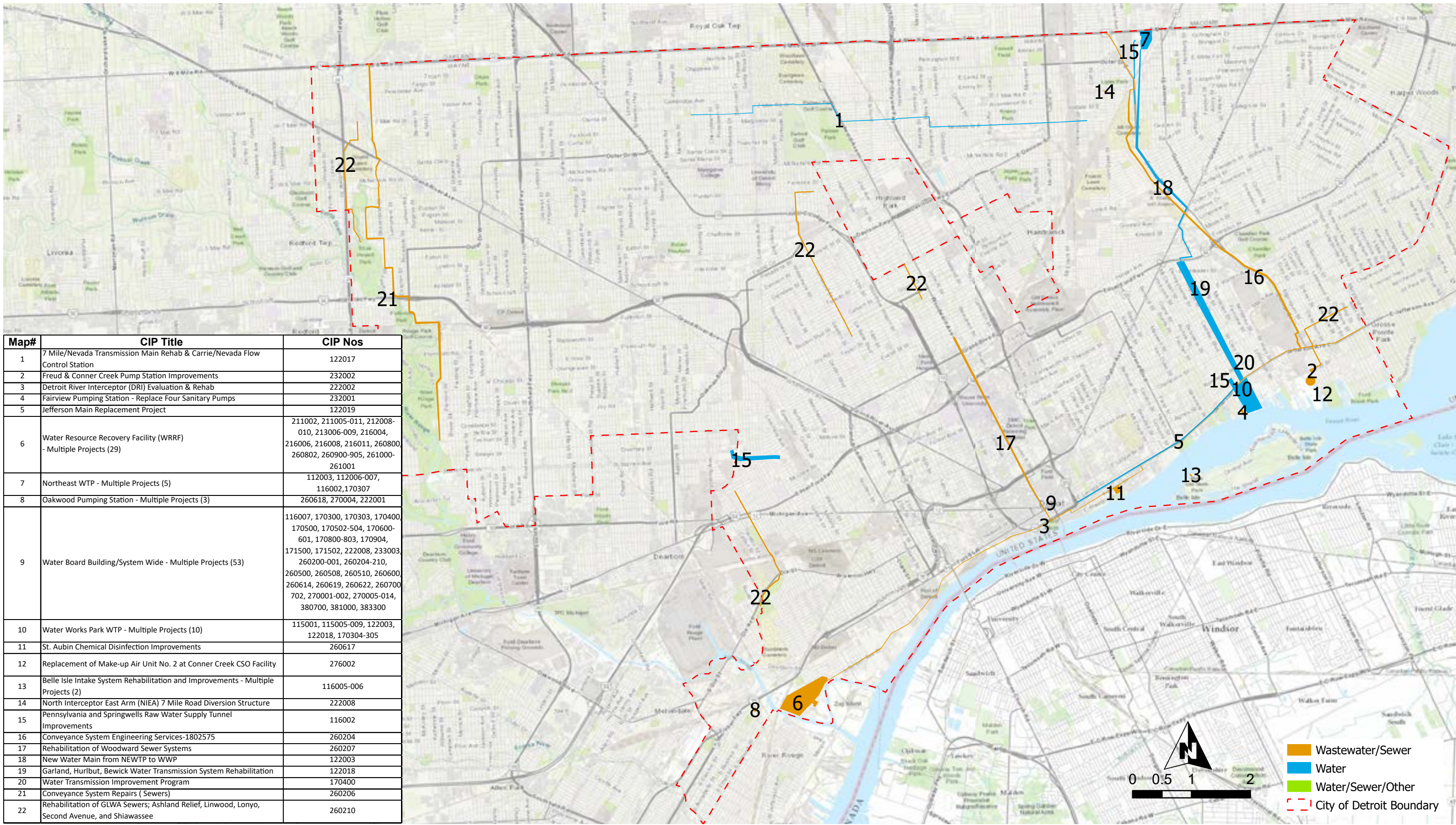
CIPNumber	Title
170400	Water Transmission Improvement Program
170500	Transmission System Valve Rehabilitation and Replacement Program
170502	Transmission System Valve Rehabilitation and Replacement Phase I
170503	Transmission Mains Valves and Urgent Repairs Contract 2
170504	Transmission Mains Valves and Urgent Repairs Contract 1
170600	Linear System Integrity Program
170601	Linear System Integrity Program - Contract 1
170900	Suburban Water Meter Pit Rehabilitation and Meter Replacement
170901	Suburban Water Meter Pit Rehabilitation and Meter Replacement
170902	Brownstown Meter Pit
170904	Wholesale Water Meterpit Rehabilitation and Meter Upgrade - Phase II
222001	Oakwood District Intercommunity Relief Sewer Modification at Oakwood District
222002	Detroit River Interceptor (DRI) Evaluation and Rehabilitation
222008	North Interceptor East Arm (NIEA) 7 Mile Road Diversion Structure
233003	Rouge River In-system Storage Devices
260200	Sewer and Interceptor Rehabilitation Program
260201	CON-149, Emergency Sewer Repair
260204	Conveyance System Engineering Services-1802575
260205	NWI Rehabilitation
260206	Conveyance System Repairs (Sewers)
260207	Rehabilitation of Woodward Sewer Systems
260209	Sewer Rehabilitation and Repair
260210	Rehabilitation of GLWA Sewers; Ashland Relief, Linwood, Lonyo, Second Avenue, and Shiawassee
260510	Conveyance System Repairs (Outfalls)
260700	Sewer System Infrastructure Improvements and Pumping Stations
260701	Conveyance System Infrastructure Improvements
380700	As-Needed Geotechnical and Related Engineering Services

2.4. PROJECTS BY JURISDICTION

The following projects listed are under the jurisdiction of the physical location of the project. Projects that are planned for multiple facilities within multiple jurisdictions are identified as “Multiple Counties”. A spatial view and understanding of these project locations will be found in the CIP Viewer located within the WAMR and GDRSS Member Outreach Portals after the Board Approval and adoption of the yearly CIP Plan.

Jurisdiction	CIPNumber						
City of Detroit							
	112003	112006	112007	115001	115005	115006	115007
	115009	116002	116005	116006	122003	122017	122018
	122019	170304	170305	170307	170803	211001	211002
	211005	211006	211007	211008	211009	211010	211011
	212008	212009	212010	213006	213007	213008	213009
	214001	216004	216006	216007	216008	216011	222002
	222008	232001	232002	232004	260205	260206	260207
	260508	260510	260603	260615	260617	260618	260621
	260802	260900	260901	260902	260903	260904	260905
	261000	261001	270001	270002	270004	270008	270010
	270011	270013	270014	276002			
Lapeer County							
	132007	132021					
Multiple Counties							
	116007	122004	170109	170300	170303	170400	170500
	170502	170503	170504	170600	170601	170800	170801
	170802	170900	170901	170904	171500	171502	222001
	260200	260201	260204	260209	260500	260504	260600
	260614	260619	260622	260700	260701	260702	260800
	270003	270007	270009	270012	277001	341001	341002
	380700	381000	383300				
Oakland County							
	122013	132010	132014	132016	132020	273001	
Saint Clair County							
	111001	111006	111007	111008	111009	111010	111011
	111012						

Wayne County - Outside Detroit							
	113003	113006	113007	113008	113009	114002	114005
	114007	114008	114010	114011	114016	114017	114018
	122005	122006	122007	122011	122016	132012	132015
	132018	132019	132022	170302	170306	170902	233003
	260210	260613	260620	260623	270005	270006	273002
	277002						

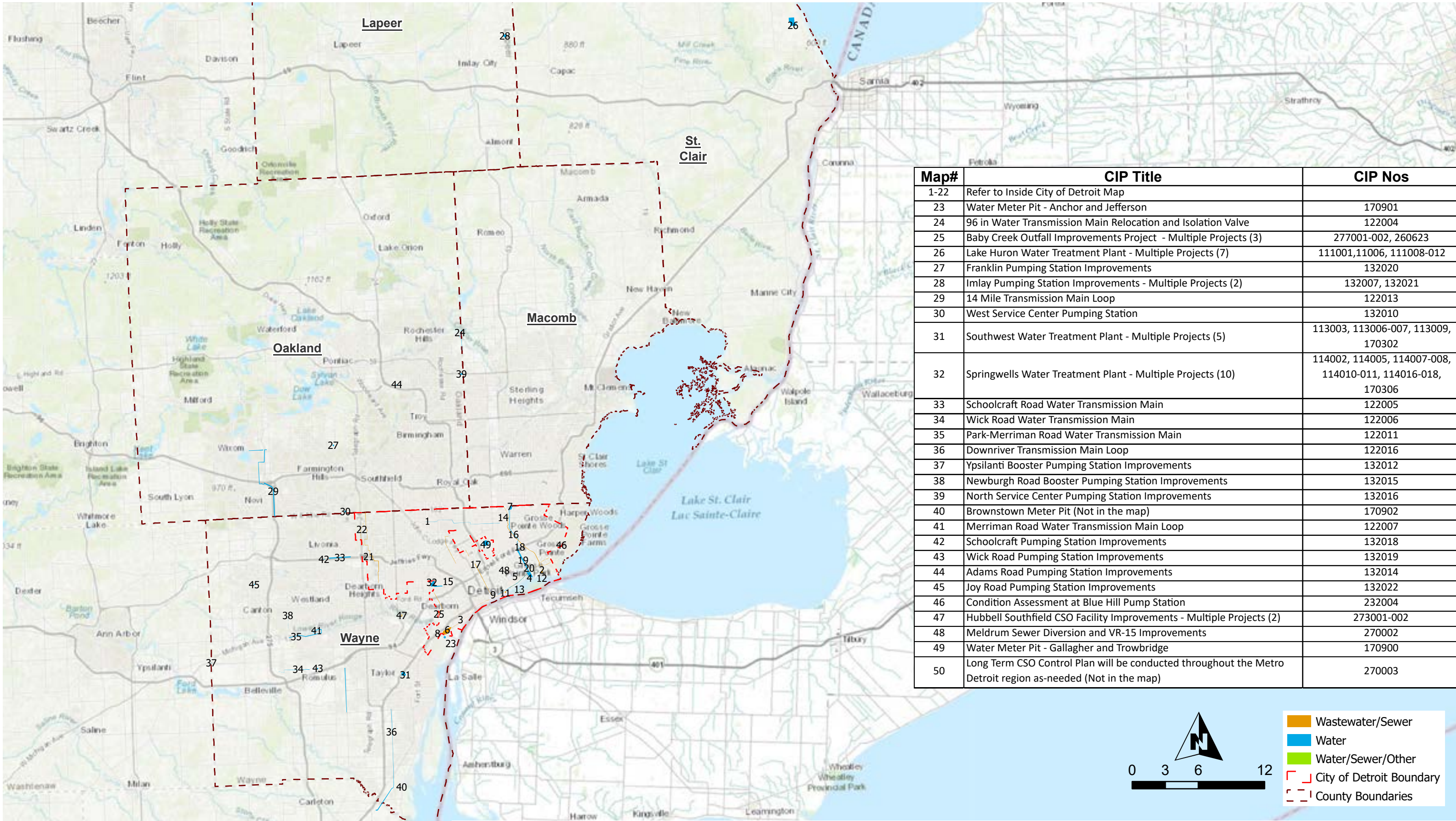


Map#	CIP Title	CIP Nos
1	7 Mile/Nevada Transmission Main Rehab & Carrie/Nevada Flow Control Station	122017
2	Freud & Conner Creek Pump Station Improvements	232002
3	Detroit River Interceptor (DRI) Evaluation & Rehab	222002
4	Fairview Pumping Station - Replace Four Sanitary Pumps	232001
5	Jefferson Main Replacement Project	122019
6	Water Resource Recovery Facility (WRRF) - Multiple Projects (29)	211002, 211005-011, 212008-010, 213006-009, 216004, 216006, 216008, 216011, 260800, 260802, 260900-905, 261000-261001
7	Northeast WTP - Multiple Projects (5)	112003, 112006-007, 116002, 170307
8	Oakwood Pumping Station - Multiple Projects (3)	260618, 270004, 222001
9	Water Board Building/System Wide - Multiple Projects (53)	116007, 170300, 170303, 170400, 170500, 170502-504, 170600-601, 170800-803, 170904, 171500, 171502, 222008, 233003, 260200-001, 260204-210, 260500, 260508, 260510, 260600, 260614, 260619, 260622, 260700, 260702, 270001-002, 270005-014, 380700, 381000, 383300
10	Water Works Park WTP - Multiple Projects (10)	115001, 115005-009, 122003, 122018, 170304-305
11	St. Aubin Chemical Disinfection Improvements	260617
12	Replacement of Make-up Air Unit No. 2 at Conner Creek CSO Facility	276002
13	Belle Isle Intake System Rehabilitation and Improvements - Multiple Projects (2)	116005-006
14	North Interceptor East Arm (NIEA) 7 Mile Road Diversion Structure	222008
15	Pennsylvania and Springwells Raw Water Supply Tunnel Improvements	116002
16	Conveyance System Engineering Services-1802575	260204
17	Rehabilitation of Woodward Sewer Systems	260207
18	New Water Main from NEWTP to WWP	122003
19	Garland, Hurlbut, Bewick Water Transmission System Rehabilitation	122018
20	Water Transmission Improvement Program	170400
21	Conveyance System Repairs (Sewers)	260206
22	Rehabilitation of GLWA Sewers; Ashland Relief, Linwood, Lonyo, Second Avenue, and Shiawassee	260210

CURRENT GLWA FY 2024-2028 CIP PROJECTS - INSIDE CITY OF DETROIT

Notes: Projects depicted on this map are based on the best available data at this time. They may not be completely accurate including spatial representations, leased statuses or attribute values. The user accepts responsibility for accuracy of any referenced information, spatial or otherwise.





Map#	CIP Title	CIP Nos
1-22	Refer to Inside City of Detroit Map	
23	Water Meter Pit - Anchor and Jefferson	170901
24	96 in Water Transmission Main Relocation and Isolation Valve	122004
25	Baby Creek Outfall Improvements Project - Multiple Projects (3)	277001-002, 260623
26	Lake Huron Water Treatment Plant - Multiple Projects (7)	111001,11006, 111008-012
27	Franklin Pumping Station Improvements	132020
28	Imlay Pumping Station Improvements - Multiple Projects (2)	132007, 132021
29	14 Mile Transmission Main Loop	122013
30	West Service Center Pumping Station	132010
31	Southwest Water Treatment Plant - Multiple Projects (5)	113003, 113006-007, 113009, 170302
32	Springwells Water Treatment Plant - Multiple Projects (10)	114002, 114005, 114007-008, 114010-011, 114016-018, 170306
33	Schoolcraft Road Water Transmission Main	122005
34	Wick Road Water Transmission Main	122006
35	Park-Merriman Road Water Transmission Main	122011
36	Downriver Transmission Main Loop	122016
37	Ypsilanti Booster Pumping Station Improvements	132012
38	Newburgh Road Booster Pumping Station Improvements	132015
39	North Service Center Pumping Station Improvements	132016
40	Brownstown Meter Pit (Not in the map)	170902
41	Merriman Road Water Transmission Main Loop	122007
42	Schoolcraft Pumping Station Improvements	132018
43	Wick Road Pumping Station Improvements	132019
44	Adams Road Pumping Station Improvements	132014
45	Joy Road Pumping Station Improvements	132022
46	Condition Assessment at Blue Hill Pump Station	232004
47	Hubbell Southfield CSO Facility Improvements - Multiple Projects (2)	273001-002
48	Meldrum Sewer Diversion and VR-15 Improvements	270002
49	Water Meter Pit - Gallagher and Trowbridge	170900
50	Long Term CSO Control Plan will be conducted throughout the Metro Detroit region as-needed (Not in the map)	270003

CURRENT GLWA FY 2024-2028 CIP PROJECTS - INSIDE CITY OF DETROIT

Notes: Projects depicted on this map are based on the best available data at this time. They may not be completely accurate including spatial representations, leased statuses or attribute values. The user accepts responsibility for accuracy of any referenced information, spatial or otherwise.



Service Layer Credits: World Topographic Map: County of Lambton, Ontario Base Map, Province of Ontario, Esri Canada, Esri, © OpenStreetMap contributors, HERE, Garmin, USGS, NGA, EPA, USDA, NPS, AAFC, NRCAN, DWSD, GLWA, Metco

2.5. SPECIALTY PROJECTS

PROJECTS WITH THE POTENTIAL TO BE INNOVATIVE

One of GLWA's main organizational guiding pillars is to provide high quality through innovation. To ensure CIP projects are being considered for new and innovative technologies, during the project review process, projects that may be considered for innovative technologies, practices, or procedures were identified by the GLWA Energy, Research & Innovation Group. The following projects will be further evaluated for innovative opportunities during the scope development process:

CIPNumber	Title
111001	Lake Huron Water Treatment Plant, Low-Lift, High Lift and Filter Backwash Pumping System Improvements
111006	Lake Huron Water Treatment Plant, Filter Instrumentation and Raw Water Flow Metering Improvements
111011	Lake Huron WTP Pilot Plant
111012	LHWTP-Flocculation Improvements
113003	Southwest Water Treatment Plant, Low- and High-Lift Pumping Station, Flocculation and Filtration System Improvements
113007	Southwest Water Treatment Plant Architectural and Building Mechanical Improvements
122018	Garland, Hurlbut, Bewick Water Transmission System Rehabilitation
132007	Energy Management: Freeze Protection Pump Installation at Imlay Pump Station
132021	Imlay Pumping Station Improvements
132022	Joy Road Pumping Station Improvements
170600	Linear System Integrity Program
211006	WRRF PS No. 1 Improvements
211007	WRRF PS #2 Bar Racks Replacements and Grit Collection System Improvements
211008	WRRF Rehabilitation of Ferric Chloride Feed System in PS-1 and Complex B Sludge Lines
211009	WRRF Rehabilitation of the Circular Primary Clarifier Scum Removal System
211011	WRRF PS1 Screening and Grit Improvements
212008	WRRF Aeration Improvements 1 and 2
212009	WRRF Aeration Improvements 3 and 4
212010	WRRF Conversion of Disinfection of all Flow to Sodium Hypochlorite and Sodium Bisulfite
213008	WRRF Rehabilitation of the Ash Handling Systems
216004	Rehabilitation of Various Sampling Sites and PS#2 Ferric Chloride System at WRRF
216006	Assessment and Rehabilitation of WRRF yard piping and underground utilities
216008	Rehabilitation of Screened Final Effluent (SFE) Pump Station
260603	Conner Creek CSO RTB Automation Improvements
260620	Baby Creek Roof Replacement
260902	WRRF 4th Floor Renovation
270014	Conversion to Complete Capture Basin at Puritan Fenkell and Seven Mile CSO Facilities

WATER MASTER PLAN RIGHT-SIZING PROJECTS

Based upon the completion and acceptance of the 2015 Comprehensive Water Master Plan, many water projects are being considered with reduced capital investment to reduce the rated capacity to master plan identified levels based on current population and water usage. The following projects have capital expenditure avoidance based upon water master planning efforts to right-size the system for current needs:

CIPNumber	Title
111001	Lake Huron Water Treatment Plant, Low-Lift, High Lift and Filter Backwash Pumping System Improvements
111010	Filtration Improvements
111011	Lake Huron WTP Pilot Plant
112003	Northeast Water Treatment Plant High-Lift Pumping Station Improvements
113003	Southwest Water Treatment Plant, Low- and High-Lift Pumping Station, Flocculation and Filtration System Improvements
114002	Springwells Water Treatment Plant, Low-Lift and High-Lift Pumping Station Improvements
115001	Water Works Park Water Treatment Plant Yard Piping, Valves and Venturi Meters Replacement
115007	Water Works Park High Lift Pumping Station Modernization
122003	Water Works Park to Northeast Transmission Main
122007	Merriman Road Water Transmission Main Loop
122017	7 Mile/Nevada Transmission Main Rehab and Carrie/Nevada Flow Control Station
132007	Energy Management: Freeze Protection Pump Installation at Imlay Pump Station
132019	Wick Road Pumping Station Improvements
132021	Imlay Pumping Station Improvements

WASTEWATER MASTER PLAN PROJECTS

GLWA has recently completed the first Wastewater Master Plan. The following projects have come about due to recommendations in this Master Plan:

CIPNumber	Title
213009	WRRF Biosolids Processing Improvements
216008	Rehabilitation of Screened Final Effluent (SFE) Pump Station
222001	Oakwood District Intercommunity Relief Sewer Modification at Oakwood District
222008	North Interceptor East Arm (NIEA) 7 Mile Road Diversion Structure
232004	Condition Assessment at Blue Hill Pump Station
233003	Rouge River In-system Storage Devices
260904	WRRF 3rd Floor Renovation
270001	Pilot CSO Netting Facility
270002	Meldrum Sewer Diversion and VR-15 Improvements
270004	Oakwood and Leib CSO Facilities Improvement Project

NORTHEAST WATER TREATMENT PLANT REPURPOSING RELATED PROJECTS

The 2015 Comprehensive Water Master Plan has identified reducing the number of water treatment facilities in full operation at GLWA. Initially, for long-term capital expenditure avoidance, the plan has identified the repurposing of the Northeast Water Treatment Plant. Several capital projects are necessary to repurpose this facility into a reservoir and pump station to achieve the savings identified in the master plan. The following projects are associated with the repurposing of the Northeast Water Treatment Plant:

CIPNumber	Title
112003	Northeast Water Treatment Plant High-Lift Pumping Station Improvements
112007	NEWTP-Header Galleries and Washwater Building Structural Repair
114002	Springwells Water Treatment Plant, Low-Lift and High-Lift Pumping Station Improvements
115001	Water Works Park Water Treatment Plant Yard Piping, Valves and Venturi Meters Replacement
115007	Water Works Park High Lift Pumping Station Modernization
122003	Water Works Park to Northeast Transmission Main
122018	Garland, Hurlbut, Bewick Water Transmission System Rehabilitation

REDUNDANCY PROJECTS

Projects which will increase the redundancy of GLWA infrastructure are listed below:

CIPNumber	Title
111001	Lake Huron Water Treatment Plant, Low-Lift, High Lift and Filter Backwash Pumping System Improvements
111006	Lake Huron Water Treatment Plant, Filter Instrumentation and Raw Water Flow Metering Improvements
111009	Lake Huron Water Treatment Plant - High Lift Pumping, Water Production Flow Metering and Yard Piping Improvements
111010	Filtration Improvements
112003	Northeast Water Treatment Plant High-Lift Pumping Station Improvements
114002	Springwells Water Treatment Plant, Low-Lift and High-Lift Pumping Station Improvements
114008	Springwells Water Treatment Plant 1930 Sedimentation Basin Sluice Gates, Guides & Hoists Improvements
114010	Springwells Water Treatment Plant, Yard Piping and High-Lift Header Improvements
114016	Springwells Water Treatment Plant 1958 Settled Water Conduits and Loading Dock Concrete Pavement Replacement
114017	Springwells Water Treatment Plant Flocculator Drive Replacements
115001	Water Works Park Water Treatment Plant Yard Piping, Valves and Venturi Meters Replacement
116002	Pennsylvania and Springwells Raw Water Supply Tunnel Improvements
122003	Water Works Park to Northeast Transmission Main

CIPNumber	Title
122004	96-inch Water Transmission Main Relocation and Isolation Valve Installations
122005	Schoolcraft Road Water Transmission Main
122006	Wick Road Water Transmission Main
122007	Merriman Road Water Transmission Main Loop
122011	Park-Merriman Road Water Transmission Main
122013	14 Mile Transmission Main Loop
122016	Downriver Transmission Main Loop
122017	7 Mile/Nevada Transmission Main Rehab and Carrie/Nevada Flow Control Station
122018	Garland, Hurlbut, Bewick Water Transmission System Rehabilitation
132007	Energy Management: Freeze Protection Pump Installation at Imlay Pump Station
132010	West Service Center Pumping Station - Reservoir, Reservoir Pumping, and Division Valve Upgrades
132012	Ypsilanti Booster Pumping Station Improvements
132015	Newburgh Road Booster Pumping Station Improvements
132016	North Service Center Pumping Station Improvements
132018	Schoolcraft Pumping Station Improvements
132019	Wick Road Pumping Station Improvements
132021	Imlay Pumping Station Improvements
132022	Joy Road Pumping Station Improvements
170400	Water Transmission Improvement Program
170500	Transmission System Valve Rehabilitation and Replacement Program
170800	System-Wide Finished Water Reservoir Inspection, Design and Rehabilitation
170801	Reservoir Inspection, Design and Construction Project at Imlay Station, Lake Huron Water Treatment Plant, Springwells Water Treatment Plant, And Southwest Water Treatment Plant
170802	Reservoir Inspection, Design, and Construction Management Services Phase II
170803	Reservoir Inspection, Design, and Construction Management Services Phase III
211002	WRRF PS No. 2 Pumping Improvements - Phase 1
211005	WRRF PS No. 2 Improvements Phase II
211006	WRRF PS No. 1 Improvements
211007	WRRF PS #2 Bar Racks Replacements and Grit Collection System Improvements
211008	WRRF Rehabilitation of Ferric Chloride Feed System in PS-1 and Complex B Sludge Lines
211009	WRRF Rehabilitation of the Circular Primary Clarifier Scum Removal System
211010	Rehabilitation of Sludge Processing Complexes A and B
211011	WRRF PS1 Screening and Grit Improvements
212008	WRRF Aeration Improvements 1 and 2
212009	WRRF Aeration Improvements 3 and 4
213006	WRRF Improvements to Sludge Feed Pumps at Dewatering Facilities
213007	WRRF Modification to Incinerator Sludge Feed Systems at Complex -II
213008	WRRF Rehabilitation of the Ash Handling Systems

CIPNumber	Title
216004	Rehabilitation of Various Sampling Sites and PS#2 Ferric Chloride System at WRRF
216006	Assessment and Rehabilitation of WRRF yard piping and underground utilities
222001	Oakwood District Intercommunity Relief Sewer Modification at Oakwood District
222002	Detroit River Interceptor (DRI) Evaluation and Rehabilitation
222008	North Interceptor East Arm (NIEA) 7 Mile Road Diversion Structure
232001	Fairview Pumping Station - Replace Four Sanitary Pumps
232002	Freud & Conner Creek Pump Station Improvements
232004	Condition Assessment at Blue Hill Pump Station
260200	Sewer and Interceptor Rehabilitation Program
260500	CSO Outfall Rehabilitation
260510	Conveyance System Repairs (Outfalls)
260600	CSO Facilities Improvement Program
260619	Control System Upgrade - St Aubin, Lieb & Mile
260623	CSO Baby Creek Screen Rehabilitation
260800	WRRF Roof Replacement for Multiple Facilities Program
261000	WRRF Rehabilitation of the Secondary Clarifiers
261001	WRRF Rehabilitation of the Secondary Clarifiers Phase 1
270002	Meldrum Sewer Diversion and VR-15 Improvements
270010	HVAC Improvements at Puritan Fenkell and Seven Mile CSO Facilities
273002	CSO Hubbell Southfield VR-8 Gate Improvements
277002	Baby Creek CSO Facility Influent Flushing System
381000	Power Quality: Electric Metering Improvement Program

2.6. PROJECT BY TYPE

The following are CIP projects further broken down by category type, divided between Water Treatment, Transmission/Storage, and Pump Station. Furthermore, wastewater CIP projects are also broken down by category types - Treatment, Conveyance, CSO, and Pump Station.

WATER: PUMP STATIONS

CIPNumber	Title
132007	Energy Management: Freeze Protection Pump Installation at Imlay Pump Station
132010	West Service Center Pumping Station - Reservoir, Reservoir Pumping, and Division Valve Upgrades
132012	Ypsilanti Booster Pumping Station Improvements
132014	Adams Road Pumping Station Improvements
132015	Newburgh Road Booster Pumping Station Improvements
132016	North Service Center Pumping Station Improvements
132018	Schoolcraft Pumping Station Improvements
132019	Wick Road Pumping Station Improvements
132020	Franklin Pumping Station Improvements
132021	Imlay Pumping Station Improvements
132022	Joy Road Pumping Station Improvements

WATER: TRANSMISSION AND STORAGE

CIPNumber	Title
116002	Pennsylvania and Springwells Raw Water Supply Tunnel Improvements
122003	Water Works Park to Northeast Transmission Main
122004	96-inch Water Transmission Main Relocation and Isolation Valve Installations
122005	Schoolcraft Road Water Transmission Main
122006	Wick Road Water Transmission Main
122007	Merriman Road Water Transmission Main Loop
122011	Park-Merriman Road Water Transmission Main
122013	14 Mile Transmission Main Loop
122016	Downriver Transmission Main Loop
122017	7 Mile/Nevada Transmission Main Rehab and Carrie/Nevada Flow Control Station
122018	Garland, Hurlbut, Bewick Water Transmission System Rehabilitation
122019	Jefferson Main Replacement Project
170109	GLWA-CS-187: FK Eng: Raw Water Intake
170400	Water Transmission Improvement Program
170500	Transmission System Valve Rehabilitation and Replacement Program
170502	Transmission System Valve Rehabilitation and Replacement Phase I
170503	Transmission Mains Valves and Urgent Repairs Contract 2
170504	Transmission Mains Valves and Urgent Repairs Contract 1
170600	Linear System Integrity Program
170601	Linear System Integrity Program - Contract 1
170800	System-Wide Finished Water Reservoir Inspection, Design and Rehabilitation
170801	Reservoir Inspection, Design and Construction Project at Imlay Station, Lake Huron Water Treatment Plant, Springwells Water Treatment Plant, And Southwest Water Treatment Plant
170802	Reservoir Inspection, Design, and Construction Management Services Phase II
170803	Reservoir Inspection, Design, and Construction Management Services Phase III
170900	Suburban Water Meter Pit Rehabilitation and Meter Replacement
170901	Suburban Water Meter Pit Rehabilitation and Meter Replacement
170902	Brownstown Meter Pit
170904	Wholesale Water Meterpit Rehabilitation and Meter Upgrade - Phase II
380700	As-Needed Geotechnical and Related Engineering Services

WATER: TREATMENT

CIPNumber	Title
111001	Lake Huron Water Treatment Plant, Low-Lift, High Lift and Filter Backwash Pumping System Improvements
111006	Lake Huron Water Treatment Plant, Filter Instrumentation and Raw Water Flow Metering Improvements
111008	Lake Huron Water Treatment Plant, Architectural Programming for Laboratory and Admin Building Improvements
111009	Lake Huron Water Treatment Plant - High Lift Pumping, Water Production Flow Metering and Yard Piping Improvements
111010	Filtration Improvements
111011	Lake Huron WTP Pilot Plant
111012	LHWTP-Flocculation Improvements
112003	Northeast Water Treatment Plant High-Lift Pumping Station Improvements
112006	Northeast Water Treatment Plant Flocculator Replacements
112007	NEWTP-Header Galleries and Washwater Building Structural Repair
113003	Southwest Water Treatment Plant, Low- and High-Lift Pumping Station, Flocculation and Filtration System Improvements
113006	Southwest Water Treatment Plant Chlorine Scrubber, Raw Water Screens & Related Improvements
113007	Southwest Water Treatment Plant Architectural and Building Mechanical Improvements
113009	SW Flight and Chain Upgrades
114002	Springwells Water Treatment Plant, Low-Lift and High-Lift Pumping Station Improvements
114005	Springwells Water Treatment Plant, Administration Building Improvements & Underground Fire Protection Loop
114007	Springwells Water Treatment Plant Powdered Activated Carbon System Improvements
114008	Springwells Water Treatment Plant 1930 Sedimentation Basin Sluice Gates, Guides & Hoists Improvements
114010	Springwells Water Treatment Plant, Yard Piping and High-Lift Header Improvements
114011	Springwells Water Treatment Plant Steam, Condensate Return, and Compressed Air Piping Improvements
114016	Springwells Water Treatment Plant 1958 Settled Water Conduits and Loading Dock Concrete Pavement Replacement
114017	Springwells Water Treatment Plant Flocculator Drive Replacements
114018	Springwells Water Treatment Plant - Service Building Electrical Substation and Miscellaneous Improvements
115001	Water Works Park Water Treatment Plant Yard Piping, Valves and Venturi Meters Replacement
115005	WWP WTP Building Ventilation Improvements
115006	Water Works Park Site/Civil Improvements

CIPNumber	Title
115007	Water Works Park High Lift Pumping Station Modernization
115009	Water Works Park Sedimentation Basins Structural Upgrades
116005	Belle Isle Seawall Rehabilitation
116006	Belle Isle Intake System Rehabilitation and Improvements
116007	System Electrical Power Improvements
170300	Water Treatment Plant Automation Program
170302	SW SCADA System Upgrade
170303	Power Monitoring Installation for Water Treatment Plants
170304	WWP Scada Infrastructure Upgrade
170305	WWP SCADA Network Upgrade
170306	SPW SCADA PLC Network Upgrade
170307	NE SCADA Network Upgrade
171500	Roof Replacement at WWP, SP, LH, NE, SW, NSC, Orion, Franklin, and Conner Creek Facilities
171502	Lake Huron and Southwest Roof Replacement
381000	Power Quality: Electric Metering Improvement Program
383300	Masonry Replacement and Rehabilitation Program

WASTEWATER: TREATMENT

CIPNumber	Title
211002	WRRF PS No. 2 Pumping Improvements - Phase 1
211005	WRRF PS No. 2 Improvements Phase II
211006	WRRF PS No. 1 Improvements
211007	WRRF PS #2 Bar Racks Replacements and Grit Collection System Improvements
211008	WRRF Rehabilitation of Ferric Chloride Feed System in PS-1 and Complex B Sludge Lines
211009	WRRF Rehabilitation of the Circular Primary Clarifier Scum Removal System
211010	Rehabilitation of Sludge Processing Complexes A and B
211011	WRRF PS1 Screening and Grit Improvements
212008	WRRF Aeration Improvements 1 and 2
212009	WRRF Aeration Improvements 3 and 4
212010	WRRF Conversion of Disinfection of all Flow to Sodium Hypochlorite and Sodium Bisulfite
213006	WRRF Improvements to Sludge Feed Pumps at Dewatering Facilities
213007	WRRF Modification to Incinerator Sludge Feed Systems at Complex -II
213008	WRRF Rehabilitation of the Ash Handling Systems
213009	WRRF Biosolids Processing Improvements
216004	Rehabilitation of Various Sampling Sites and PS#2 Ferric Chloride System at WRRF
216006	Assessment and Rehabilitation of WRRF yard piping and underground utilities
216008	Rehabilitation of Screened Final Effluent (SFE) Pump Station

CIPNumber	Title
216011	WRRF Structural Improvements
260800	WRRF Roof Replacement for Multiple Facilities Program
260802	2022 WRRF Roof Improvements Project
260900	WRRF Facility Optimization Program
260901	Rehabilitation of HAZMAT Facility at WRRF
260902	WRRF 4th Floor Renovation
260903	WRRF Front Entrance Rehabilitation
260904	WRRF 3rd Floor Renovation
260905	WRRF Plumbing Shop Renovation - 260905
261000	WRRF Rehabilitation of the Secondary Clarifiers
261001	WRRF Rehabilitation of the Secondary Clarifiers Phase 1

WASTEWATER: PUMP STATIONS

CIPNumber	Title
232001	Fairview Pumping Station - Replace Four Sanitary Pumps
232002	Freud & Conner Creek Pump Station Improvements
232004	Condition Assessment at Blue Hill Pump Station
260702	Pump Station Assets Updates

WASTEWATER: CONVEYANCE

CIPNumber	Title
222001	Oakwood District Intercommunity Relief Sewer Modification at Oakwood District
222002	Detroit River Interceptor (DRI) Evaluation and Rehabilitation
222008	North Interceptor East Arm (NIEA) 7 Mile Road Diversion Structure
233003	Rouge River In-system Storage Devices
260200	Sewer and Interceptor Rehabilitation Program
260201	CON-149, Emergency Sewer Repair
260204	Conveyance System Engineering Services-1802575
260205	NWI Rehabilitation
260206	Conveyance System Repairs (Sewers)
260207	Rehabilitation of Woodward Sewer Systems
260209	Sewer Rehabilitation and Repair
260210	Rehabilitation of GLWA Sewers; Ashland Relief, Linwood, Lonyo, Second Avenue, and Shiawassee
260510	Conveyance System Repairs (Outfalls)
260700	Sewer System Infrastructure Improvements and Pumping Stations
260701	Conveyance System Infrastructure Improvements

WASTEWATER: CSO

CIPNumber	Title
260500	CSO Outfall Rehabilitation
260508	B-39 Outfall Rehabilitation
260600	CSO Facilities Improvement Program
260603	Conner Creek CSO RTB Automation Improvements
260614	Structural Inspection & Structural Improvements
260618	Oakwood HVAC Project
260619	Control System Upgrade - St Aubin, Lieb & Mile
260620	Baby Creek Roof Replacement
260622	CSO Emergency Generator Improvements
260623	CSO Baby Creek Screen Rehabilitation
270001	Pilot CSO Netting Facility
270002	Meldrum Sewer Diversion and VR-15 Improvements
270003	Long Term CSO Control Plan
270004	Oakwood and Leib CSO Facilities Improvement Project
270006	CSO Facilities Improvements II
270007	Disinfection System Improvements at Baby Creek, Belle Isle, Conner Creek, and Puritan Fenkell CSO Facilities
270008	Flushing System Improvements at Conner Creek and St. Aubin CSO Facilities
270009	Site Improvements at St. Aubin, Belle Isle, and Baby Creek CSO Facilities
270010	HVAC Improvements at Puritan Fenkell and Seven Mile CSO Facilities
270011	HVAC Improvements at Conner Creek and Belle Isle CSO Facilities
270012	Control System Upgrades at Conner Creek, Oakwood, and Puritan Fenkell CSO Facilities
270013	Facility Improvements at Puritan Fenkell and Seven Mile CSO Facilities
270014	Conversion to Complete Capture Basin at Puritan Fenkell and Seven Mile CSO Facilities
273001	Hubbell Southfield CSO Facility Improvements
273002	CSO Hubbell Southfield VR-8 Gate Improvements
276002	Replacement of Make-up Air Unit No. 2 at Conner Creek CSO Facility
277001	Baby Creek Outfall Improvements Project
277002	Baby Creek CSO Facility Influent Flushing System

2.7. PROJECT SCORING

CRITERIA SCORING AND WEIGHTING

Water and wastewater projects continue to be scored based on the eight criteria shown in table 1 of section 2.7. For each project, a criteria score of 1 to 5 has been assigned, with a score of 1 representing minimal value or benefit, and 5 representing high value or benefit based on established definitions and scoring guidelines for each criteria.

No.	Weight	Criteria
1	12%	Condition
2	15%	Performance (Service Level/Reliability)
3	18%	Regulatory (Environmental/Legal)
4	11%	O&M
5	18%	Health and Safety
6	8%	Public Benefit
7	10%	Financial
8	8%	Efficiency and Innovation

Weights for the eight criteria in Table 1 have been established based on GLWA’s ranking of the relative importance of each criterion to GLWA’s overall priorities. Two of the criteria weightings were revised last year to better reflect GLWA’s overall priorities. The Health and Safety weighting was increased from 17% to 18% and the Efficiency & Innovation weighting was decreased from 9% to 8% to maintain a balanced total.

PROJECT SCORING AND PRIORITIZATION

The criteria scores and weighting are used to establish scores for each project by

considering the following factors: 1) the single highest purpose and benefit of each project; and 2) the overall benefit of each project as follows:

1. The single highest purpose and benefit of each project represents the single criteria that provides the greatest relative benefit to GLWA. For example, a score of 5 for either Health and Safety or Regulatory criteria represents the greatest purpose and benefit to GLWA based on the established criteria weighting. This consideration has been reflected through the revised project scoring methodology and functions as the primary driver of the overall project score.
2. The overall benefit of each project accounts for all the benefits provided by the project and is represented by the sum of all the criteria scores for the project.

The calculation of project scores can be represented by the following equation, where factor 1 above contributes up to 70 out of 100 total points, and factor 2 contributes up to 30 of the total 100 points:

Total Project Score =
Factor 1 (70/100)+ Factor 2 (30/100)

New projects and projects with significant changes were scored or re-scored by the Project Manager and the Review Committee. The Review Committee scores represent the final project score. Projects already existing in the CIP were evaluated using criteria scores applied in the previous CIP cycle. The pages that follow provide the new project scores from the Review Committee along with those from the Project Manager for reference.

WATER PROJECT MANAGER & REVIEW COMMITTEE SCORES

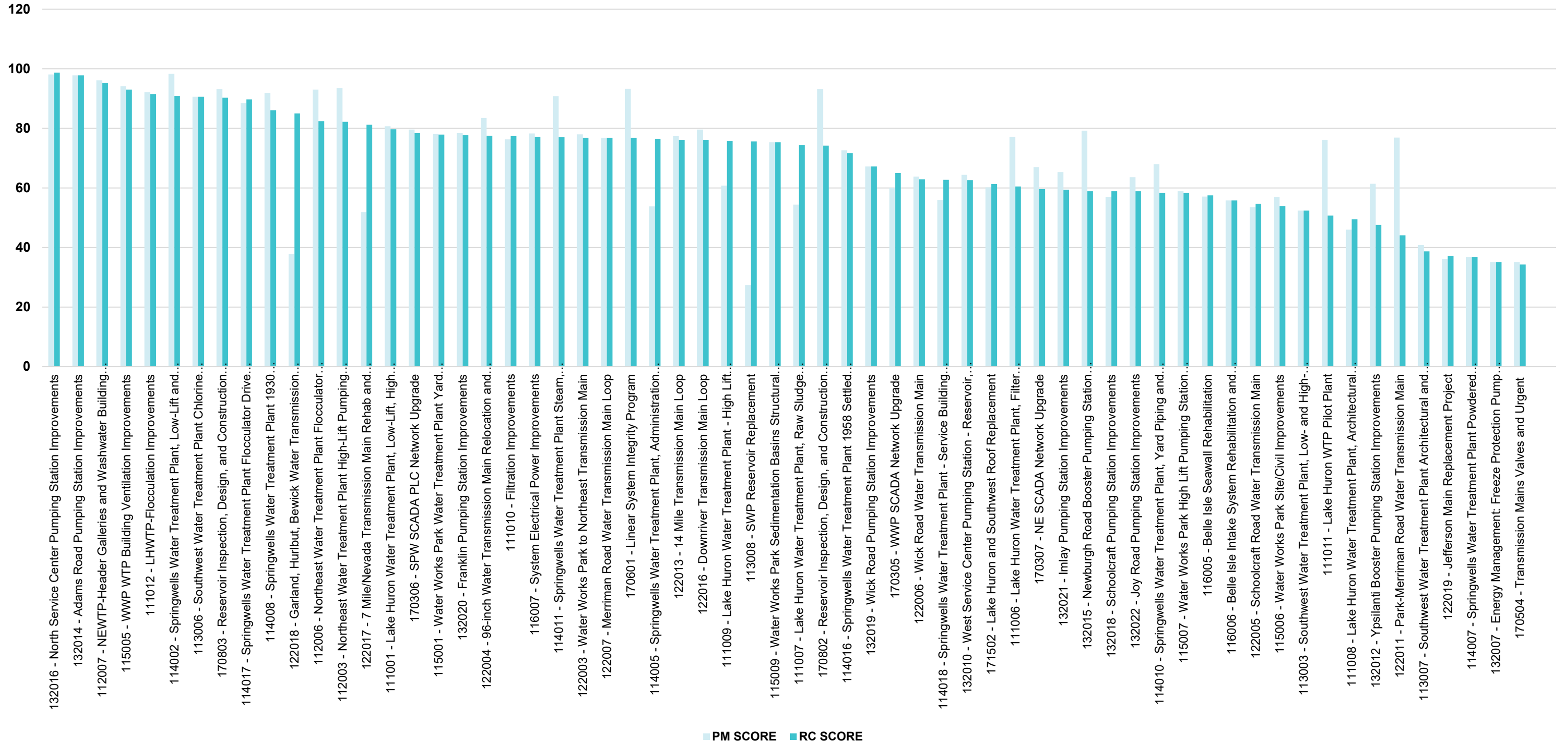
Programs not scored are not shown below

CIPNumber	Title	PM SCORE	PM_1	PM_2	PM_3	PM_4	PM_5	PM_6	PM_7	PM_8	RC SCORE	RC_1	RC_2	RC_3	RC_4	RC_5	RC_6	RC_7	RC_8
111001	Lake Huron Water Treatment Plant, Low-Lift, High Lift and Filter Backwash Pumping System Improvements	80.7	5	5	3	4	2	3	4	5	79.7	5	5	1	5	2	5	4	4
111006	Lake Huron Water Treatment Plant, Filter Instrumentation and Raw Water Flow Metering Improvements	77.1	5	4	4	5	2	3	2	3	60.5	4	3	3	3	2	4	2	5
111008	Lake Huron Water Treatment Plant, Architectural Programming for Laboratory and Admin Building Improvements	46	3	3	1	2	2	1	1	1	49.5	4	2	2	1	2	2	1	2
111009	Lake Huron Water Treatment Plant - High Lift Pumping, Water Production Flow Metering and Yard Piping Improvements	60.8	3	3	2	3	3	5	3	5	75.7	3	4	2	2	4	5	3	4
111010	Filtration Improvements	76.3	4	4	4	4	3	2	2	3	77.4	4	4	4	4	4	2	2	3
111011	Lake Huron WTP Pilot Plant	76.1	5	2	4	3	3	2	3	5	50.7	4	2	2	3	1	2	1	4
111012	LHWTP-Flocculation Improvements	92.1	5	4	5	4	2	2	3	4	91.5	5	4	5	4	2	2	2	4
112003	Northeast Water Treatment Plant High-Lift Pumping Station Improvements	93.5	5	5	3	4	5	2	2	4	82.2	5	5	3	4	4	5	2	4
112006	Northeast Water Treatment Plant Flocculator Replacements	93	5	5	5	4	2	3	3	3	82.4	5	5	4	4	4	2	3	4
112007	NEWTP-Header Galleries and Washwater Building Structural Repair	96.1	5	5	5	2	5	5	5	1	95.2	5	5	4	3	5	4	5	1
113003	Southwest Water Treatment Plant, Low- and High-Lift Pumping Station, Flocculation and Filtration System Improvements	52.4	4	3	2	4	2	2	1	2	52.4	4	3	2	4	2	2	1	2
113006	Southwest Water Treatment Plant Chlorine Scrubber, Raw Water Screens & Related Improvements	90.6	4	3	4	2	5	4	1	3	90.6	4	3	4	2	5	4	1	3
113007	Southwest Water Treatment Plant Architectural and Building Mechanical Improvements	40.8	3	1	2	3	1	3	2	4	38.7	3	2	1	3	1	1	2	2
113009	SW Flight and Chain Upgrades	68.7	5	4	3	4	3	3	4	4	68.7	5	4	3	4	3	3	4	4
114002	Springwells Water Treatment Plant, Low-Lift and High-Lift Pumping Station Improvements	98.3	5	5	4	5	5	5	4	5	90.9	5	5	1	5	5	2	1	3
114005	Springwells Water Treatment Plant, Administration Building Improvements & Underground Fire Protection Loop	53.8	3	2	1	2	3	1	2	1	76.4	4	4	4	4	4	2	2	1
114007	Springwells Water Treatment Plant Powdered Activated Carbon System Improvements	36.8	3	2	1	1	1	2	1	1	36.8	3	2	1	1	1	2	1	1
114008	Springwells Water Treatment Plant 1930 Sedimentation Basin Sluice Gates, Guides & Hoists Improvements	91.9	5	5	3	4	5	1	1	3	86.1	5	2	1	4	5	1	1	1
114010	Springwells Water Treatment Plant, Yard Piping and High-Lift Header Improvements	68	5	4	2	4	3	5	3	4	58.3	3	3	1	3	3	4	3	3
114011	Springwells Water Treatment Plant Steam, Condensate Return, and Compressed Air Piping Improvements	90.8	5	5	1	4	5	1	2	4	77	5	5	1	4	3	1	2	4
114016	Springwells Water Treatment Plant 1958 Settled Water Conduits and Loading Dock Concrete Pavement Replacement	72.6	5	4	1	3	4	1	1	2	71.7	5	3	1	3	4	1	1	2
114017	Springwells Water Treatment Plant Flocculator Drive Replacements	88.5	4	4	5	3	1	2	2	3	89.7	4	4	5	3	2	2	3	2

CIPNumber	Title	PM SCORE	PM_1	PM_2	PM_3	PM_4	PM_5	PM_6	PM_7	PM_8	RC SCORE	RC_1	RC_2	RC_3	RC_4	RC_5	RC_6	RC_7	RC_8
114018	Springwells Water Treatment Plant - Service Building Electrical Substation and Miscellaneous Improvements	56	4	3	1	3	3	1	2	1	62.7	4	4	2	3	3	1	2	1
115001	Water Works Park Water Treatment Plant Yard Piping, Valves and Venturi Meters Replacement	78.1	5	5	1	5	2	4	3	3	77.9	5	5	2	3	2	4	3	3
115005	WWP WTP Building Ventilation Improvements	94.1	3	5	5	3	5	4	3	2	93	3	5	5	2	5	3	3	2
115006	Water Works Park Site/Civil Improvements	57	3	3	3	3	2	1	3	1	53.9	2	3	1	2	3	1	2	1
115007	Water Works Park High Lift Pumping Station Modernization	58.9	3	3	2	3	3	3	3	3	58.3	3	3	2	2	3	2	3	4
115009	Water Works Park Sedimentation Basins Structural Upgrades	75.3	4	3	4	1	4	2	5	1	75.3	4	3	4	1	4	2	5	1
116002	Pennsylvania and Springwells Raw Water Supply Tunnel Improvements	94.3	5	5	5	4	5	1	3	1	94.3	5	5	5	4	5	1	3	1
116005	Belle Isle Seawall Rehabilitation	57.1	4	3	2	2	3	1	3	1	57.5	4	3	2	2	3	2	3	1
116006	Belle Isle Intake System Rehabilitation and Improvements	55.8	3	3	3	3	1	1	2	2	55.8	3	3	3	3	1	1	2	2
116007	System Electrical Power Improvements	78.3	4	5	2	4	4	2	1	4	77.1	3	4	4	4	4	4	2	2
122003	Water Works Park to Northeast Transmission Main	78	2	5	3	4	4	1	1	5	76.8	1	5	1	5	1	5	5	5
122004	96-inch Water Transmission Main Relocation and Isolation Valve Installations	83.5	5	5	4	5	4	5	3	2	77.5	2	5	2	5	4	5	1	1
122005	Schoolcraft Road Water Transmission Main	53.5	1	2	3	4	1	1	1	2	54.7	3	3	1	3	3	1	1	1
122006	Wick Road Water Transmission Main	63.8	4	4	3	1	3	2	1	4	62.9	4	4	1	3	3	3	1	3
122007	Merriman Road Water Transmission Main Loop	76.8	1	5	1	4	3	4	4	4	76.8	1	5	1	4	3	4	4	4
122011	Park-Merriman Road Water Transmission Main	76.9	4	5	1	4	4	3	2	1	44.1	1	3	1	2	1	1	2	1
122013	14 Mile Transmission Main Loop	77.4	3	5	2	3	4	5	1	2	76	1	5	2	3	4	5	1	2
122016	Downriver Transmission Main Loop	79.6	3	5	3	3	4	5	2	3	76	1	5	2	3	4	5	1	2
122017	7 Mile/Nevada Transmission Main Rehab and Carrie/Nevada Flow Control Station	51.9	1	1	3	2	1	2	2	1	81.2	5	4	4	4	4	4	4	5
122018	Garland, Hurlbut, Bewick Water Transmission System Rehabilitation	37.8	2	1	1	1	2	4	2	1	85	5	5	4	4	4	5	5	4
122019	Jefferson Main Replacement Project	36.2	1	1	2	1	1	1	2	2	37.2	1	1	2	1	1	2	3	2
132007	Energy Management: Freeze Protection Pump Installation at Imlay Pump Station	35.1	1	1	1	3	1	1	3	3	35.1	1	1	1	3	1	1	3	3
132010	West Service Center Pumping Station - Reservoir, Reservoir Pumping, and Division Valve Upgrades	64.4	3	4	2	4	3	2	1	5	62.6	3	4	1	4	1	5	1	5
132012	Ypsilanti Booster Pumping Station Improvements	61.4	4	4	1	3	1	4	2	2	47.6	3	3	1	3	1	3	2	2
132014	Adams Road Pumping Station Improvements	97.8	5	5	4	5	5	4	4	5	97.8	5	5	4	5	5	4	4	5
132015	Newburgh Road Booster Pumping Station Improvements	79.2	5	5	2	5	2	3	3	4	58.9	4	3	2	3	3	3	1	4
132016	North Service Center Pumping Station Improvements	98.1	5	5	5	4	5	5	3	5	98.7	5	5	5	4	5	5	4	5
132018	Schoolcraft Pumping Station Improvements	56.9	3	3	1	4	3	2	2	2	58.9	4	3	2	3	3	3	1	4
132019	Wick Road Pumping Station Improvements	67.2	5	4	2	4	3	3	4	3	67.2	5	4	2	4	3	3	4	3
132020	Franklin Pumping Station Improvements	78.4	4	5	3	4	2	3	3	3	77.7	4	5	2	3	3	3	2	4

CIPNumber	Title	PM SCORE	PM_1	PM_2	PM_3	PM_4	PM_5	PM_6	PM_7	PM_8	RC SCORE	RC_1	RC_2	RC_3	RC_4	RC_5	RC_6	RC_7	RC_8
132021	Imlay Pumping Station Improvements	65.3	4	4	1	4	3	3	3	4	59.4	4	3	2	3	3	4	1	4
132022	Joy Road Pumping Station Improvements	63.6	4	4	1	3	3	2	3	3	58.9	4	3	2	3	3	3	1	4
170302*	SW SCADA System Upgrade	67.4	4	4	2	4	3	4	4	4	67.4	4	4	2	4	3	4	4	4
170303*	Power Monitoring Installation for Water Treatment Plants	58.6	2	3	3	3	1	4	3	5	58.6	2	3	3	3	1	4	3	5
170304*	WWP Scada Infrastructure Upgrade	59.5	3	3	3	3	3	3	3	2	59.5	3	3	3	3	3	3	3	2
170305*	WWP SCADA Network Upgrade	60	3	3	3	3	3	3	3	3	65	3	4	3	3	2	3	3	4
170306*	SPW SCADA PLC Network Upgrade	79.6	5	4	4	4	4	3	3	4	78.4	4	4	4	4	4	3	3	3
170307*	NE SCADA Network Upgrade	67	5	4	3	3	3	3	3	3	59.6	4	3	3	3	2	3	3	3
170502*	Transmission System Valve Rehabilitation and Replacement Phase I	25.4	2	1	1	1	1	1	1	1	25.4	2	1	1	1	1	1	1	1
170503*	Transmission Mains Valves and Urgent Repairs Contract 2	44.5	2	1	2	4	1	1	1	2	44.5	2	1	2	4	1	1	1	2
170504*	Transmission Mains Valves and Urgent Repairs Contract 1	35.1	1	2	1	2	1	4	3	1	34.3	2	2	1	2	1	3	3	2
170601*	Linear System Integrity Program - Contract 1	93.3	4	5	1	4	5	5	5	3	76.8	4	4	1	4	4	4	4	4
170801*	Reservoir Inspection, Design and Construction Project at Imlay Station, Lake Huron Water Treatment Plant, Springwells Water Treatment Plant, And Southwest Water Treatment Plant	94	4	5	2	5	5	4	4	3	94	4	5	2	5	5	4	4	3
170802*	Reservoir Inspection, Design, and Construction Management Services Phase II	93.2	5	3	5	2	4	5	5	1	74.2	4	3	4	2	3	3	3	1
170803*	Reservoir Inspection, Design, and Construction Management Services Phase III	93.2	5	3	5	2	4	5	5	1	90.3	4	3	5	2	3	4	4	1
170901*	Suburban Water Meter Pit Rehabilitation and Meter Replacement	48.7	4	1	2	2	1	4	1	1	48.7	4	1	2	2	1	4	1	1
170902*	Brownstown Meter Pit	63.8	2	4	2	4	2	3	3	4	63.8	2	4	2	4	2	3	3	4
170904*	Wholesale Water Meterpit Rehabilitation and Meter Upgrade - Phase II	95.7	5	4	3	4	5	5	4	5	95.7	5	4	3	4	5	5	4	5
171502*	Lake Huron and Southwest Roof Replacement	60.2	3	4	1	2	3	1	2	1	61.3	3	4	2	2	3	1	2	1

WATER PROJECT MANAGER AND REVIEW COMMITTEE SCORES



WASTEWATER PROJECT MANAGER & REVIEW COMMITTEE SCORES

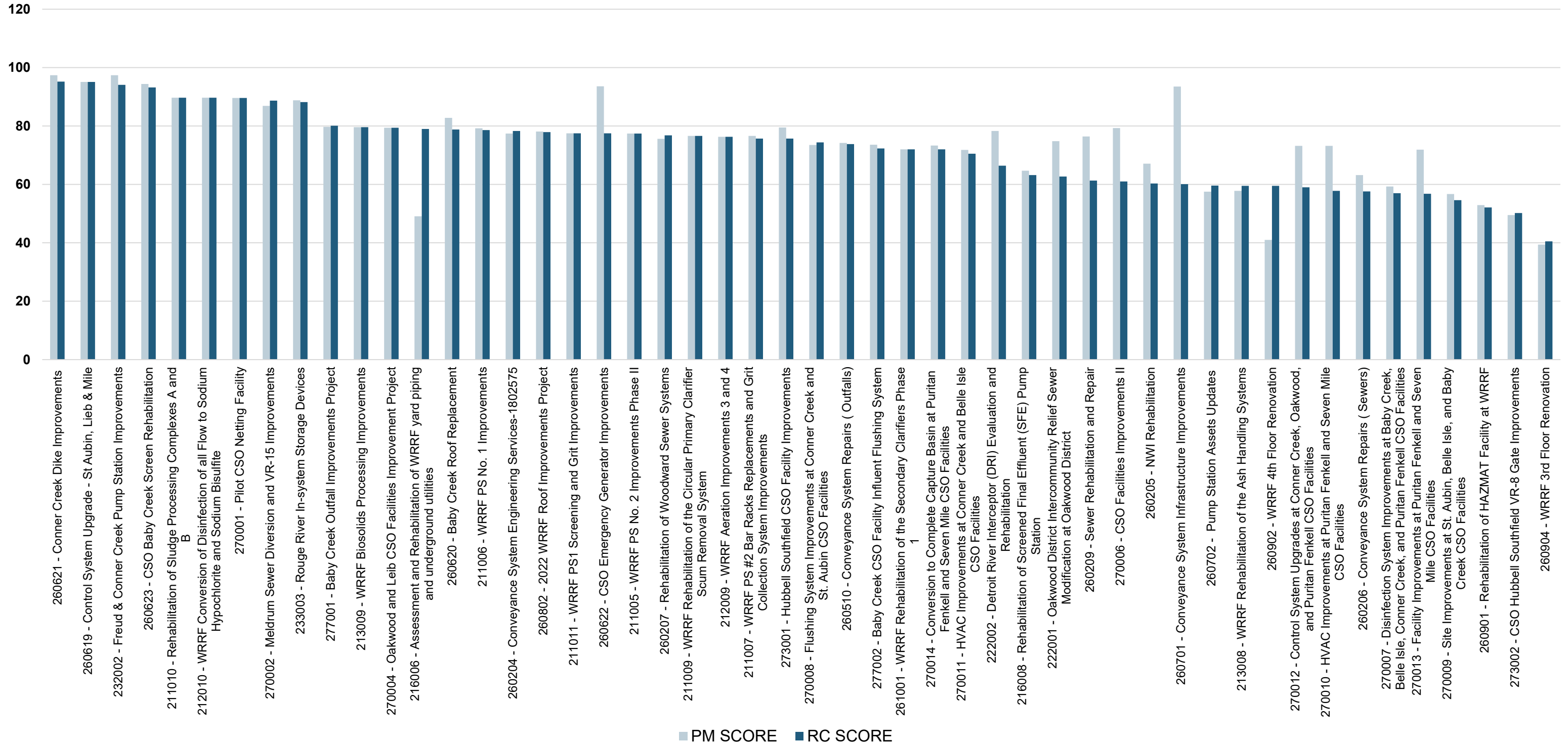
Programs not scored are not shown below

CIPNumber	Title	PM SCORE	PM_1	PM_2	PM_3	PM_4	PM_5	PM_6	PM_7	PM_8	RC SCORE	RC_1	RC_2	RC_3	RC_4	RC_5	RC_6	RC_7	RC_8
211005	WRRF PS No. 2 Improvements Phase II	77.4	5	4	4	3	4	3	2	2	77.4	5	4	4	3	4	3	2	2
211006	WRRF PS No. 1 Improvements	79.2	5	4	4	4	4	3	3	3	78.6	5	4	4	4	4	3	2	3
211007	WRRF PS #2 Bar Racks Replacements and Grit Collection System Improvements	76.6	3	4	4	4	3	3	3	3	75.7	3	4	4	4	3	3	3	1
211008	WRRF Rehabilitation of Ferric Chloride Feed System in PS-1 and Complex B Sludge Lines	78.3	4	4	4	3	4	3	3	4	78.3	4	4	4	3	4	3	3	4
211009	WRRF Rehabilitation of the Circular Primary Clarifier Scum Removal System	76.6	4	5	3	2	2	2	3	3	76.6	4	5	3	2	2	2	3	3
211010	Rehabilitation of Sludge Processing Complexes A and B	89.7	2	2	4	4	5	4	2	2	89.7	2	2	4	4	5	4	2	2
211011	WRRF PS1 Screening and Grit Improvements	77.5	4	5	2	4	2	2	4	3	77.5	4	5	2	4	2	2	4	3
212008	WRRF Aeration Improvements 1 and 2	76.3	4	3	4	3	3	3	3	4	76.3	4	3	4	3	3	3	3	4
212009	WRRF Aeration Improvements 3 and 4	76.3	4	3	4	3	3	3	3	4	76.3	4	3	4	3	3	3	3	4
212010	WRRF Conversion of Disinfection of all Flow to Sodium Hypochlorite and Sodium Bisulfite	89.7	2	2	4	4	5	4	2	2	89.7	2	2	4	4	5	4	2	2
213006	WRRF Improvements to Sludge Feed Pumps at Dewatering Facilities	75.3	3	3	4	4	2	2	4	4	76.6	4	3	4	5	2	2	4	4
213007	WRRF Modification to Incinerator Sludge Feed Systems at Complex -II	96.7	5	5	5	4	4	4	4	4	96.2	5	5	5	4	4	4	4	3
213008	WRRF Rehabilitation of the Ash Handling Systems	57.8	3	2	3	4	3	1	3	1	59.5	4	3	3	4	3	1	3	1
213009	WRRF Biosolids Processing Improvements	79.6	4	4	4	5	4	3	3	4	79.6	4	4	4	5	4	3	3	4
216004	Rehabilitation of Various Sampling Sites and PS#2 Ferric Chloride System at WRRF	94.7	5	5	5	4	3	3	4	3	94.7	5	5	5	4	3	3	4	3
216006	Assessment and Rehabilitation of WRRF yard piping and underground utilities	49.1	3	3	2	2	2	2	2	3	79	5	4	4	3	4	4	3	3
216008	Rehabilitation of Screened Final Effluent (SFE) Pump Station	64.7	5	2	2	4	1	5	4	4	63.2	5	2	2	4	1	2	4	4
216011	WRRF Structural Improvements	63.3	4	4	3	4	1	2	3	1	64.4	4	4	3	4	2	2	3	1
222001	Oakwood District Intercommunity Relief Sewer Modification at Oakwood District	74.8	1	4	4	1	4	4	3	3	62.7	1	4	2	1	3	4	3	4
222002	Detroit River Interceptor (DRI) Evaluation and Rehabilitation	78.3	4	4	4	3	3	4	4	4	66.4	5	4	3	1	3	4	5	1
222008	North Interceptor East Arm (NIEA) 7 Mile Road Diversion Structure	63.9	3	4	1	4	3	3	2	4	63.9	3	4	1	4	3	3	2	4
232001	Fairview Pumping Station - Replace Four Sanitary Pumps	63.6	4	4	2	4	2	4	1	2	63.6	4	4	2	4	2	4	1	2

CIPNumber	Title	PM SCORE	PM_1	PM_2	PM_3	PM_4	PM_5	PM_6	PM_7	PM_8	RC SCORE	RC_1	RC_2	RC_3	RC_4	RC_5	RC_6	RC_7	RC_8
232002	Freud & Conner Creek Pump Station Improvements	97.4	5	5	5	5	4	4	4	4	94.1	4	4	5	3	4	5	5	1
232004	Condition Assessment at Blue Hill Pump Station	60.6	3	3	3	3	3	4	4	2	60.6	3	3	3	3	3	4	4	2
233003	Rouge River In-system Storage Devices	88.8	1	3	5	1	4	4	2	4	88.2	1	3	5	1	4	4	1	4
260201*	CON-149, Emergency Sewer Repair	76.9	4	4	3	4	4	3	3	2	76.9	4	4	3	4	4	3	3	2
260204*	Conveyance System Engineering Services-1802575	77.4	4	4	4	4	3	4	3	2	78.3	4	4	4	4	3	4	3	4
260205*	NWI Rehabilitation	67.1	4	4	3	4	3	3	4	2	60.3	4	3	3	4	3	4	2	1
260206*	Conveyance System Repairs (Sewers)	63.2	4	4	3	3	2	2	2	1	57.6	4	3	3	3	2	2	2	1
260207*	Rehabilitation of Woodward Sewer Systems	75.6	4	4	4	3	3	3	2	2	76.8	4	4	4	3	3	3	4	2
260209*	Sewer Rehabilitation and Repair	76.4	4	4	3	4	4	3	3	1	61.3	4	3	3	3	3	4	4	2
260210*	Rehabilitation of GLWA Sewers; Ashland Relief, Linwood, Lonyo, Second Avenue, and Shiawassee	59.6	4	3	3	3	3	3	2	2	59.6	4	3	3	3	3	3	2	2
260508*	B-39 Outfall Rehabilitation	75.3	5	4	4	3	3	3	1	1	75.3	5	4	4	3	3	3	1	1
260510*	Conveyance System Repairs (Outfalls)	74.2	4	3	4	3	3	3	2	1	73.8	4	3	4	3	3	2	2	1
260614*	Structural Inspection & Structural Improvements	53.4	3	3	1	1	3	1	1	1	53.4	3	3	1	1	3	1	1	1
260618*	Oakwood HVAC Project	20	1	1	1	1	1	1	1	1	20	1	1	1	1	1	1	1	1
260619*	Control System Upgrade - St Aubin, Lieb & Mile	95.1	5	5	5	3	4	4	4	2	95.1	5	5	5	3	4	4	4	2
260620*	Baby Creek Roof Replacement	82.8	5	5	4	5	4	1	5	2	78.8	5	4	4	4	4	2	4	2
260622*	CSO Emergency Generator Improvements	93.6	5	5	5	5	3	3	2	2	77.5	5	4	4	4	3	4	2	2
260623*	CSO Baby Creek Screen Rehabilitation	94.4	4	3	5	4	5	4	5	1	93.2	4	3	5	4	5	4	3	1
260701*	Conveyance System Infrastructure Improvements	93.5	4	4	5	3	4	4	4	2	60.1	3	3	3	3	3	4	4	1
260702*	Pump Station Assets Updates	57.5	3	3	3	4	2	2	2	1	59.6	4	3	3	3	3	4	2	1
260802*	2022 WRRF Roof Improvements Project	78.1	4	4	4	4	4	3	4	1	77.9	4	4	4	3	4	4	4	1
260901*	Rehabilitation of HAZMAT Facility at WRRF	52.9	4	3	2	3	2	2	3	2	52.1	4	2	2	4	2	2	2	2
260902*	WRRF 4th Floor Renovation	41	2	2	1	1	1	1	4	2	59.5	4	3	2	3	3	3	2	4
260903*	WRRF Front Entrance Rehabilitation	52.4	4	2	2	3	2	2	2	4	52.4	4	2	2	3	2	2	2	4
260904*	WRRF 3rd Floor Renovation	39.4	3	2	1	2	1	3	1	4	40.5	3	2	1	3	1	4	1	4
261001*	WRRF Rehabilitation of the Secondary Clarifiers Phase 1	72	4	3	4	3	1	4	1	1	72	4	3	4	3	1	4	1	1
270001	Pilot CSO Netting Facility	89.6	1	5	5	1	4	4	1	3	89.6	1	5	5	1	4	4	1	3
270002	Meldrum Sewer Diversion and VR-15 Improvements	86.9	1	1	5	1	4	5	1	4	88.7	1	3	5	1	4	5	1	4
270003	Long Term CSO Control Plan	88	1	3	5	1	4	3	3	2	88	1	3	5	1	4	3	3	2
270004	Oakwood and Leib CSO Facilities Improvement Project	79.4	4	4	3	4	4	5	4	4	79.4	4	4	4	4	3	5	4	4

CIPNumber	Title	PM SCORE	PM_1	PM_2	PM_3	PM_4	PM_5	PM_6	PM_7	PM_8	RC SCORE	RC_1	RC_2	RC_3	RC_4	RC_5	RC_6	RC_7	RC_8
270006	CSO Facilities Improvements II	79.3	5	4	4	4	4	4	4	1	61	4	3	3	4	3	3	4	1
270007	Disinfection System Improvements at Baby Creek, Belle Isle, Conner Creek, and Puritan Fenkell CSO Facilities	59.3	3	3	3	4	2	1	5	2	57	1	2	3	4	2	1	5	2
270008	Flushing System Improvements at Conner Creek and St. Aubin CSO Facilities	73.5	1	3	2	4	4	1	5	3	74.4	3	3	2	4	4	1	5	2
270009	Site Improvements at St. Aubin, Belle Isle, and Baby Creek CSO Facilities	56.7	3	2	2	3	3	1	4	1	54.6	1	2	2	2	3	1	4	1
270010	HVAC Improvements at Puritan Fenkell and Seven Mile CSO Facilities	73.2	4	2	2	4	4	1	4	1	57.8	3	2	2	4	3	2	4	1
270011	HVAC Improvements at Conner Creek and Belle Isle CSO Facilities	71.8	3	2	2	4	4	1	3	1	70.5	2	2	2	3	4	1	3	1
270012	Control System Upgrades at Conner Creek, Oakwood, and Puritan Fenkell CSO Facilities	73.2	2	3	2	4	4	1	5	1	59	4	3	2	4	3	1	4	1
270013	Facility Improvements at Puritan Fenkell and Seven Mile CSO Facilities	71.9	1	3	2	4	4	1	4	1	56.8	1	3	2	4	3	1	4	1
270014	Conversion to Complete Capture Basin at Puritan Fenkell and Seven Mile CSO Facilities	73.3	2	2	2	4	4	1	5	3	72	1	2	2	4	4	1	4	3
273001	Hubbell Southfield CSO Facility Improvements	79.5	5	4	3	5	4	1	5	4	75.7	2	4	3	4	4	1	5	2
273002	CSO Hubbell Southfield VR-8 Gate Improvements	49.5	2	3	2	4	2	1	4	1	50.2	3	3	2	4	2	1	4	1
276002	Replacement of Make-up Air Unit No. 2 at Conner Creek CSO Facility	92.5	5	5	2	4	5	1	3	4	92.5	5	5	2	4	5	1	3	4
277001	Baby Creek Outfall Improvements Project	79.7	2	5	3	5	3	4	3	4	80.1	2	5	4	4	3	4	3	4
277002	Baby Creek CSO Facility Influent Flushing System	73.6	2	3	2	4	4	1	4	3	72.3	1	3	2	4	4	1	3	3

WASTEWATER PROJECT MANAGER AND REVIEW COMMITTEE SCORES





03

CIP PROJECTS BY CATEGORY

CIP SUMMARY

3.1. LARGEST CIP PROJECTS

The water and wastewater projects included in the FY2024-2028 CIP with the largest projected lifetime spend (the top five for each) are listed below. Programs are excluded from the tables below.

WATER

Financial figures are in thousands of dollars (\$1,000s)

CIPNumber	Title	Lifetime Plan Spend
114002	Springwells Water Treatment Plant, Low-Lift and High-Lift Pumping Station Improvements	\$315,712
122003	Water Works Park to Northeast Transmission Main	\$294,830
122004	96-inch Water Transmission Main Relocation and Isolation Valve Installations	\$268,615
114010	Springwells Water Treatment Plant, Yard Piping and High-Lift Header Improvements	\$218,614
113003	Southwest Water Treatment Plant, Low- and High-Lift Pumping Station, Flocculation and Filtration System Improvements	\$184,285

WASTEWATER

Financial figures are in thousands of dollars (\$1,000s)

CIPNumber	Title	Lifetime Plan Spend
260600	CSO Facilities Improvement Program	\$1,030,191
232002	Freud & Conner Creek Pump Station Improvements	\$558,498
213009	WRRF Biosolids Processing Improvements	\$199,423
222002	Detroit River Interceptor (DRI) Evaluation and Rehabilitation	\$113,560
211011	WRRF PS1 Screening and Grit Improvements	\$97,882

3.2. LARGEST DOLLAR PROJECTS (GREATER THAN \$30M)

Water and wastewater projects continue to be scored based on the eight criteria shown in Table 1 of Section 2.7. For each project, a criteria score of 1 to 5 has been assigned, with a score of 1 representing minimal value or benefit, and 5 representing high value or benefit based on established definitions and scoring guidelines for each criteria.

WATER PROJECTS WITH 5-YEAR TOTAL GREATER THAN \$30M

Financial figures are in thousands of dollars (\$1,000s)

CIPNumber	Title	Lifetime Actual Thru FY 2022	FY 2023	FY 2024	FY 2025	FY 2026	FY 2027	FY 2028	2024-2028 Total	Project Total
122004	96-inch Water Transmission Main Relocation and Isolation Valve Installations	\$16,221	\$40,615	\$85,217	\$58,316	\$20,536	\$20,536	\$22,954	\$207,560	\$268,615
114002	Springwells Water Treatment Plant, Low-Lift and High-Lift Pumping Station Improvements	\$22,468	\$8,534	\$22,555	\$30,487	\$28,861	\$36,138	\$28,527	\$146,567	\$315,712
111001	Lake Huron Water Treatment Plant, Low-Lift, High Lift and Filter Backwash Pumping System Improvements	\$2,918	\$1,252	\$1,553	\$1,549	\$12,040	\$12,459	\$38,731	\$66,331	\$140,411
132016	North Service Center Pumping Station Improvements	\$372	\$2,663	\$4,024	\$2,156	\$8,498	\$17,114	\$17,161	\$48,953	\$83,402
122016	Downriver Transmission Main Loop	\$2,451	\$557	\$5,309	\$10,575	\$10,575	\$10,575	\$10,604	\$47,638	\$66,552
170802	Reservoir Inspection, Design, and Construction Management Services Phase II	\$0	\$3,482	\$9,292	\$9,267	\$9,267	\$9,267	\$6,601	\$43,693	\$47,175
122019	Jefferson Main Replacement Project	\$0	\$338	\$0	\$19,899	\$19,899	\$0	\$0	\$39,798	\$40,136
111012	LHWTP-Flocculation Improvements	\$464	\$169	\$1,787	\$2,385	\$11,785	\$11,785	\$11,817	\$39,559	\$51,331
122017	7 Mile/Nevada Transmission Main Rehab and Carrie/Nevada Flow Control Station	\$6,046	\$3,973	\$3,390	\$5,060	\$10,128	\$10,128	\$10,156	\$38,863	\$66,364
111006	Lake Huron Water Treatment Plant, Filter Instrumentation and Raw Water Flow Metering Improvements	\$1,282	\$197	\$1,026	\$1,024	\$9,184	\$9,582	\$9,609	\$30,424	\$40,356

WASTEWATER PROJECTS WITH 5-YEAR TOTAL GREATER THAN \$30M

Financial figures are in thousands of dollars (\$1,000s)

CIPNumber	Title	Lifetime Actual Thru FY 2022	FY 2023	FY 2024	FY 2025	FY 2026	FY 2027	FY 2028	2024-2028 CIP Total	Project Total
232002	Freud & Conner Creek Pump Station Improvements	\$16,571	\$3,595	\$21,816	\$26,207	\$29,444	\$29,444	\$17,434	\$124,345	\$558,498
211006	WRRF PS No. 1 Improvements	\$6,015	\$6,478	\$15,844	\$13,549	\$13,549	\$13,549	\$13,586	\$70,078	\$92,069
211007	WRRF PS #2 Bar Racks Replacements and Grit Collection System Improvements	\$5,318	\$2,233	\$4,815	\$14,424	\$14,424	\$14,424	\$14,464	\$62,552	\$94,250
216008	Rehabilitation of Screened Final Effluent (SFE) Pump Station	\$1,665	\$3,913	\$2,694	\$19,382	\$19,382	\$16,939	\$0	\$58,397	\$63,975
212008	WRRF Aeration Improvements 1 and 2	\$968	\$2,379	\$10,877	\$10,847	\$10,847	\$10,847	\$10,877	\$54,294	\$77,582
260204	Conveyance System Engineering Services-1802575	\$1,923	\$12,246	\$16,923	\$16,876	\$7,583	\$0	\$0	\$41,382	\$55,551
260701	Conveyance System Infrastructure Improvements	\$2,241	\$14,893	\$19,310	\$15,957	\$5,527	\$0	\$0	\$40,794	\$57,929
222002	Detroit River Interceptor (DRI) Evaluation and Rehabilitation	\$42,279	\$12,892	\$17,254	\$10,038	\$8,983	\$167	\$2,228	\$38,670	\$113,560
260510	Conveyance System Repairs (Outfalls)	\$903	\$1,193	\$4,827	\$9,269	\$11,793	\$6,715	\$961	\$33,566	\$35,662

3.3. LARGEST 2024 PROJECTED SPEND (GREATER THAN \$5M)

The water and wastewater projects with the largest projected spend for 2024 are listed below. These projects are planned for greater than \$5 Million in FY 2024. There are eleven (11) projects in the water category and ten (10) projects in the wastewater category.

WATER PROJECTS WITH FY 2024 PROJECTED SPEND GREATER THAN \$5M

Financial figures are in thousands of dollars (\$1,000s)

CIPNumber	Title	Lifetime Actual Thru FY 2022	FY 2023	FY 2024	FY 2025	FY 2026	FY 2027	FY 2028	2024-2028 CIP Total	Project Total
122004	96-inch Water Transmission Main Relocation and Isolation Valve Installations	\$16,221	\$40,615	\$85,217	\$58,316	\$20,536	\$20,536	\$22,954	\$207,560	\$268,615
122013	14 Mile Transmission Main Loop	\$28,680	\$57,078	\$27,027	\$0	\$0	\$0	\$0	\$27,027	\$112,785
114002	Springwells Water Treatment Plant, Low-Lift and High-Lift Pumping Station Improvements	\$22,468	\$8,534	\$22,555	\$30,487	\$28,861	\$36,138	\$28,527	\$146,567	\$315,712
116002	Pennsylvania and Springwells Raw Water Supply Tunnel Improvements	\$56,113	\$15,961	\$15,334	\$11,348	\$0	\$0	\$0	\$26,682	\$98,757
111009	Lake Huron Water Treatment Plant - High Lift Pumping, Water Production Flow Metering and Yard Piping Improvements	\$3,035	\$8,714	\$12,610	\$6,515	\$26	\$0	\$0	\$19,150	\$30,899
115001	Water Works Park Water Treatment Plant Yard Piping, Valves and Venturi Meters Replacement	\$12,037	\$15,617	\$10,657	\$10,628	\$7,134	\$0	\$0	\$28,419	\$56,073
170802	Reservoir Inspection, Design, and Construction Management Services Phase II	\$0	\$3,482	\$9,292	\$9,267	\$9,267	\$9,267	\$6,601	\$43,693	\$47,175
114017	Springwells Water Treatment Plant Flocculator Drive Replacements	\$896	\$1,224	\$6,004	\$5,988	\$5,988	\$5,168	\$0	\$23,147	\$25,267
115005	WWP WTP Building Ventilation Improvements	\$765	\$3,718	\$5,580	\$5,564	\$915	\$0	\$0	\$12,059	\$16,541
122016	Downriver Transmission Main Loop	\$2,451	\$557	\$5,309	\$10,575	\$10,575	\$10,575	\$10,604	\$47,638	\$66,552

WASTEWATER PROJECTS WITH FY 2024 PROJECTED SPEND GREATER THAN \$5M

Financial figures are in thousands of dollars (\$1,000s)

CIPNumber	Title	Lifetime Actual Thru FY 2022	FY 2023	FY 2024	FY 2025	FY 2026	FY 2027	FY 2028	2024-2028 CIP Total	Project Total
232002	Freud & Conner Creek Pump Station Improvements	\$16,571	\$3,595	\$21,816	\$26,207	\$29,444	\$29,444	\$17,434	\$124,345	\$558,498
260701	Conveyance System Infrastructure Improvements	\$2,241	\$14,893	\$19,310	\$15,957	\$5,527	\$0	\$0	\$40,794	\$57,929
222002	Detroit River Interceptor (DRI) Evaluation and Rehabilitation	\$42,279	\$12,892	\$17,254	\$10,038	\$8,983	\$167	\$2,228	\$38,670	\$113,560
260204	Conveyance System Engineering Services-1802575	\$1,923	\$12,246	\$16,923	\$16,876	\$7,583	\$0	\$0	\$41,382	\$55,551
211006	WRRF PS No. 1 Improvements	\$6,015	\$6,478	\$15,844	\$13,549	\$13,549	\$13,549	\$13,586	\$70,078	\$92,069
212008	WRRF Aeration Improvements 1 and 2	\$968	\$2,379	\$10,877	\$10,847	\$10,847	\$10,847	\$10,877	\$54,294	\$77,582
216006	Assessment and Rehabilitation of WRRF yard piping and underground utilities	\$3,762	\$6,134	\$8,216	\$8,193	\$0	\$0	\$0	\$16,409	\$26,305
260206	Conveyance System Repairs (Sewers)	\$396	\$1,971	\$8,167	\$7,479	\$3,019	\$4,746	\$4,669	\$28,079	\$34,516
260209	Sewer Rehabilitation and Repair	\$4	\$5,037	\$7,480	\$6,270	\$6,235	\$0	\$0	\$19,985	\$25,025
260207	Rehabilitation of Woodward Sewer Systems	\$3,577	\$10,723	\$6,722	\$0	\$0	\$0	\$0	\$6,722	\$21,021

3.4. WATER PROJECTS BY STATUS

All financial figures are in thousands of dollars (\$1,000's). Projects that have been Reclassified to a different number, Closed, or Cancelled are not shown in this list; a list of Closed projects can be found in Section 2.2. For projects in the "Centralized Services" category (CIP number begins with 3), only portions of projects funded by the water planned spend are included in this section.

WATER CIP PROJECTS: ACTIVE/PROJECT EXECUTION, RANKED BY 5-YEAR CIP TOTAL

Financial figures are in thousands of dollars (\$1,000s)

*Score Note: * Denotes a CIP project that is a Program. For projects with no score, see Appendices for PM Scores*

CIPNumber	Title	Project_Status	Year_ Added	Lifetime Actual Thru FY 2022	FY 2023	FY 2024	FY 2025	FY 2026	FY 2027	FY 2028	FY 2029 & Beyond	2024-2028 CIP Total	Project Total	Percent of W/S CIP	RC SCORE
122004	96-inch Water Transmission Main Relocation and Isolation Valve Installations	Project Execution - Construction	2016	\$16,221	\$40,615	\$85,217	\$58,316	\$20,536	\$20,536	\$22,954	\$4,218	\$207,560	\$268,615	7.5%	77.5
114002	Springwells Water Treatment Plant, Low-Lift and High-Lift Pumping Station Improvements	Project Execution - Design	2004	\$22,468	\$8,534	\$22,555	\$30,487	\$28,861	\$36,138	\$28,527	\$138,143	\$146,567	\$315,712	8.8%	90.9
111001	Lake Huron Water Treatment Plant, Low-Lift, High Lift and Filter Backwash Pumping System Improvements	Project Execution - Design	2010	\$2,918	\$1,252	\$1,553	\$1,549	\$12,040	\$12,459	\$38,731	\$69,909	\$66,331	\$140,411	3.9%	79.7
132016	North Service Center Pumping Station Improvements	Active - Procurement - Design	2017	\$372	\$2,663	\$4,024	\$2,156	\$8,498	\$17,114	\$17,161	\$31,415	\$48,953	\$83,402	2.3%	98.7
122016	Downriver Transmission Main Loop	Project Execution - Design	2017	\$2,451	\$557	\$5,309	\$10,575	\$10,575	\$10,575	\$10,604	\$15,906	\$47,638	\$66,552	1.8%	76
170802*	Reservoir Inspection, Design, and Construction Management Services Phase II	Active - Procurement - Design	2021	\$0	\$3,482	\$9,292	\$9,267	\$9,267	\$9,267	\$6,601	\$0	\$43,693	\$47,175	1.3%	N/A
122019	Jefferson Main Replacement Project	Project Execution - Design	2021	\$0	\$338	\$0	\$19,899	\$19,899	\$0	\$0	\$0	\$39,798	\$40,136	1.1%	37.2
111012	LHWTP-Flocculation Improvements	Project Execution - Design	2021	\$464	\$169	\$1,787	\$2,385	\$11,785	\$11,785	\$11,817	\$11,139	\$39,559	\$51,331	1.4%	91.5
122017	7 Mile/Nevada Transmission Main Rehab and Carrie/Nevada Flow Control Station	Project Execution - Design	2019	\$6,046	\$3,973	\$3,390	\$5,060	\$10,128	\$10,128	\$10,156	\$17,482	\$38,863	\$66,364	1.8%	81.2
111006	Lake Huron Water Treatment Plant, Filter Instrumentation and Raw Water Flow Metering Improvements	Active - Procurement - Construction	2014	\$1,282	\$197	\$1,026	\$1,024	\$9,184	\$9,582	\$9,609	\$8,453	\$30,424	\$40,356	1.1%	60.5
115001	Water Works Park Water Treatment Plant Yard Piping, Valves and Venturi Meters Replacement	Project Execution - Construction	2007	\$12,037	\$15,617	\$10,657	\$10,628	\$7,134	\$0	\$0	\$0	\$28,419	\$56,073	1.6%	77.9

CIPNumber	Title	Project_Status	Year_Added	Lifetime Actual Thru FY 2022	FY 2023	FY 2024	FY 2025	FY 2026	FY 2027	FY 2028	FY 2029 & Beyond	2024-2028 CIP Total	Project Total	Percent of W/S CIP	RC SCORE
122013	14 Mile Transmission Main Loop	Project Execution - Construction	2017	\$28,680	\$57,078	\$27,027	\$0	\$0	\$0	\$0	\$0	\$27,027	\$112,785	3.1%	76
116002	Pennsylvania and Springwells Raw Water Supply Tunnel Improvements	Project Execution - Construction	2016	\$56,113	\$15,961	\$15,334	\$11,348	\$0	\$0	\$0	\$0	\$26,682	\$98,757	2.7%	94.3
114017	Springwells Water Treatment Plant Flocculator Drive Replacements	Active - Procurement - Construction	2018	\$896	\$1,224	\$6,004	\$5,988	\$5,988	\$5,168	\$0	\$0	\$23,147	\$25,267	0.7%	89.7
111009	Lake Huron Water Treatment Plant - High Lift Pumping, Water Production Flow Metering and Yard Piping Improvements	Project Execution - Design	2018	\$3,035	\$8,714	\$12,610	\$6,515	\$26	\$0	\$0	\$0	\$19,150	\$30,899	0.86%	75.7
170904*	Wholesale Water Meterpit Rehabilitation and Meter Upgrade - Phase II	Active - Procurement - Construction	2002	\$0	\$0	\$1,600	\$3,598	\$3,598	\$3,598	\$3,607	\$0	\$16,000	\$16,000	0.44%	N/A
115005	WWP WTP Building Ventilation Improvements	Project Execution - Design	2018	\$765	\$3,718	\$5,580	\$5,564	\$915	\$0	\$0	\$0	\$12,059	\$16,541	0.46%	93
170500	Transmission System Valve Rehabilitation and Replacement Program	Project Execution - Construction	2017	\$0	\$0	\$1,617	\$1,612	\$1,612	\$3,261	\$3,270	\$21,598	\$11,371	\$32,969	0.92%	N/A
112006	Northeast Water Treatment Plant Flocculator Replacements	Project Execution - Construction	2018	\$334	\$3,265	\$2,637	\$2,630	\$2,630	\$1,878	\$0	\$0	\$9,775	\$13,374	0.37%	82.4
170601*	Linear System Integrity Program - Contract 1	Project Execution - Design	2021	\$0	\$381	\$112	\$112	\$5,902	\$3,331	\$0	\$0	\$9,456	\$9,838	0.27%	N/A
132010	West Service Center Pumping Station - Reservoir, Reservoir Pumping, and Division Valve Upgrades	Project Execution - Construction	2017	\$28,176	\$12,744	\$4,759	\$156	\$0	\$0	\$0	\$0	\$4,915	\$45,835	1.3%	62.6
170302*	SW SCADA System Upgrade	Project Execution - Design	2017	\$1,141	\$2,330	\$4,731	\$0	\$0	\$0	\$0	\$0	\$4,731	\$8,202	0.23%	N/A
170600	Linear System Integrity Program	Project Execution - Design	2017	\$0	\$3	\$31	\$31	\$31	\$31	\$4,539	\$22,646	\$4,663	\$27,312	0.76%	N/A
170801*	Reservoir Inspection, Design and Construction Project at Imlay Station, Lake Huron Water Treatment Plant, Springwells Water Treatment Plant, And Southwest Water Treatment Plant	Project Execution - Design	2022	\$18,079	\$2,910	\$2,570	\$1,426	\$0	\$0	\$0	\$0	\$3,996	\$24,985	0.69%	N/A
116007	System Electrical Power Improvements	Active - Pre-Procurement - Design	2021	\$0	\$568	\$2,286	\$1,156	\$0	\$0	\$0	\$0	\$3,442	\$4,010	0.11%	77.1
113009	SW Flight and Chain Upgrades	Project Execution - Construction		\$0	\$0	\$1,454	\$1,450	\$123	\$0	\$0	\$0	\$3,027	\$3,027	0.084%	68.7

CIPNumber	Title	Project_Status	Year_ Added	Lifetime Actual Thru FY 2022	FY 2023	FY 2024	FY 2025	FY 2026	FY 2027	FY 2028	FY 2029 & Beyond	2024-2028 CIP Total	Project Total	Percent of W/S CIP	RC SCORE
381000	Power Quality: Electric Metering Improvement Program	Active - Pre-Procurement - Design	2016	\$0	\$155	\$680	\$1,022	\$767	\$0	\$0	\$0	\$2,469	\$2,624	0.073%	N/A
114011	Springwells Water Treatment Plant Steam, Condensate Return, and Compressed Air Piping Improvements	Project Execution - Construction	2012	\$24,222	\$2,484	\$1,281	\$0	\$0	\$0	\$0	\$0	\$1,281	\$27,987	0.78%	77
170503*	Transmission Mains Valves and Urgent Repairs Contract 2	Project Execution - Construction	2017	\$3,163	\$7,940	\$920	\$143	\$0	\$0	\$0	\$0	\$1,063	\$12,166	0.34%	N/A
132007	Energy Management: Freeze Protection Pump Installation at Imlay Pump Station	Project Execution - Design	2014	\$1,105	\$3,739	\$902	\$0	\$0	\$0	\$0	\$0	\$902	\$5,746	0.16%	35.1
132012	Ypsilanti Booster Pumping Station Improvements	Project Execution - Design	2017	\$659	\$2,107	\$701	\$117	\$0	\$0	\$0	\$38,386	\$818	\$41,970	1.2%	47.6
116005	Belle Isle Seawall Rehabilitation	Active - Procurement - Design	2020	\$1	\$438	\$737	\$0	\$0	\$0	\$0	\$0	\$737	\$1,175	0.033%	57.5
122003	Water Works Park to Northeast Transmission Main	Project Execution - Construction	2014	\$34,956	\$1,789	\$144	\$144	\$144	\$144	\$144	\$257,364	\$721	\$294,830	8.2%	76.8
114018	Springwells Water Treatment Plant - Service Building Electrical Substation and Miscellaneous Improvements	Active - Pre-Procurement - Design	2019	\$0	\$0	\$0	\$0	\$0	\$0	\$133	\$2,207	\$133	\$2,341	0.065%	62.7
122018	Garland, Hurlbut, Bewick Water Transmission System Rehabilitation	Project Execution - Design	2019	\$1,381	\$1,681	\$31	\$0	\$0	\$0	\$0	\$32,329	\$31	\$35,422	0.98%	85
113006	Southwest Water Treatment Plant Chlorine Scrubber, Raw Water Screens & Related Improvements	Project Execution - Construction	2017	\$2,483	\$4,769	\$13	\$0	\$0	\$0	\$0	\$0	\$13	\$7,264	0.2%	90.6
111011	Lake Huron WTP Pilot Plant	Project Execution - Design	2019	\$2,237	\$1,031	\$0	\$0	\$0	\$0	\$0	\$0	\$0	\$3,268	0.091%	50.7
114008	Springwells Water Treatment Plant 1930 Sedimentation Basin Sluice Gates, Guides & Hoists Improvements	Project Execution - Construction	2014	\$11,777	\$2,285	\$0	\$0	\$0	\$0	\$0	\$0	\$0	\$14,062	0.39%	86.1
114016	Springwells Water Treatment Plant 1958 Settled Water Conduits and Loading Dock Concrete Pavement Replacement	Project Execution - Construction	2018	\$1,582	\$-38	\$0	\$0	\$0	\$0	\$0	\$0	\$0	\$1,543	0.043%	71.7
122005	Schoolcraft Road Water Transmission Main	Project Execution - Construction	2016	\$14,732	\$3,361	\$0	\$0	\$0	\$0	\$0	\$0	\$0	\$18,092	0.5%	54.7
122006	Wick Road Water Transmission Main	Project Execution - Construction	2016	\$22,507	\$3,314	\$0	\$0	\$0	\$0	\$0	\$0	\$0	\$25,822	0.72%	62.9
122011	Park-Merriman Road Water Transmission Main	Project Execution - Construction	2015	\$8,368	\$917	\$0	\$0	\$0	\$0	\$0	\$0	\$0	\$9,286	0.26%	44.1

CIP PROJECTS BY CATEGORY

3.4. WATER PROJECTS BY STATUS

CIP PROJECTS BY CATEGORY

3.4. WATER PROJECTS BY STATUS

CIPNumber	Title	Project_Status	Year_ Added	Lifetime Actual Thru FY 2022	FY 2023	FY 2024	FY 2025	FY 2026	FY 2027	FY 2028	FY 2029 & Beyond	2024-2028 CIP Total	Project Total	Percent of W/S CIP	RC SCORE
170109	GLWA-CS-187: FK Eng: Raw Water Intake	Project Execution - Pending Closeout	2012	\$1,656	\$0	\$0	\$0	\$0	\$0	\$0	\$0	\$0	\$1,656	0.046%	N/A
170303*	Power Monitoring Installation for Water Treatment Plants	Project Execution - Design	2020	\$1,717	\$125	\$0	\$0	\$0	\$0	\$0	\$0	\$0	\$1,842	0.051%	N/A
170502*	Transmission System Valve Rehabilitation and Replacement Phase I	Project Execution - Construction	2017	\$5,609	\$0	\$0	\$0	\$0	\$0	\$0	\$0	\$0	\$5,609	0.16%	N/A
170901*	Suburban Water Meter Pit Rehabilitation and Meter Replacement	Project Execution - Construction	2014	\$10,015	\$2,506	\$0	\$0	\$0	\$0	\$0	\$0	\$0	\$12,522	0.35%	N/A
170902*	Brownstown Meter Pit	Active - Pre-Procurement - Construction	2020	\$87	\$0	\$0	\$0	\$0	\$0	\$0	\$0	\$0	\$87	0.0024%	N/A
380700	As-Needed Geotechnical and Related Engineering Services	Project Execution - Design	2006	\$0	\$11	\$0	\$0	\$0	\$0	\$0	\$0	\$0	\$11	3e-04%	N/A

WATER CIP PROJECTS: FUTURE PLANNED, RANKED BY PRIORITIZATION SCORE

Financial figures are in thousands of dollars (\$1,000s)

*Score Note: * Denotes a CIP project that is a Program. For projects with no score, see Appendices for PM Scores*

CIPNumber	Title	Project_Status	Year_Added	Lifetime Actual Thru FY 2022	FY 2023	FY 2024	FY 2025	FY 2026	FY 2027	FY 2028	FY 2029 & Beyond	2024-2028 CIP Total	Project Total	Percent of W/S CIP	RC SCORE
132014	Adams Road Pumping Station Improvements	Future Planned - Ten Year CIP	2017	\$83	\$0	\$0	\$0	\$0	\$0	\$1,264	\$60,411	\$1,264	\$61,759	1.7%	97.8
112007	NEWTP-Header Galleries and Washwater Building Structural Repair	Future Planned - Within Five Year Plan	2022	\$0	\$0	\$140	\$2,178	\$2,178	\$2,178	\$12	\$0	\$6,685	\$6,685	0.19%	95.2
112003	Northeast Water Treatment Plant High-Lift Pumping Station Improvements	Future Planned - Within Five Year Plan	2017	\$536	\$6	\$0	\$0	\$2,770	\$2,770	\$11,703	\$153,876	\$17,243	\$171,661	4.8%	82.2
132020	Franklin Pumping Station Improvements	Future Planned - Ten Year CIP	2018	\$93	\$0	\$0	\$0	\$0	\$0	\$723	\$4,102	\$723	\$4,918	0.14%	77.7
111010	Filtration Improvements	Future Planned - Within Five Year Plan	2019	\$0	\$0	\$0	\$0	\$0	\$0	\$1,217	\$57,422	\$1,217	\$58,639	1.6%	77.4
122007	Merriman Road Water Transmission Main Loop	Future Planned - Ten Year CIP	2016	\$0	\$0	\$0	\$0	\$0	\$0	\$1,008	\$25,201	\$1,008	\$26,209	0.73%	76.8
114005	Springwells Water Treatment Plant, Administration Building Improvements & Underground Fire Protection Loop	Future Planned - Ten Year CIP	2014	\$1,212	\$6	\$0	\$0	\$0	\$0	\$0	\$5,373	\$0	\$6,591	0.18%	76.4
115009	Water Works Park Sedimentation Basins Structural Upgrades	Future Planned - Ten Year CIP	2021	\$0	\$0	\$0	\$0	\$0	\$0	\$1,664	\$15,182	\$1,664	\$16,846	0.47%	75.3
132019	Wick Road Pumping Station Improvements	Future Planned - Ten Year CIP	2018	\$57	\$0	\$0	\$0	\$0	\$0	\$6	\$24,717	\$6	\$24,780	0.69%	67.2
132021	Imlay Pumping Station Improvements	Future Planned - Ten Year CIP	2018	\$227	\$0	\$0	\$0	\$0	\$0	\$0	\$137,741	\$0	\$137,968	3.8%	59.4
132015	Newburgh Road Booster Pumping Station Improvements	Future Planned - Ten Year CIP		\$494	\$30	\$0	\$0	\$0	\$0	\$0	\$45,166	\$0	\$45,690	1.3%	58.9
132018	Schoolcraft Pumping Station Improvements	Future Planned - Ten Year CIP	2018	\$47	\$0	\$0	\$0	\$0	\$0	\$0	\$24,643	\$0	\$24,691	0.69%	58.9
132022	Joy Road Pumping Station Improvements	Future Planned - Ten Year CIP	2018	\$71	\$0	\$0	\$0	\$0	\$0	\$0	\$39,786	\$0	\$39,857	1.1%	58.9
114010	Springwells Water Treatment Plant, Yard Piping and High-Lift Header Improvements	Future Planned - Ten Year CIP	2012	\$1,705	\$101	\$0	\$0	\$0	\$0	\$0	\$216,807	\$0	\$218,614	6.1%	58.3
115007	Water Works Park High Lift Pumping Station Modernization	Future Planned - Ten Year CIP	2021	\$0	\$0	\$0	\$0	\$0	\$0	\$2,012	\$113,078	\$2,012	\$115,090	3.2%	58.3
116006	Belle Isle Intake System Rehabilitation and Improvements	Future Planned - Ten Year CIP	2021	\$0	\$0	\$0	\$0	\$0	\$0	\$712	\$1,510	\$712	\$2,222	0.062%	55.8
115006	Water Works Park Site/Civil Improvements	Future Planned - Ten Year CIP	2019	\$0	\$0	\$0	\$0	\$0	\$0	\$382	\$5,514	\$382	\$5,896	0.16%	53.9
113003	Southwest Water Treatment Plant, Low- and High-Lift Pumping Station, Flocculation and Filtration System Improvements	Future Planned - Ten Year CIP	2014	\$0	\$0	\$0	\$0	\$0	\$0	\$0	\$184,285	\$0	\$184,285	5.1%	52.4

CIPNumber	Title	Project_Status	Year_Added	Lifetime Actual Thru FY 2022	FY 2023	FY 2024	FY 2025	FY 2026	FY 2027	FY 2028	FY 2029 & Beyond	2024-2028 CIP Total	Project Total	Percent of W/S CIP	RC SCORE
111008	Lake Huron Water Treatment Plant, Architectural Programming for Laboratory and Admin Building Improvements	Future Planned - Beyond Ten Years	2017	\$0	\$0	\$0	\$0	\$0	\$0	\$0	\$782	\$0	\$782	0.022%	49.5
113007	Southwest Water Treatment Plant Architectural and Building Mechanical Improvements	Future Planned - Beyond Ten Years	2017	\$0	\$0	\$0	\$0	\$0	\$0	\$0	\$8,641	\$0	\$8,641	0.24%	38.7
114007	Springwells Water Treatment Plant Powdered Activated Carbon System Improvements	Future Planned - Ten Year CIP	2014	\$0	\$0	\$0	\$0	\$0	\$0	\$6	\$4,028	\$6	\$4,034	0.11%	36.8
170300	Water Treatment Plant Automation Program	Future Planned - Ten Year CIP	2017	\$0	\$0	\$0	\$0	\$0	\$0	\$0	\$23,317	\$0	\$23,317	0.65%	N/A
170304*	WWP Scada Infrastructure Upgrade	Future Planned - Within Five Year Plan		\$261	\$46	\$0	\$0	\$0	\$0	\$0	\$0	\$0	\$307	0.0085%	N/A
170305*	WWP SCADA Network Upgrade	Future Planned - Ten Year CIP	2021	\$0	\$0	\$0	\$0	\$0	\$0	\$0	\$7,542	\$0	\$7,542	0.21%	N/A
170306*	SPW SCADA PLC Network Upgrade	Future Planned - Within Five Year Plan	2021	\$0	\$0	\$0	\$3,341	\$0	\$0	\$0	\$0	\$3,341	\$3,341	0.093%	N/A
170307*	NE SCADA Network Upgrade	Future Planned - Ten Year CIP	2021	\$0	\$0	\$0	\$0	\$0	\$0	\$0	\$3,112	\$0	\$3,112	0.086%	N/A
170400	Water Transmission Improvement Program	Future Planned - Ten Year CIP	2010	\$0	\$0	\$0	\$0	\$0	\$0	\$557	\$31,618	\$557	\$32,175	0.89%	N/A
170504*	Transmission Mains Valves and Urgent Repairs Contract 1	Future Planned - Within Five Year Plan		\$8,514	\$691	\$549	\$548	\$548	\$150	\$0	\$0	\$1,795	\$11,000	0.31%	N/A
170800	System-Wide Finished Water Reservoir Inspection, Design and Rehabilitation	Future Planned - Ten Year CIP	2016	\$0	\$0	\$0	\$0	\$0	\$0	\$0	\$0	\$0	\$0	0%	N/A
170803*	Reservoir Inspection, Design, and Construction Management Services Phase III	Future Planned - Within Five Year Plan	2021	\$0	\$0	\$0	\$0	\$897	\$3,695	\$11,940	\$77,901	\$16,531	\$94,432	2.6%	N/A
170900	Suburban Water Meter Pit Rehabilitation and Meter Replacement	Future Planned - Ten Year CIP	2014	\$0	\$0	\$0	\$0	\$0	\$2,027	\$4,027	\$22,053	\$6,055	\$28,108	0.78%	N/A
171500	Roof Replacement at WWP, SP, LH, NE, SW, NSC, Orion, Franklin, and Conner Creek Facilities	Future Planned - Ten Year CIP	2018	\$0	\$0	\$0	\$0	\$0	\$0	\$0	\$15,948	\$0	\$15,948	0.44%	N/A
171502*	Lake Huron and Southwest Roof Replacement	Future Planned - Ten Year CIP	2021	\$0	\$0	\$0	\$0	\$0	\$0	\$0	\$2,710	\$0	\$2,710	0.075%	N/A
383300	Masonry Replacement and Rehabilitation Program	Future Planned - Ten Year CIP	2020	\$0	\$0	\$0	\$0	\$0	\$0	\$0	\$25,000	\$0	\$25,000	0.69%	N/A

WATER CIP PROJECT TOTALS

Financial figures are in thousands of dollars (\$1,000s)

Status	Lifetime Actual Thru FY 2022	FY 2023	FY 2024	FY 2025	FY 2026	FY 2027	FY 2028	FY 2029 & Beyond	2024-2028 CIP Total	Project Total	Percent of W/S CIP
Active/Project Execution Water Projects Total	\$348,078	\$224,907	\$238,570	\$194,356	\$169,642	\$154,994	\$167,853	\$671,197	\$925,415	\$2,169,597	60%
Future Planned Water Projects Total	\$13,302	\$882	\$689	\$6,067	\$6,392	\$10,820	\$37,234	\$1,337,465	\$61,201	\$1,412,850	39%
Listed as Cancelled/Closed/Reclassified	\$14,125	\$0	\$0	\$0	\$0	\$0	\$0	\$0	\$0	\$14,126	0.39%
Pending Closeout Water Projects Total	\$1,656	\$0	\$0	\$0	\$0	\$0	\$0	\$0	\$0	\$1,656	0.046%
Total	\$377,161	\$225,790	\$239,260	\$200,422	\$176,034	\$165,813	\$205,087	\$2,008,662	\$986,616	\$3,598,228	100%

3.5 WASTEWATER PROJECTS BY STATUS

All financial figures are in thousands of dollars (\$1,000's). The Project Status column shows which projects are Active (A) or Project Execution (PE), Future Planned (FP), or Pending Closeout (PC). Projects that have been Reclassified to a different number, Closed, or Cancelled are not shown in this list; a list of Closed projects can be found in Section 2.2. For projects in the "Centralized Services" category (CIP number begins with 3), only portions of projects funded by the wastewater planned spend are included in this section.

WASTEWATER CIP PROJECTS: ACTIVE/PROJECT EXECUTION, RANKED BY 5-YEAR CIP TOTAL

Financial figures are in thousands of dollars (\$1,000s)

Score Note: * Denotes a CIP project that is a Program. For projects with no score, see Appendices for PM Scores

CIPNumber	Title	Project_ Status	Year_ Added	Lifetime Actual Thru FY 2022	FY 2023	FY 2024	FY 2025	FY 2026	FY 2027	FY 2028	FY 2029 & Beyond	2024-2028 CIP Total	Project Total	Percent of W/S CIP	RC SCORE
232002	Freud & Conner Creek Pump Station Improvements	Project Execution - Design	2016	\$16,571	\$3,595	\$21,816	\$26,207	\$29,444	\$29,444	\$17,434	\$413,987	\$124,345	\$558,498	15%	94.1
211006	WRRF PS No. 1 Improvements	Active - Pre-Procurement - Construction	2016	\$6,015	\$6,478	\$15,844	\$13,549	\$13,549	\$13,549	\$13,586	\$9,498	\$70,078	\$92,069	2.5%	78.6
211007	WRRF PS #2 Bar Racks Replacements and Grit Collection System Improvements	Project Execution - Design	2016	\$5,318	\$2,233	\$4,815	\$14,424	\$14,424	\$14,424	\$14,464	\$24,146	\$62,552	\$94,250	2.6%	75.7
216008	Rehabilitation of Screened Final Effluent (SFE) Pump Station	Project Execution - Design	2018	\$1,665	\$3,913	\$2,694	\$19,382	\$19,382	\$16,939	\$0	\$0	\$58,397	\$63,975	1.7%	63.2
212008	WRRF Aeration Improvements 1 and 2	Active - Procurement - Design	2017	\$968	\$2,379	\$10,877	\$10,847	\$10,847	\$10,847	\$10,877	\$19,941	\$54,294	\$77,582	2.1%	76.3
260204*	Conveyance System Engineering Services-1802575	Active - Procurement - Construction	2013	\$1,923	\$12,246	\$16,923	\$16,876	\$7,583	\$0	\$0	\$0	\$41,382	\$55,551	1.5%	N/A
260701*	Conveyance System Infrastructure Improvements	Active - Procurement - Construction	2021	\$2,241	\$14,893	\$19,310	\$15,957	\$5,527	\$0	\$0	\$0	\$40,794	\$57,929	1.6%	N/A
222002	Detroit River Interceptor (DRI) Evaluation and Rehabilitation	Project Execution - Construction	2016	\$42,279	\$12,892	\$17,254	\$10,038	\$8,983	\$167	\$2,228	\$19,719	\$38,670	\$113,560	3.1%	66.4

CIP PROJECTS BY CATEGORY

3.5. WASTEWATER PROJECTS BY STATUS

CIP PROJECTS BY CATEGORY

3.5. WASTEWATER PROJECTS BY STATUS

CIPNumber	Title	Project_ Status	Year_ Added	Lifetime Actual Thru FY 2022	FY 2023	FY 2024	FY 2025	FY 2026	FY 2027	FY 2028	FY 2029 & Beyond	2024-2028 CIP Total	Project Total	Percent of W/S CIP	RC SCORE
260510*	Conveyance System Repairs (Outfalls)	Project Execution - Design	2020	\$903	\$1,193	\$4,827	\$9,269	\$11,793	\$6,715	\$961	\$0	\$33,566	\$35,662	0.97%	N/A
260206*	Conveyance System Repairs (Sewers)	Project Execution - Design	2020	\$396	\$1,971	\$8,167	\$7,479	\$3,019	\$4,746	\$4,669	\$4,069	\$28,079	\$34,516	0.94%	N/A
260209*	Sewer Rehabilitation and Repair	Project Execution - Construction	2021	\$4	\$5,037	\$7,480	\$6,270	\$6,235	\$0	\$0	\$0	\$19,985	\$25,025	0.68%	N/A
273001	Hubbell Southfield CSO Facility Improvements	Active - Procurement - Design	2021	\$425	\$6	\$228	\$2,971	\$2,521	\$3,082	\$10,711	\$32,895	\$19,513	\$52,838	1.4%	75.7
216006	Assessment and Rehabilitation of WRRF yard piping and underground utilities	Project Execution - Construction	2017	\$3,762	\$6,134	\$8,216	\$8,193	\$0	\$0	\$0	\$0	\$16,409	\$26,305	0.72%	79
270006	CSO Facilities Improvements II	Active - Procurement - Design	2021	\$60	\$674	\$1,478	\$1,056	\$177	\$5,313	\$8,325	\$0	\$16,349	\$17,083	0.47%	61
216011	WRRF Structural Improvements	Active - Procurement - Negotiation Phase - Design	2020	\$25	\$2,254	\$3,259	\$3,250	\$3,250	\$3,117	\$0	\$0	\$12,877	\$15,156	0.41%	64.4
270004	Oakwood and Leib CSO Facilities Improvement Project	Active - Procurement - Board Approved - Design	2020	\$70	\$1,511	\$2,285	\$1,378	\$2,699	\$3,094	\$3,102	\$2,433	\$12,558	\$16,572	0.45%	79.4
277001	Baby Creek Outfall Improvements Project	Active - Procurement - Negotiation Phase - Construction	2019	\$1,552	\$2,126	\$3,303	\$3,294	\$3,294	\$2,265	\$0	\$0	\$12,157	\$15,835	0.43%	80.1
260600	CSO Facilities Improvement Program	Project Execution - Design	2017	\$0	\$734	\$2,120	\$1,611	\$1,611	\$1,611	\$1,615	\$1,020,889	\$8,568	\$1,030,191	28%	N/A
213006	WRRF Improvements to Sludge Feed Pumps at Dewatering Facilities	Active - Procurement - Design	2016	\$297	\$192	\$1,050	\$413	\$1,604	\$2,182	\$1,919	\$0	\$7,168	\$7,657	0.21%	76.6

CIP PROJECTS BY CATEGORY

3.5. WASTEWATER PROJECTS BY STATUS

CIP PROJECTS BY CATEGORY

3.5. WASTEWATER PROJECTS BY STATUS

CIPNumber	Title	Project Status	Year Added	Lifetime Actual Thru FY 2022	FY 2023	FY 2024	FY 2025	FY 2026	FY 2027	FY 2028	FY 2029 & Beyond	2024-2028 CIP Total	Project Total	Percent of W/S CIP	RC SCORE
260200	Sewer and Interceptor Rehabilitation Program	Project Execution - Construction	2013	\$0	\$0	\$17	\$17	\$17	\$1,972	\$4,910	\$12,184	\$6,933	\$19,117	0.52%	N/A
260207*	Rehabilitation of Woodward Sewer Systems	Project Execution - Construction	2021	\$3,577	\$10,723	\$6,722	\$0	\$0	\$0	\$0	\$0	\$6,722	\$21,021	0.57%	N/A
260210*	Rehabilitation of GLWA Sewers; Ashland Relief, Linwood, Lonyo, Second Avenue, and Shiawassee	Active - Procurement - Design	2022	\$0	\$1,007	\$1,522	\$1,517	\$1,517	\$1,517	\$39	\$30,115	\$6,112	\$37,235	1%	N/A
260619*	Control System Upgrade - St Aubin, Lieb & Mile	Active - Procurement - Board Approved - Design	2017	\$63	\$2,558	\$3,868	\$1,084	\$0	\$0	\$0	\$0	\$4,952	\$7,573	0.21%	N/A
260802*	2022 WRRF Roof Improvements Project	Project Execution - Design	2023	\$45	\$153	\$2,349	\$2,298	\$0	\$0	\$0	\$0	\$4,647	\$4,845	0.13%	N/A
260508*	B-39 Outfall Rehabilitation	Project Execution - Construction	2021	\$873	\$4,956	\$4,377	\$0	\$0	\$0	\$0	\$0	\$4,377	\$10,206	0.28%	N/A
260205*	NWI Rehabilitation	Project Execution - Construction	2021	\$335	\$3,156	\$4,232	\$12	\$0	\$0	\$0	\$0	\$4,244	\$7,734	0.21%	N/A
260614*	Structural Inspection & Structural Improvements	Project Execution - Construction	2017	\$7,202	\$3,237	\$2,347	\$1,201	\$0	\$0	\$0	\$0	\$3,548	\$13,987	0.38%	N/A
260903*	WRRF Front Entrance Rehabilitation	Project Execution - Design	2021	\$137	\$394	\$2,475	\$994	\$0	\$0	\$0	\$0	\$3,470	\$4,000	0.11%	N/A
260904*	WRRF 3rd Floor Renovation	Active - Procurement - Design	2022	\$3	\$167	\$14	\$415	\$2,140	\$682	\$0	\$0	\$3,251	\$3,421	0.093%	N/A
270003	Long Term CSO Control Plan	Project Execution - Design	2019	\$4,818	\$2,383	\$2,269	\$931	\$0	\$0	\$0	\$0	\$3,200	\$10,401	0.28%	88
260800	WRRF Roof Replacement for Multiple Facilities Program	Project Execution - Design	2018	\$0	\$0	\$0	\$0	\$0	\$519	\$2,222	\$12,092	\$2,741	\$14,833	0.4%	N/A
232001	Fairview Pumping Station - Replace Four Sanitary Pumps	Project Execution - Construction	2011	\$38,787	\$4,858	\$2,480	\$0	\$0	\$0	\$0	\$0	\$2,480	\$46,124	1.3%	63.6

CIP PROJECTS BY CATEGORY

3.5. WASTEWATER PROJECTS BY STATUS

CIP PROJECTS BY CATEGORY

3.5. WASTEWATER PROJECTS BY STATUS

CIPNumber	Title	Project_ Status	Year_ Added	Lifetime Actual Thru FY 2022	FY 2023	FY 2024	FY 2025	FY 2026	FY 2027	FY 2028	FY 2029 & Beyond	2024-2028 CIP Total	Project Total	Percent of W/S CIP	RC SCORE
260900	WRRF Facility Optimization Program	Project Execution - Design	2021	\$0	\$35	\$53	\$53	\$53	\$53	\$2,188	\$83,338	\$2,398	\$85,771	2.3%	N/A
260201*	CON-149, Emergency Sewer Repair	Project Execution - Construction	2013	\$34,925	\$3,807	\$1,107	\$984	\$146	\$0	\$0	\$0	\$2,237	\$40,969	1.1%	N/A
260905*	WRRF Plumbing Shop Renovation - 260905	Project Execution - Design	2022	\$0	\$18	\$1,144	\$1,026	\$0	\$0	\$0	\$0	\$2,170	\$2,189	0.06%	N/A
260901*	Rehabilitation of HAZMAT Facility at WRRF	Active - Procurement - Construction	2022	\$227	\$25	\$1,409	\$697	\$0	\$0	\$0	\$0	\$2,106	\$2,359	0.064%	N/A
260702*	Pump Station Assets Updates	Active - Pre-Procurement - Construction	2022	\$0	\$0	\$0	\$0	\$0	\$1,006	\$1,008	\$8,051	\$2,014	\$10,065	0.27%	N/A
211008	WRRF Rehabilitation of Ferric Chloride Feed System in PS-1 and Complex B Sludge Lines	Project Execution - Construction	2017	\$5,488	\$5,613	\$1,541	\$0	\$0	\$0	\$0	\$0	\$1,541	\$12,642	0.34%	78.3
211009	WRRF Rehabilitation of the Circular Primary Clarifier Scum Removal System	Project Execution - Design	2017	\$202	\$392	\$0	\$0	\$0	\$1,075	\$438	\$20,622	\$1,513	\$22,729	0.62%	76.6
260623*	CSO Baby Creek Screen Rehabilitation	Project Execution - Construction	2021	\$23	\$1,322	\$1,049	\$0	\$0	\$0	\$0	\$0	\$1,049	\$2,393	0.065%	N/A
260902*	WRRF 4th Floor Renovation	Project Execution - Construction	2021	\$65	\$2,190	\$1,044	\$0	\$0	\$0	\$0	\$0	\$1,044	\$3,299	0.09%	N/A
213007	WRRF Modification to Incinerator Sludge Feed Systems at Complex -II	Project Execution - Construction	2016	\$21,789	\$2,404	\$709	\$0	\$0	\$0	\$0	\$0	\$709	\$24,902	0.68%	96.2
260700	Sewer System Infrastructure Improvements and Pumping Stations	Project Execution - Design	2017	\$0	\$33	\$49	\$49	\$49	\$49	\$49	\$745	\$247	\$1,025	0.028%	N/A
216004	Rehabilitation of Various Sampling Sites and PS#2 Ferric Chloride System at WRRF	Project Execution - Construction	2010	\$6,339	\$1,796	\$196	\$0	\$0	\$0	\$0	\$0	\$196	\$8,330	0.23%	94.7
211002	WRRF PS No. 2 Pumping Improvements - Phase 1	Project Execution - Construction	2003	\$2,634	\$863	\$165	\$0	\$0	\$0	\$0	\$0	\$165	\$3,662	0.1%	N/A

CIP PROJECTS BY CATEGORY

3.5. WASTEWATER PROJECTS BY STATUS

CIP PROJECTS BY CATEGORY

3.5. WASTEWATER PROJECTS BY STATUS

CIPNumber	Title	Project_ Status	Year_ Added	Lifetime Actual Thru FY 2022	FY 2023	FY 2024	FY 2025	FY 2026	FY 2027	FY 2028	FY 2029 & Beyond	2024-2028 CIP Total	Project Total	Percent of W/S CIP	RC SCORE
222001	Oakwood District Intercommunity Relief Sewer Modification at Oakwood District	Project Execution - Design	2014	\$1,813	\$582	\$0	\$0	\$0	\$0	\$0	\$79,034	\$0	\$81,428	2.2%	62.7
260603*	Conner Creek CSO RTB Automation Improvements	Project Execution - Pending Closeout	2017	\$7,741	\$6	\$0	\$0	\$0	\$0	\$0	\$0	\$0	\$7,747	0.21%	N/A
260618*	Oakwood HVAC Project	Project Execution - Construction	2017	\$4,850	\$915	\$0	\$0	\$0	\$0	\$0	\$0	\$0	\$5,766	0.16%	N/A
260620*	Baby Creek Roof Replacement	Project Execution - Pending Closeout	2021	\$611	\$374	\$0	\$0	\$0	\$0	\$0	\$0	\$0	\$985	0.027%	N/A
260622*	CSO Emergency Generator Improvements	Project Execution - Construction	2021	\$95	\$1,155	\$0	\$0	\$0	\$0	\$0	\$0	\$0	\$1,250	0.034%	N/A
270001	Pilot CSO Netting Facility	Active - Pre-Procurement - Design	2019	\$0	\$0	\$0	\$0	\$0	\$0	\$0	\$35,034	\$0	\$35,034	0.95%	89.6
276002	Replacement of Make-up Air Unit No. 2 at Conner Creek CSO Facility	Project Execution - Construction	2022	\$8	\$349	\$0	\$0	\$0	\$0	\$0	\$0	\$0	\$357	0.0097%	92.5

WASTEWATER CIP PROJECTS: FUTURE PLANNED, RANKED BY PRIORITIZATION SCORE

Financial figures are in thousands of dollars (\$1,000s)

*Score Note: * Denotes a CIP project that is a Program. For projects with no score, see Appendices for PM Scores*

CIPNumber	Title	Project_Status	Year_Added	Lifetime Actual Thru FY 2022	FY 2023	FY 2024	FY 2025	FY 2026	FY 2027	FY 2028	FY 2029 & Beyond	2024-2028 CIP Total	Project Total	Percent of W/S CIP	RC SCORE
211010	Rehabilitation of Sludge Processing Complexes A and B	Future Planned - Within Five Year Plan	2019	\$94	\$0	\$0	\$0	\$1,685	\$768	\$3,930	\$15,627	\$6,383	\$22,104	0.6%	89.7
212010	WRRF Conversion of Disinfection of all Flow to Sodium Hypochlorite and Sodium Bisulfite	Future Planned - Ten Year CIP	2019	\$0	\$0	\$0	\$0	\$0	\$0	\$0	\$6,232	\$0	\$6,232	0.17%	89.7
270002	Meldrum Sewer Diversion and VR-15 Improvements	Future Planned - Within Five Year Plan	2019	\$0	\$0	\$0	\$0	\$0	\$936	\$1,641	\$3,277	\$2,577	\$5,854	0.16%	88.7
233003	Rouge River In-system Storage Devices	Future Planned - Within Five Year Plan	2019	\$0	\$0	\$0	\$0	\$0	\$0	\$0	\$46,436	\$0	\$46,436	1.3%	88.2
213009	WRRF Biosolids Processing Improvements	Future Planned - Within Five Year Plan	2021	\$0	\$0	\$0	\$0	\$642	\$1,436	\$1,439	\$195,907	\$3,517	\$199,423	5.4%	79.6
211011	WRRF PS1 Screening and Grit Improvements	Future Planned - Ten Year CIP	2019	\$0	\$311	\$1,638	\$1,633	\$601	\$50	\$1,510	\$92,140	\$5,432	\$97,882	2.7%	77.5
211005	WRRF PS No. 2 Improvements Phase II	Future Planned - Within Five Year Plan	2014	\$15	\$434	\$1,642	\$4,193	\$2,458	\$42	\$43	\$69,464	\$8,378	\$78,290	2.1%	77.4
212009	WRRF Aeration Improvements 3 and 4	Future Planned - Ten Year CIP	2019	\$0	\$0	\$0	\$0	\$0	\$0	\$0	\$69,528	\$0	\$69,528	1.9%	76.3
270008	Flushing System Improvements at Conner Creek and St. Aubin CSO Facilities	Future Planned - Within Five Year Plan	2021	\$0	\$0	\$0	\$59	\$324	\$324	\$163	\$6,200	\$870	\$7,070	0.19%	74.4
277002	Baby Creek CSO Facility Influent Flushing System	Future Planned - Ten Year CIP	2021	\$0	\$0	\$0	\$0	\$0	\$0	\$0	\$745	\$0	\$745	0.02%	72.3
270014	Conversion to Complete Capture Basin at Puritan Fenkell and Seven Mile CSO Facilities	Future Planned - Ten Year CIP	2021	\$0	\$0	\$0	\$0	\$0	\$0	\$39	\$4,443	\$39	\$4,482	0.12%	72
270011	HVAC Improvements at Conner Creek and Belle Isle CSO Facilities	Future Planned - Ten Year CIP	2021	\$0	\$0	\$0	\$0	\$0	\$0	\$0	\$418	\$0	\$418	0.011%	70.5
222008	North Interceptor East Arm (NIEA) 7 Mile Road Diversion Structure	Future Planned - Within Five Year Plan	2023	\$0	\$2,479	\$2,521	\$0	\$0	\$0	\$0	\$0	\$2,521	\$5,000	0.14%	63.9

CIPNumber	Title	Project_Status	Year_Added	Lifetime Actual Thru FY 2022	FY 2023	FY 2024	FY 2025	FY 2026	FY 2027	FY 2028	FY 2029 & Beyond	2024-2028 CIP Total	Project Total	Percent of W/S CIP	RC SCORE
232004	Condition Assessment at Blue Hill Pump Station	Future Planned - Within Five Year Plan	2019	\$0	\$258	\$0	\$0	\$0	\$0	\$0	\$0	\$0	\$258	0.007%	60.6
213008	WRRF Rehabilitation of the Ash Handling Systems	Future Planned - Within Five Year Plan	2017	\$151	\$0	\$0	\$0	\$549	\$549	\$85	\$5,851	\$1,182	\$7,184	0.2%	59.5
270012	Control System Upgrades at Conner Creek, Oakwood, and Puritan Fenkell CSO Facilities	Future Planned - Within Five Year Plan	2021	\$0	\$0	\$0	\$0	\$0	\$65	\$337	\$5,573	\$402	\$5,975	0.16%	59
270010	HVAC Improvements at Puritan Fenkell and Seven Mile CSO Facilities	Future Planned - Within Five Year Plan	2021	\$0	\$0	\$16	\$86	\$85	\$91	\$500	\$746	\$777	\$1,522	0.041%	57.8
270007	Disinfection System Improvements at Baby Creek, Belle Isle, Conner Creek, and Puritan Fenkell CSO Facilities	Future Planned - Within Five Year Plan	2021	\$0	\$0	\$0	\$201	\$1,081	\$1,081	\$1,084	\$4,842	\$3,449	\$8,291	0.23%	57
270013	Facility Improvements at Puritan Fenkell and Seven Mile CSO Facilities	Future Planned - Ten Year CIP	2021	\$0	\$0	\$0	\$0	\$0	\$0	\$18	\$884	\$18	\$902	0.025%	56.8
270009	Site Improvements at St. Aubin, Belle Isle, and Baby Creek CSO Facilities	Future Planned - Within Five Year Plan	2021	\$0	\$0	\$0	\$0	\$0	\$15	\$78	\$1,296	\$94	\$1,390	0.038%	54.6
273002	CSO Hubbell Southfield VR-8 Gate Improvements	Future Planned - Within Five Year Plan	2021	\$0	\$0	\$0	\$0	\$0	\$20	\$101	\$1,665	\$120	\$1,786	0.049%	50.2
260500	CSO Outfall Rehabilitation	Future Planned - Within Five Year Plan	2017	\$0	\$0	\$0	\$0	\$1,513	\$1,513	\$1,517	\$10,594	\$4,542	\$15,136	0.41%	N/A
261000	WRRF Rehabilitation of the Secondary Clarifiers	Future Planned - Within Five Year Plan	2017	\$0	\$0	\$0	\$0	\$0	\$0	\$0	\$39,337	\$0	\$39,337	1.1%	N/A
261001*	WRRF Rehabilitation of the Secondary Clarifiers Phase 1	Future Planned - Within Five Year Plan	2017	\$0	\$0	\$161	\$242	\$242	\$2,474	\$2,948	\$12,275	\$6,068	\$18,344	0.5%	N/A

WASTEWATER CIP PROJECT TOTALS

Financial figures are in thousands of dollars (\$1,000s)

Status	Lifetime Actual Thru FY 2022	FY 2023	FY 2024	FY 2025	FY 2026	FY 2027	FY 2028	FY 2029 & Beyond	2024-2028 CIP Total	Project Total	Percent of W/S CIP
Active/Project Execution Wastewater Projects Total	\$218,772	\$135,551	\$193,084	\$183,743	\$149,864	\$124,368	\$100,747	\$1,828,792	\$751,807	\$2,934,921	80%
Future Planned Wastewater Projects Total	\$261	\$3,482	\$5,978	\$6,416	\$9,179	\$9,363	\$15,433	\$593,478	\$46,369	\$643,590	18%
Listed as Cancelled/Closed/Reclassified	\$83,661	\$30	\$0	\$0	\$0	\$0	\$0	\$0	\$0	\$83,691	2.3%
Pending Closeout Wastewater Projects Total	\$8,352	\$379	\$0	\$0	\$0	\$0	\$0	\$0	\$0	\$8,732	0.24%
Total	\$311,046	\$139,442	\$199,061	\$190,159	\$159,044	\$133,732	\$116,180	\$2,422,270	\$798,176	\$3,670,934	100%

3.6. CENTRALIZED SERVICES PROJECTS

All financial figures are in thousands of dollars (\$1,000s). The Project Status column shows which projects are Active (A) or in Project Execution (PE), Future Planned (FP), or Pending Closeout (PC). Projects that have been Reclassified to a different number, Closed, or Cancelled are not shown in this list; a list of Closed projects can be found in Section 2.2

CENTRALIZED SERVICES CIP PROJECTS

Financial figures are in thousands of dollars (\$1,000s)

CIP Budget	CIPNumber	Title	Project_Status	Year_ Added	Lifetime Actual Thru FY 2022	FY 2023	FY 2024	FY 2025	FY 2026	FY 2027	FY 2028	FY 2029 & Beyond	2024-2028 CIP Total	Project Total
Wastewater	341002	Security Infrastructure Improvements for Wastewater Facilities	Closed	2019	\$2,345	\$4	\$0	\$0	\$0	\$0	\$0	\$0	\$0	\$2,349
Water	341001	Security Infrastructure Improvements on Water Facilities	Closed	2019	\$5,258	\$0	\$0	\$0	\$0	\$0	\$0	\$0	\$0	\$5,258
Water	380700	As-Needed Geotechnical and Related Engineering Services	Project Execution - Design	2006	\$0	\$11	\$0	\$0	\$0	\$0	\$0	\$0	\$0	\$11
Water	381000	Power Quality: Electric Metering Improvement Program	Active - Pre-Procurement - Design	2016	\$0	\$155	\$680	\$1,022	\$767	\$0	\$0	\$0	\$2,469	\$2,624
Water	383300	Masonry Replacement and Rehabilitation Program	Future Planned - Ten Year CIP	2020	\$0	\$0	\$0	\$0	\$0	\$0	\$0	\$25,000	\$0	\$25,000

Note: CIP Number 380700 Contract was exhausted in 2021

3.7. TEN-YEAR WATER OUTLOOK

In this section, you will find ten-year outlooks for CIP projects. These ten-year outlooks rely heavily on input from long-term needs assessments, master plans, and condition assessment documents. The planning horizon for these outlooks extend from FY2023 through FY2032. Projects within the 2024-2028 CIP that carry over into the FY2028+ are shown within the following tables by the anticipated fiscal year in which projected expenditures are anticipated.

Only project-level data will be provided within these outlooks. These are subject to change and are based upon the best available data at the time of compiling this report. The primary source of longer-term projects used for the 10-Year Water Outlook are from the 2015 Water Master Plan. In addition, it is anticipated that most programs will continue into the ten-year horizon. The project-level data can be seen below. In addition, a graphical representation of this summary is shown below.

WATER 10-YEAR OUTLOOK PROJECTS

Financial figures are in thousands of dollars (\$1,000s)

CIPNumber	Title	Lifetime Planned Spend	FY 2023	FY 2024	FY 2025	FY 2026	FY 2027	FY 2028	FY 2029	FY 2030	FY 2031	FY 2032	FY 2033	Total FY 2024-2028	Total FY 2029-2033	Total FY 2024-2033
111001	Lake Huron Water Treatment Plant, Low-Lift, High Lift and Filter Backwash Pumping System Improvements	\$140,411	\$1,252	\$1,553	\$1,549	\$12,040	\$12,459	\$38,731	\$34,913	\$34,985	\$11	\$0	\$0	\$66,331	\$69,909	\$136,240
111006	Lake Huron Water Treatment Plant, Filter Instrumentation and Raw Water Flow Metering Improvements	\$40,356	\$197	\$1,026	\$1,024	\$9,184	\$9,582	\$9,609	\$8,453	\$0	\$0	\$0	\$0	\$30,424	\$8,453	\$38,878
111008	Lake Huron Water Treatment Plant, Architectural Programming for Laboratory and Admin Building Improvements	\$782	\$0	\$0	\$0	\$0	\$0	\$0	\$0	\$0	\$0	\$0	\$0	\$0	\$0	\$0
111009	Lake Huron Water Treatment Plant - High Lift Pumping, Water Production Flow Metering and Yard Piping Improvements	\$30,899	\$8,714	\$12,610	\$6,515	\$26	\$0	\$0	\$0	\$0	\$0	\$0	\$0	\$19,150	\$0	\$19,150
111010	Filtration Improvements	\$58,639	\$0	\$0	\$0	\$0	\$0	\$1,217	\$1,217	\$1,582	\$13,591	\$13,628	\$13,591	\$1,217	\$43,608	\$44,825
111011	Lake Huron WTP Pilot Plant	\$3,268	\$1,031	\$0	\$0	\$0	\$0	\$0	\$0	\$0	\$0	\$0	\$0	\$0	\$0	\$0
111012	LHWTP-Flocculation Improvements	\$51,331	\$169	\$1,787	\$2,385	\$11,785	\$11,785	\$11,817	\$11,139	\$0	\$0	\$0	\$0	\$39,559	\$11,139	\$50,699
112003	Northeast Water Treatment Plant High-Lift Pumping Station Improvements	\$171,661	\$6	\$0	\$0	\$2,770	\$2,770	\$11,703	\$10,428	\$10,428	\$13,728	\$13,756	\$11,306	\$17,243	\$59,646	\$76,889
112006	Northeast Water Treatment Plant Flocculator Replacements	\$13,374	\$3,265	\$2,637	\$2,630	\$2,630	\$1,878	\$0	\$0	\$0	\$0	\$0	\$0	\$9,775	\$0	\$9,775
112007	NEWTP-Header Galleries and Washwater Building Structural Repair	\$6,685	\$0	\$140	\$2,178	\$2,178	\$2,178	\$12	\$0	\$0	\$0	\$0	\$0	\$6,685	\$0	\$6,685
113003	Southwest Water Treatment Plant, Low- and High-Lift Pumping Station, Flocculation and Filtration System Improvements	\$184,285	\$0	\$0	\$0	\$0	\$0	\$0	\$2,178	\$2,184	\$2,184	\$2,190	\$2,184	\$0	\$10,920	\$10,920
113006	Southwest Water Treatment Plant Chlorine Scrubber, Raw Water Screens & Related Improvements	\$7,264	\$4,769	\$13	\$0	\$0	\$0	\$0	\$0	\$0	\$0	\$0	\$0	\$13	\$0	\$13
113007	Southwest Water Treatment Plant Architectural and Building Mechanical Improvements	\$8,641	\$0	\$0	\$0	\$0	\$0	\$0	\$0	\$0	\$0	\$0	\$0	\$0	\$0	\$0

CIPNumber	Title	Lifetime Planned Spend	FY 2023	FY 2024	FY 2025	FY 2026	FY 2027	FY 2028	FY 2029	FY 2030	FY 2031	FY 2032	FY 2033	Total FY 2024-2028	Total FY 2029-2033	Total FY 2024-2033
113009	SW Flight and Chain Upgrades	\$3,027	\$0	\$1,454	\$1,450	\$123	\$0	\$0	\$0	\$0	\$0	\$0	\$0	\$3,027	\$0	\$3,027
114002	Springwells Water Treatment Plant, Low-Lift and High-Lift Pumping Station Improvements	\$315,712	\$8,534	\$22,555	\$30,487	\$28,861	\$36,138	\$28,527	\$23,850	\$23,303	\$23,303	\$23,367	\$14,773	\$146,567	\$108,597	\$255,164
114005	Springwells Water Treatment Plant, Administration Building Improvements & Underground Fire Protection Loop	\$6,591	\$6	\$0	\$0	\$0	\$0	\$0	\$0	\$2,143	\$2,143	\$1,086	\$0	\$0	\$5,373	\$5,373
114007	Springwells Water Treatment Plant Powdered Activated Carbon System Improvements	\$4,034	\$0	\$0	\$0	\$0	\$0	\$6	\$632	\$907	\$2,489	\$0	\$0	\$6	\$4,028	\$4,034
114008	Springwells Water Treatment Plant 1930 Sedimentation Basin Sluice Gates, Guides & Hoists Improvements	\$14,062	\$2,285	\$0	\$0	\$0	\$0	\$0	\$0	\$0	\$0	\$0	\$0	\$0	\$0	\$0
114010	Springwells Water Treatment Plant, Yard Piping and High-Lift Header Improvements	\$218,614	\$101	\$0	\$0	\$0	\$0	\$0	\$11,353	\$22,933	\$38,290	\$41,129	\$53,841	\$0	\$167,547	\$167,547
114011	Springwells Water Treatment Plant Steam, Condensate Return, and Compressed Air Piping Improvements	\$27,987	\$2,484	\$1,281	\$0	\$0	\$0	\$0	\$0	\$0	\$0	\$0	\$0	\$1,281	\$0	\$1,281
114016	Springwells Water Treatment Plant 1958 Settled Water Conduits and Loading Dock Concrete Pavement Replacement	\$1,543	\$-38	\$0	\$0	\$0	\$0	\$0	\$0	\$0	\$0	\$0	\$0	\$0	\$0	\$0
114017	Springwells Water Treatment Plant Flocculator Drive Replacements	\$25,267	\$1,224	\$6,004	\$5,988	\$5,988	\$5,168	\$0	\$0	\$0	\$0	\$0	\$0	\$23,147	\$0	\$23,147
114018	Springwells Water Treatment Plant - Service Building Electrical Substation and Miscellaneous Improvements	\$2,341	\$0	\$0	\$0	\$0	\$0	\$133	\$1,608	\$599	\$0	\$0	\$0	\$133	\$2,207	\$2,341
115001	Water Works Park Water Treatment Plant Yard Piping, Valves and Venturi Meters Replacement	\$56,073	\$15,617	\$10,657	\$10,628	\$7,134	\$0	\$0	\$0	\$0	\$0	\$0	\$0	\$28,419	\$0	\$28,419
115005	WWP WTP Building Ventilation Improvements	\$16,541	\$3,718	\$5,580	\$5,564	\$915	\$0	\$0	\$0	\$0	\$0	\$0	\$0	\$12,059	\$0	\$12,059
115006	Water Works Park Site/Civil Improvements	\$5,896	\$0	\$0	\$0	\$0	\$0	\$382	\$526	\$2,494	\$2,494	\$0	\$0	\$382	\$5,514	\$5,896
115007	Water Works Park High Lift Pumping Station Modernization	\$115,090	\$0	\$0	\$0	\$0	\$0	\$2,012	\$2,007	\$2,007	\$2,007	\$10,929	\$20,364	\$2,012	\$37,313	\$39,325
115009	Water Works Park Sedimentation Basins Structural Upgrades	\$16,846	\$0	\$0	\$0	\$0	\$0	\$1,664	\$5,349	\$5,349	\$4,484	\$0	\$0	\$1,664	\$15,182	\$16,846
116002	Pennsylvania and Springwells Raw Water Supply Tunnel Improvements	\$98,757	\$15,961	\$15,334	\$11,348	\$0	\$0	\$0	\$0	\$0	\$0	\$0	\$0	\$26,682	\$0	\$26,682
116005	Belle Isle Seawall Rehabilitation	\$1,175	\$438	\$737	\$0	\$0	\$0	\$0	\$0	\$0	\$0	\$0	\$0	\$737	\$0	\$737
116006	Belle Isle Intake System Rehabilitation and Improvements	\$2,222	\$0	\$0	\$0	\$0	\$0	\$712	\$706	\$402	\$402	\$0	\$0	\$712	\$1,510	\$2,222
116007	System Electrical Power Improvements	\$4,010	\$568	\$2,286	\$1,156	\$0	\$0	\$0	\$0	\$0	\$0	\$0	\$0	\$3,442	\$0	\$3,442
122003	Water Works Park to Northeast Transmission Main	\$294,830	\$1,789	\$144	\$144	\$144	\$144	\$144	\$144	\$144	\$144	\$144	\$144	\$721	\$721	\$1,441
122004	96-inch Water Transmission Main Relocation and Isolation Valve Installations	\$268,615	\$40,615	\$85,217	\$58,316	\$20,536	\$20,536	\$22,954	\$4,218	\$0	\$0	\$0	\$0	\$207,560	\$4,218	\$211,778
122005	Schoolcraft Road Water Transmission Main	\$18,092	\$3,361	\$0	\$0	\$0	\$0	\$0	\$0	\$0	\$0	\$0	\$0	\$0	\$0	\$0
122006	Wick Road Water Transmission Main	\$25,822	\$3,314	\$0	\$0	\$0	\$0	\$0	\$0	\$0	\$0	\$0	\$0	\$0	\$0	\$0
122007	Merriman Road Water Transmission Main Loop	\$26,209	\$0	\$0	\$0	\$0	\$0	\$1,008	\$1,006	\$323	\$4,339	\$4,880	\$4,867	\$1,008	\$15,414	\$16,423
122011	Park-Merriman Road Water Transmission Main	\$9,286	\$917	\$0	\$0	\$0	\$0	\$0	\$0	\$0	\$0	\$0	\$0	\$0	\$0	\$0
122013	14 Mile Transmission Main Loop	\$112,785	\$57,078	\$27,027	\$0	\$0	\$0	\$0	\$0	\$0	\$0	\$0	\$0	\$27,027	\$0	\$27,027
122016	Downriver Transmission Main Loop	\$66,552	\$557	\$5,309	\$10,575	\$10,575	\$10,575	\$10,604	\$10,575	\$5,331	\$0	\$0	\$0	\$47,638	\$15,906	\$63,544

CIP PROJECTS BY CATEGORY

3.7. TEN-YEAR WATER OUTLOOK

CIP PROJECTS BY CATEGORY

3.7. TEN-YEAR WATER OUTLOOK

CIPNumber	Title	Lifetime Planned Spend	FY 2023	FY 2024	FY 2025	FY 2026	FY 2027	FY 2028	FY 2029	FY 2030	FY 2031	FY 2032	FY 2033	Total FY 2024-2028	Total FY 2029-2033	Total FY 2024-2033
122017	7 Mile/Nevada Transmission Main Rehab and Carrie/Nevada Flow Control Station	\$66,364	\$3,973	\$3,390	\$5,060	\$10,128	\$10,128	\$10,156	\$10,128	\$7,353	\$0	\$0	\$0	\$38,863	\$17,482	\$56,345
122018	Garland, Hurlbut, Bewick Water Transmission System Rehabilitation	\$35,422	\$1,681	\$31	\$0	\$0	\$0	\$0	\$4,677	\$0	\$0	\$0	\$0	\$31	\$4,677	\$4,708
122019	Jefferson Main Replacement Project	\$40,136	\$338	\$0	\$19,899	\$19,899	\$0	\$0	\$0	\$0	\$0	\$0	\$0	\$39,798	\$0	\$39,798
132007	Energy Management: Freeze Protection Pump Installation at Imlay Pump Station	\$5,746	\$3,739	\$902	\$0	\$0	\$0	\$0	\$0	\$0	\$0	\$0	\$0	\$902	\$0	\$902
132010	West Service Center Pumping Station - Reservoir, Reservoir Pumping, and Division Valve Upgrades	\$45,835	\$12,744	\$4,759	\$156	\$0	\$0	\$0	\$0	\$0	\$0	\$0	\$0	\$4,915	\$0	\$4,915
132012	Ypsilanti Booster Pumping Station Improvements	\$41,970	\$2,107	\$701	\$117	\$0	\$0	\$0	\$0	\$0	\$3	\$3	\$10,322	\$818	\$10,328	\$11,146
132014	Adams Road Pumping Station Improvements	\$61,759	\$0	\$0	\$0	\$0	\$0	\$1,264	\$1,261	\$1,261	\$1,594	\$14,996	\$13,767	\$1,264	\$32,878	\$34,142
132015	Newburgh Road Booster Pumping Station Improvements	\$45,690	\$30	\$0	\$0	\$0	\$0	\$0	\$5,656	\$9,877	\$9,877	\$9,904	\$9,850	\$0	\$45,166	\$45,166
132016	North Service Center Pumping Station Improvements	\$83,402	\$2,663	\$4,024	\$2,156	\$8,498	\$17,114	\$17,161	\$17,114	\$14,301	\$0	\$0	\$0	\$48,953	\$31,415	\$80,368
132018	Schoolcraft Pumping Station Improvements	\$24,691	\$0	\$0	\$0	\$0	\$0	\$0	\$0	\$0	\$0	\$0	\$0	\$0	\$0	\$0
132019	Wick Road Pumping Station Improvements	\$24,780	\$0	\$0	\$0	\$0	\$0	\$6	\$2,249	\$2,249	\$1,666	\$9,289	\$9,264	\$6	\$24,717	\$24,723
132020	Franklin Pumping Station Improvements	\$4,918	\$0	\$0	\$0	\$0	\$0	\$723	\$1,397	\$1,352	\$1,352	\$0	\$0	\$723	\$4,102	\$4,825
132021	Imlay Pumping Station Improvements	\$137,968	\$0	\$0	\$0	\$0	\$0	\$0	\$0	\$0	\$13,692	\$17,756	\$17,707	\$0	\$49,155	\$49,155
132022	Joy Road Pumping Station Improvements	\$39,857	\$0	\$0	\$0	\$0	\$0	\$0	\$0	\$0	\$0	\$0	\$0	\$0	\$0	\$0
170109	GLWA-CS-187: FK Eng: Raw Water Intake	\$1,656	\$0	\$0	\$0	\$0	\$0	\$0	\$0	\$0	\$0	\$0	\$0	\$0	\$0	\$0
170300	Water Treatment Plant Automation Program	\$23,317	\$0	\$0	\$0	\$0	\$0	\$0	\$6,219	\$6,821	\$6,821	\$3,457	\$0	\$0	\$23,317	\$23,317
170302	SW SCADA System Upgrade	\$8,202	\$2,330	\$4,731	\$0	\$0	\$0	\$0	\$0	\$0	\$0	\$0	\$0	\$4,731	\$0	\$4,731
170303	Power Monitoring Installation for Water Treatment Plants	\$1,842	\$125	\$0	\$0	\$0	\$0	\$0	\$0	\$0	\$0	\$0	\$0	\$0	\$0	\$0
170304	WWP Scada Infrastructure Upgrade	\$307	\$46	\$0	\$0	\$0	\$0	\$0	\$0	\$0	\$0	\$0	\$0	\$0	\$0	\$0
170305	WWP SCADA Network Upgrade	\$7,542	\$0	\$0	\$0	\$0	\$0	\$0	\$4,714	\$2,828	\$0	\$0	\$0	\$0	\$7,542	\$7,542
170306	SPW SCADA PLC Network Upgrade	\$3,341	\$0	\$0	\$3,341	\$0	\$0	\$0	\$0	\$0	\$0	\$0	\$0	\$3,341	\$0	\$3,341
170307	NE SCADA Network Upgrade	\$3,112	\$0	\$0	\$0	\$0	\$0	\$0	\$0	\$593	\$2,519	\$0	\$0	\$0	\$3,112	\$3,112
170400	Water Transmission Improvement Program	\$32,175	\$0	\$0	\$0	\$0	\$0	\$557	\$574	\$556	\$556	\$558	\$556	\$557	\$2,801	\$3,358
170500	Transmission System Valve Rehabilitation and Replacement Program	\$32,969	\$0	\$1,617	\$1,612	\$1,612	\$3,261	\$3,270	\$3,261	\$3,261	\$3,261	\$3,270	\$3,257	\$11,371	\$16,309	\$27,680
170502	Transmission System Valve Rehabilitation and Replacement Phase I	\$5,609	\$0	\$0	\$0	\$0	\$0	\$0	\$0	\$0	\$0	\$0	\$0	\$0	\$0	\$0
170503	Transmission Mains Valves and Urgent Repairs Contract 2	\$12,166	\$7,940	\$920	\$143	\$0	\$0	\$0	\$0	\$0	\$0	\$0	\$0	\$1,063	\$0	\$1,063
170504	Transmission Mains Valves and Urgent Repairs Contract 1	\$11,000	\$691	\$549	\$548	\$548	\$150	\$0	\$0	\$0	\$0	\$0	\$0	\$1,795	\$0	\$1,795
170600	Linear System Integrity Program	\$27,312	\$3	\$31	\$31	\$31	\$31	\$4,539	\$4,527	\$4,527	\$4,527	\$4,539	\$4,527	\$4,663	\$22,646	\$27,309
170601	Linear System Integrity Program - Contract 1	\$9,838	\$381	\$112	\$112	\$5,902	\$3,331	\$0	\$0	\$0	\$0	\$0	\$0	\$9,456	\$0	\$9,456
170800	System-Wide Finished Water Reservoir Inspection, Design and Rehabilitation	\$0	\$0	\$0	\$0	\$0	\$0	\$0	\$0	\$0	\$0	\$0	\$0	\$0	\$0	\$0

CIP PROJECTS BY CATEGORY

3.7. TEN-YEAR WATER OUTLOOK

CIP PROJECTS BY CATEGORY

3.7. TEN-YEAR WATER OUTLOOK

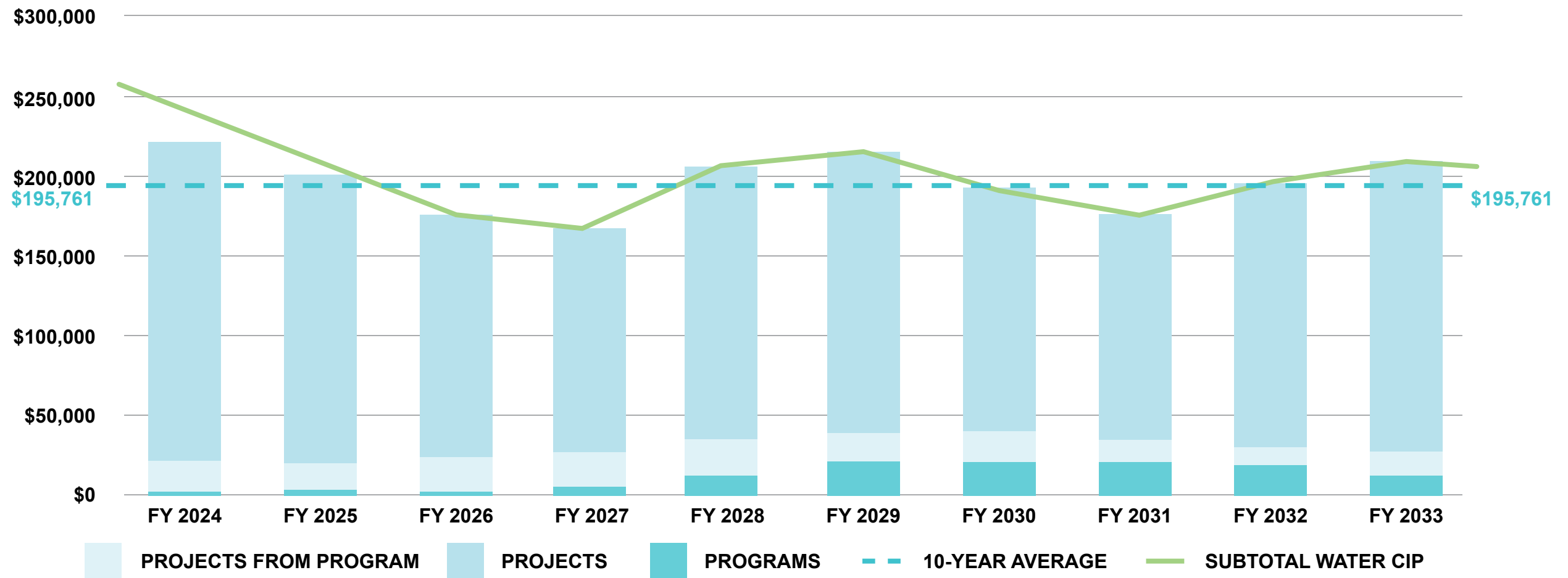
CIPNumber	Title	Lifetime Planned Spend	FY 2023	FY 2024	FY 2025	FY 2026	FY 2027	FY 2028	FY 2029	FY 2030	FY 2031	FY 2032	FY 2033	Total FY 2024-2028	Total FY 2029-2033	Total FY 2024-2033
170801	Reservoir Inspection, Design and Construction Project at Imlay Station, Lake Huron Water Treatment Plant, Springwells Water Treatment Plant, And Southwest Water Treatment Plant	\$24,985	\$2,910	\$2,570	\$1,426	\$0	\$0	\$0	\$0	\$0	\$0	\$0	\$0	\$3,996	\$0	\$3,996
170802	Reservoir Inspection, Design, and Construction Management Services Phase II	\$47,175	\$3,482	\$9,292	\$9,267	\$9,267	\$9,267	\$6,601	\$0	\$0	\$0	\$0	\$0	\$43,693	\$0	\$43,693
170803	Reservoir Inspection, Design, and Construction Management Services Phase III	\$94,432	\$0	\$0	\$0	\$897	\$3,695	\$11,940	\$11,907	\$11,907	\$11,907	\$11,940	\$11,907	\$16,531	\$59,568	\$76,099
170900	Suburban Water Meter Pit Rehabilitation and Meter Replacement	\$28,108	\$0	\$0	\$0	\$0	\$2,027	\$4,027	\$2,752	\$2,752	\$2,752	\$2,759	\$2,752	\$6,055	\$13,766	\$19,821
170901	Suburban Water Meter Pit Rehabilitation and Meter Replacement	\$12,522	\$2,506	\$0	\$0	\$0	\$0	\$0	\$0	\$0	\$0	\$0	\$0	\$0	\$0	\$0
170902	Brownstown Meter Pit	\$87	\$0	\$0	\$0	\$0	\$0	\$0	\$0	\$0	\$0	\$0	\$0	\$0	\$0	\$0
170904	Wholesale Water Meterpit Rehabilitation and Meter Upgrade - Phase II	\$16,000	\$0	\$1,600	\$3,598	\$3,598	\$3,598	\$3,607	\$0	\$0	\$0	\$0	\$0	\$16,000	\$0	\$16,000
171500	Roof Replacement at WWP, SP, LH, NE, SW, NSC, Orion, Franklin, and Conner Creek Facilities	\$15,948	\$0	\$0	\$0	\$0	\$0	\$0	\$2,529	\$2,651	\$2,625	\$2,375	\$1,919	\$0	\$12,099	\$12,099
171502	Lake Huron and Southwest Roof Replacement	\$2,710	\$0	\$0	\$0	\$0	\$0	\$0	\$1,045	\$1,660	\$5	\$0	\$0	\$0	\$2,710	\$2,710
380700	As-Needed Geotechnical and Related Engineering Services	\$11	\$11	\$0	\$0	\$0	\$0	\$0	\$0	\$0	\$0	\$0	\$0	\$0	\$0	\$0
381000	Power Quality: Electric Metering Improvement Program	\$2,624	\$155	\$680	\$1,022	\$767	\$0	\$0	\$0	\$0	\$0	\$0	\$0	\$2,469	\$0	\$2,469
383300	Masonry Replacement and Rehabilitation Program	\$25,000	\$0	\$0	\$0	\$0	\$0	\$0	\$0	\$0	\$0	\$0	\$0	\$0	\$0	\$0

10-YEAR WATER CIP OUTLOOK

Financial figures are in thousands of dollars (\$1,000s)

Program Category	FY 2023	FY 2024	FY 2025	FY 2026	FY 2027	FY 2028	FY 2029	FY 2030	FY 2031	FY 2032	FY 2033
Program	\$169	\$2,327	\$2,665	\$2,410	\$5,319	\$12,393	\$19,861	\$20,567	\$20,541	\$16,958	\$13,011
Projects	\$205,208	\$217,158	\$179,324	\$153,413	\$140,455	\$170,546	\$172,784	\$151,507	\$137,794	\$163,059	\$181,980
Projects From Programs	\$20,412	\$19,775	\$18,434	\$20,210	\$20,040	\$22,148	\$17,666	\$16,988	\$14,430	\$11,940	\$11,907
Total	\$225,789	\$239,260	\$200,422	\$176,034	\$165,813	\$205,087	\$210,312	\$189,062	\$172,765	\$191,957	\$206,898

10-YEAR WATER CIP OUTLOOK



3.8. WATER PROGRAMS AND PROJECTS FROM PROGRAMS

In this section, a list of programs is presented along with all projects that are supported, developed, and executed utilizing funded budgets from these programs. While GLWA does not score programs, projects from programs are being scored to assist in the prioritization process.

WATER PROGRAMS AND PROJECTS FROM PROGRAMS

Financial figures are in thousands of dollars (\$1,000s)

CIPNumber	Title	Lifetime Actual Thru FY 2022	FY 2023	FY 2024	FY 2025	FY 2026	FY 2027	FY 2028	2024-2028 CIP Total	FY 2029 & Beyond	Project Total
170300	Water Treatment Plant Automation Program	\$0	\$0	\$0	\$0	\$0	\$0	\$0	\$0	\$23,317	\$23,317
170302	SW SCADA System Upgrade	\$1,141	\$2,330	\$4,731	\$0	\$0	\$0	\$0	\$4,731	\$0	\$8,202
170303	Power Monitoring Installation for Water Treatment Plants	\$1,717	\$125	\$0	\$0	\$0	\$0	\$0	\$0	\$0	\$1,842
170304	WWP Scada Infrastructure Upgrade	\$261	\$46	\$0	\$0	\$0	\$0	\$0	\$0	\$0	\$307
170305	WWP SCADA Network Upgrade	\$0	\$0	\$0	\$0	\$0	\$0	\$0	\$0	\$7,542	\$7,542
170306	SPW SCADA PLC Network Upgrade	\$0	\$0	\$0	\$3,341	\$0	\$0	\$0	\$3,341	\$0	\$3,341
170307	NE SCADA Network Upgrade	\$0	\$0	\$0	\$0	\$0	\$0	\$0	\$0	\$3,112	\$3,112
Program Total		\$3,119	\$2,502	\$4,731	\$3,341	\$0	\$0	\$0	\$8,073	\$33,971	\$47,664
170400	Water Transmission Improvement Program	\$0	\$0	\$0	\$0	\$0	\$0	\$557	\$557	\$31,618	\$32,175
Program Total		\$0	\$0	\$0	\$0	\$0	\$0	\$557	\$557	\$31,618	\$32,175
170500	Transmission System Valve Rehabilitation and Replacement Program	\$0	\$0	\$1,617	\$1,612	\$1,612	\$3,261	\$3,270	\$11,371	\$21,598	\$32,969
170502	Transmission System Valve Rehabilitation and Replacement Phase I	\$5,609	\$0	\$0	\$0	\$0	\$0	\$0	\$0	\$0	\$5,609
170503	Transmission Mains Valves and Urgent Repairs Contract 2	\$3,163	\$7,940	\$920	\$143	\$0	\$0	\$0	\$1,063	\$0	\$12,166
170504	Transmission Mains Valves and Urgent Repairs Contract 1	\$8,514	\$691	\$549	\$548	\$548	\$150	\$0	\$1,795	\$0	\$11,000
Program Total		\$17,286	\$8,631	\$3,085	\$2,303	\$2,160	\$3,411	\$3,270	\$14,229	\$21,598	\$61,744
170600	Linear System Integrity Program	\$0	\$3	\$31	\$31	\$31	\$31	\$4,539	\$4,663	\$22,646	\$27,312
170601	Linear System Integrity Program - Contract 1	\$0	\$381	\$112	\$112	\$5,902	\$3,331	\$0	\$9,456	\$0	\$9,838
Program Total		\$0	\$384	\$143	\$142	\$5,933	\$3,362	\$4,539	\$14,119	\$22,646	\$37,149
170800	System-Wide Finished Water Reservoir Inspection, Design and Rehabilitation	\$0	\$0	\$0	\$0	\$0	\$0	\$0	\$0	\$0	\$0
170801	Reservoir Inspection, Design and Construction Project at Imlay Station, Lake Huron Water Treatment Plant, Springwells Water Treatment Plant, And Southwest Water Treatment Plant	\$18,079	\$2,910	\$2,570	\$1,426	\$0	\$0	\$0	\$3,996	\$0	\$24,985
170802	Reservoir Inspection, Design, and Construction Management Services Phase II	\$0	\$3,482	\$9,292	\$9,267	\$9,267	\$9,267	\$6,601	\$43,693	\$0	\$47,175
170803	Reservoir Inspection, Design, and Construction Management Services Phase III	\$0	\$0	\$0	\$0	\$897	\$3,695	\$11,940	\$16,531	\$77,901	\$94,432
Program Total		\$18,079	\$6,392	\$11,862	\$10,692	\$10,163	\$12,961	\$18,541	\$64,220	\$77,901	\$166,592
170900	Suburban Water Meter Pit Rehabilitation and Meter Replacement	\$0	\$0	\$0	\$0	\$0	\$2,027	\$4,027	\$6,055	\$22,053	\$28,108

CIP PROJECTS BY CATEGORY

3.8. WATER PROGRAMS AND PROJECTS FROM PROGRAMS

CIP PROJECTS BY CATEGORY

3.8. WATER PROGRAMS AND PROJECTS FROM PROGRAMS

CIPNumber	Title	Lifetime Actual Thru FY 2022	FY 2023	FY 2024	FY 2025	FY 2026	FY 2027	FY 2028	2024-2028 CIP Total	FY 2029 & Beyond	Project Total
170901	Suburban Water Meter Pit Rehabilitation and Meter Replacement	\$10,015	\$2,506	\$0	\$0	\$0	\$0	\$0	\$0	\$0	\$12,522
170902	Brownstown Meter Pit	\$87	\$0	\$0	\$0	\$0	\$0	\$0	\$0	\$0	\$87
170904	Wholesale Water Meterpit Rehabilitation and Meter Upgrade - Phase II	\$0	\$0	\$1,600	\$3,598	\$3,598	\$3,598	\$3,607	\$16,000	\$0	\$16,000
Program Total		\$10,102	\$2,506	\$1,600	\$3,598	\$3,598	\$5,625	\$7,635	\$22,055	\$22,053	\$56,716
171500	Roof Replacement at WWP, SP, LH, NE, SW, NSC, Orion, Franklin, and Conner Creek Facilities	\$0	\$0	\$0	\$0	\$0	\$0	\$0	\$0	\$15,948	\$15,948
171502	Lake Huron and Southwest Roof Replacement	\$0	\$0	\$0	\$0	\$0	\$0	\$0	\$0	\$2,710	\$2,710
Program Total		\$0	\$0	\$0	\$0	\$0	\$0	\$0	\$0	\$18,658	\$18,658
380700	As-Needed Geotechnical and Related Engineering Services	\$0	\$11	\$0	\$0	\$0	\$0	\$0	\$0	\$0	\$11
Program Total		\$0	\$11	\$0	\$0	\$0	\$0	\$0	\$0	\$0	\$11
381000	Power Quality: Electric Metering Improvement Program	\$0	\$155	\$680	\$1,022	\$767	\$0	\$0	\$2,469	\$0	\$2,624
Program Total		\$0	\$155	\$680	\$1,022	\$767	\$0	\$0	\$2,469	\$0	\$2,624
383300	Masonry Replacement and Rehabilitation Program	\$0	\$0	\$0	\$0	\$0	\$0	\$0	\$0	\$25,000	\$25,000
Program Total		\$0	\$0	\$0	\$0	\$0	\$0	\$0	\$0	\$25,000	\$25,000

3.9. TEN-YEAR WASTEWATER OUTLOOK

In this section, you will find ten-year outlooks for CIP projects. These ten-year outlooks rely heavily on input from long-term needs assessments, master plans, and condition assessment documents. The planning horizon for these outlooks extend from FY2024 through FY2033. Projects within the 2024-2028 CIP that carry over into the FY2029+ are shown within the following tables by the anticipated fiscal year in which projected expenditures are anticipated. Only project level data will be provided within these outlooks. These are subject to change and are based upon the best available data at the time of compiling this report.

The primary source of long-term projects used for the 10-Year Wastewater Outlook are from the Regional Wastewater Master Plan Assessment and various condition assessments that have been performed. The project-level data used in the development of this outlook can be seen below. In addition, a graphical representation of this summary is shown below.

WASTEWATER 10-YEAR OUTLOOK PROJECTS

Financial figures are in thousands of dollars (\$1,000s)

CIPNumber	Title	Lifetime Planned Spend	FY 2023	FY 2024	FY 2025	FY 2026	FY 2027	FY 2028	FY 2029	FY 2030	FY 2031	FY 2032	FY 2033	Total FY 2024-2028	Total FY 2029-2033	Total FY 2024-2033
211002	WRRF PS No. 2 Pumping Improvements - Phase 1	\$3,662	\$863	\$165	\$0	\$0	\$0	\$0	\$0	\$0	\$0	\$0	\$0	\$165	\$0	\$165
211005	WRRF PS No. 2 Improvements Phase II	\$78,290	\$434	\$1,642	\$4,193	\$2,458	\$42	\$43	\$42	\$2,063	\$3,538	\$1,527	\$5,503	\$8,378	\$12,673	\$21,051
211006	WRRF PS No. 1 Improvements	\$92,069	\$6,478	\$15,844	\$13,549	\$13,549	\$13,549	\$13,586	\$9,185	\$313	\$0	\$0	\$0	\$70,078	\$9,498	\$79,576
211007	WRRF PS #2 Bar Racks Replacements and Grit Collection System Improvements	\$94,250	\$2,233	\$4,815	\$14,424	\$14,424	\$14,424	\$14,464	\$14,424	\$9,722	\$0	\$0	\$0	\$62,552	\$24,146	\$86,698
211008	WRRF Rehabilitation of Ferric Chloride Feed System in PS-1 and Complex B Sludge Lines	\$12,642	\$5,613	\$1,541	\$0	\$0	\$0	\$0	\$0	\$0	\$0	\$0	\$0	\$1,541	\$0	\$1,541
211009	WRRF Rehabilitation of the Circular Primary Clarifier Scum Removal System	\$22,729	\$392	\$0	\$0	\$0	\$1,075	\$438	\$7,712	\$7,712	\$5,198	\$0	\$0	\$1,513	\$20,622	\$22,135
211010	Rehabilitation of Sludge Processing Complexes A and B	\$22,104	\$0	\$0	\$0	\$1,685	\$768	\$3,930	\$5,209	\$5,209	\$5,209	\$0	\$0	\$6,383	\$15,627	\$22,010
211011	WRRF PS1 Screening and Grit Improvements	\$97,882	\$311	\$1,638	\$1,633	\$601	\$50	\$1,510	\$1,506	\$1,506	\$4,881	\$21,119	\$21,062	\$5,432	\$50,074	\$55,505
212008	WRRF Aeration Improvements 1 and 2	\$77,582	\$2,379	\$10,877	\$10,847	\$10,847	\$10,847	\$10,877	\$10,847	\$9,094	\$0	\$0	\$0	\$54,294	\$19,941	\$74,235
212009	WRRF Aeration Improvements 3 and 4	\$69,528	\$0	\$0	\$0	\$0	\$0	\$0	\$0	\$0	\$0	\$751	\$4,570	\$0	\$5,322	\$5,322
212010	WRRF Conversion of Disinfection of all Flow to Sodium Hypochlorite and Sodium Bisulfite	\$6,232	\$0	\$0	\$0	\$0	\$0	\$0	\$441	\$441	\$179	\$744	\$982	\$0	\$2,788	\$2,788
213006	WRRF Improvements to Sludge Feed Pumps at Dewatering Facilities	\$7,657	\$192	\$1,050	\$413	\$1,604	\$2,182	\$1,919	\$0	\$0	\$0	\$0	\$0	\$7,168	\$0	\$7,168
213007	WRRF Modification to Incinerator Sludge Feed Systems at Complex -II	\$24,902	\$2,404	\$709	\$0	\$0	\$0	\$0	\$0	\$0	\$0	\$0	\$0	\$709	\$0	\$709
213008	WRRF Rehabilitation of the Ash Handling Systems	\$7,184	\$0	\$0	\$0	\$549	\$549	\$85	\$1,595	\$1,595	\$1,595	\$1,066	\$0	\$1,182	\$5,851	\$7,033

CIP PROJECTS BY CATEGORY

3.9. TEN-YEAR WASTEWATER OUTLOOK

CIP PROJECTS BY CATEGORY

3.9. TEN-YEAR WASTEWATER OUTLOOK

CIPNumber	Title	Lifetime Planned Spend	FY 2023	FY 2024	FY 2025	FY 2026	FY 2027	FY 2028	FY 2029	FY 2030	FY 2031	FY 2032	FY 2033	Total FY 2024-2028	Total FY 2029-2033	Total FY 2024-2033
213009	WRRF Biosolids Processing Improvements	\$199,423	\$0	\$0	\$0	\$642	\$1,436	\$1,439	\$1,436	\$1,436	\$7,741	\$17,246	\$17,654	\$3,517	\$45,512	\$49,029
216004	Rehabilitation of Various Sampling Sites and PS#2 Ferric Chloride System at WRRF	\$8,330	\$1,796	\$196	\$0	\$0	\$0	\$0	\$0	\$0	\$0	\$0	\$0	\$196	\$0	\$196
216006	Assessment and Rehabilitation of WRRF yard piping and underground utilities	\$26,305	\$6,134	\$8,216	\$8,193	\$0	\$0	\$0	\$0	\$0	\$0	\$0	\$0	\$16,409	\$0	\$16,409
216008	Rehabilitation of Screened Final Effluent (SFE) Pump Station	\$63,975	\$3,913	\$2,694	\$19,382	\$19,382	\$16,939	\$0	\$0	\$0	\$0	\$0	\$0	\$58,397	\$0	\$58,397
216011	WRRF Structural Improvements	\$15,156	\$2,254	\$3,259	\$3,250	\$3,250	\$3,117	\$0	\$0	\$0	\$0	\$0	\$0	\$12,877	\$0	\$12,877
222001	Oakwood District Intercommunity Relief Sewer Modification at Oakwood District	\$81,428	\$582	\$0	\$0	\$0	\$0	\$0	\$0	\$0	\$22,537	\$22,599	\$22,537	\$0	\$67,673	\$67,673
222002	Detroit River Interceptor (DRI) Evaluation and Rehabilitation	\$113,560	\$12,892	\$17,254	\$10,038	\$8,983	\$167	\$2,228	\$4,300	\$4,300	\$4,300	\$4,311	\$2,509	\$38,670	\$19,719	\$58,389
222008	North Interceptor East Arm (NIEA) 7 Mile Road Diversion Structure	\$5,000	\$2,479	\$2,521	\$0	\$0	\$0	\$0	\$0	\$0	\$0	\$0	\$0	\$2,521	\$0	\$2,521
232001	Fairview Pumping Station - Replace Four Sanitary Pumps	\$46,124	\$4,858	\$2,480	\$0	\$0	\$0	\$0	\$0	\$0	\$0	\$0	\$0	\$2,480	\$0	\$2,480
232002	Freud & Conner Creek Pump Station Improvements	\$558,498	\$3,595	\$21,816	\$26,207	\$29,444	\$29,444	\$17,434	\$35,707	\$62,139	\$62,139	\$62,309	\$62,139	\$124,345	\$284,432	\$408,777
232004	Condition Assessment at Blue Hill Pump Station	\$258	\$258	\$0	\$0	\$0	\$0	\$0	\$0	\$0	\$0	\$0	\$0	\$0	\$0	\$0
233003	Rouge River In-system Storage Devices	\$46,436	\$0	\$0	\$0	\$0	\$0	\$0	\$0	\$0	\$0	\$0	\$1,761	\$0	\$1,761	\$1,761
260200	Sewer and Interceptor Rehabilitation Program	\$19,117	\$0	\$17	\$17	\$17	\$1,972	\$4,910	\$4,286	\$2,942	\$2,942	\$1,997	\$17	\$6,933	\$12,184	\$19,117
260201	CON-149, Emergency Sewer Repair	\$40,969	\$3,807	\$1,107	\$984	\$146	\$0	\$0	\$0	\$0	\$0	\$0	\$0	\$2,237	\$0	\$2,237
260204	Conveyance System Engineering Services-1802575	\$55,551	\$12,246	\$16,923	\$16,876	\$7,583	\$0	\$0	\$0	\$0	\$0	\$0	\$0	\$41,382	\$0	\$41,382
260205	NWI Rehabilitation	\$7,734	\$3,156	\$4,232	\$12	\$0	\$0	\$0	\$0	\$0	\$0	\$0	\$0	\$4,244	\$0	\$4,244
260206	Conveyance System Repairs (Sewers)	\$34,516	\$1,971	\$8,167	\$7,479	\$3,019	\$4,746	\$4,669	\$4,069	\$0	\$0	\$0	\$0	\$28,079	\$4,069	\$32,149
260207	Rehabilitation of Woodward Sewer Systems	\$21,021	\$10,723	\$6,722	\$0	\$0	\$0	\$0	\$0	\$0	\$0	\$0	\$0	\$6,722	\$0	\$6,722
260209	Sewer Rehabilitation and Repair	\$25,025	\$5,037	\$7,480	\$6,270	\$6,235	\$0	\$0	\$0	\$0	\$0	\$0	\$0	\$19,985	\$0	\$19,985
260210	Rehabilitation of GLWA Sewers; Ashland Relief, Linwood, Lonyo, Second Avenue, and Shiawassee	\$37,235	\$1,007	\$1,522	\$1,517	\$1,517	\$1,517	\$39	\$3,758	\$15,059	\$11,299	\$0	\$0	\$6,112	\$30,115	\$36,228
260500	CSO Outfall Rehabilitation	\$15,136	\$0	\$0	\$0	\$1,513	\$1,513	\$1,517	\$1,513	\$1,513	\$1,513	\$1,517	\$1,513	\$4,542	\$7,568	\$12,111
260508	B-39 Outfall Rehabilitation	\$10,206	\$4,956	\$4,377	\$0	\$0	\$0	\$0	\$0	\$0	\$0	\$0	\$0	\$4,377	\$0	\$4,377
260510	Conveyance System Repairs (Outfalls)	\$35,662	\$1,193	\$4,827	\$9,269	\$11,793	\$6,715	\$961	\$0	\$0	\$0	\$0	\$0	\$33,566	\$0	\$33,566
260600	CSO Facilities Improvement Program	\$1,030,191	\$734	\$2,120	\$1,611	\$1,611	\$1,611	\$1,615	\$1,111	\$1,111	\$1,111	\$1,112	\$1,111	\$8,568	\$5,558	\$14,126
260603	Conner Creek CSO RTB Automation Improvements	\$7,747	\$6	\$0	\$0	\$0	\$0	\$0	\$0	\$0	\$0	\$0	\$0	\$0	\$0	\$0
260614	Structural Inspection & Structural Improvements	\$13,987	\$3,237	\$2,347	\$1,201	\$0	\$0	\$0	\$0	\$0	\$0	\$0	\$0	\$3,548	\$0	\$3,548
260618	Oakwood HVAC Project	\$5,766	\$915	\$0	\$0	\$0	\$0	\$0	\$0	\$0	\$0	\$0	\$0	\$0	\$0	\$0
260619	Control System Upgrade - St Aubin, Lieb & Mile	\$7,573	\$2,558	\$3,868	\$1,084	\$0	\$0	\$0	\$0	\$0	\$0	\$0	\$0	\$4,952	\$0	\$4,952
260620	Baby Creek Roof Replacement	\$985	\$374	\$0	\$0	\$0	\$0	\$0	\$0	\$0	\$0	\$0	\$0	\$0	\$0	\$0
260622	CSO Emergency Generator Improvements	\$1,250	\$1,155	\$0	\$0	\$0	\$0	\$0	\$0	\$0	\$0	\$0	\$0	\$0	\$0	\$0

CIPNumber	Title	Lifetime Planned Spend	FY 2023	FY 2024	FY 2025	FY 2026	FY 2027	FY 2028	FY 2029	FY 2030	FY 2031	FY 2032	FY 2033	Total FY 2024-2028	Total FY 2029-2033	Total FY 2024-2033
260623	CSO Baby Creek Screen Rehabilitation	\$2,393	\$1,322	\$1,049	\$0	\$0	\$0	\$0	\$0	\$0	\$0	\$0	\$0	\$1,049	\$0	\$1,049
260700	Sewer System Infrastructure Improvements and Pumping Stations	\$1,025	\$33	\$49	\$49	\$49	\$49	\$49	\$124	\$159	\$179	\$159	\$124	\$247	\$745	\$992
260701	Conveyance System Infrastructure Improvements	\$57,929	\$14,893	\$19,310	\$15,957	\$5,527	\$0	\$0	\$0	\$0	\$0	\$0	\$0	\$40,794	\$0	\$40,794
260702	Pump Station Assets Updates	\$10,065	\$0	\$0	\$0	\$0	\$1,006	\$1,008	\$1,006	\$1,006	\$1,006	\$1,008	\$1,006	\$2,014	\$5,031	\$7,045
260800	WRRF Roof Replacement for Multiple Facilities Program	\$14,833	\$0	\$0	\$0	\$0	\$519	\$2,222	\$2,216	\$19	\$519	\$2,222	\$2,216	\$2,741	\$7,192	\$9,933
260802	2022 WRRF Roof Improvements Project	\$4,845	\$153	\$2,349	\$2,298	\$0	\$0	\$0	\$0	\$0	\$0	\$0	\$0	\$4,647	\$0	\$4,647
260900	WRRF Facility Optimization Program	\$85,771	\$35	\$53	\$53	\$53	\$53	\$2,188	\$4,335	\$4,335	\$4,335	\$4,347	\$4,335	\$2,398	\$21,686	\$24,085
260901	Rehabilitation of HAZMAT Facility at WRRF	\$2,359	\$25	\$1,409	\$697	\$0	\$0	\$0	\$0	\$0	\$0	\$0	\$0	\$2,106	\$0	\$2,106
260902	WRRF 4th Floor Renovation	\$3,299	\$2,190	\$1,044	\$0	\$0	\$0	\$0	\$0	\$0	\$0	\$0	\$0	\$1,044	\$0	\$1,044
260903	WRRF Front Entrance Rehabilitation	\$4,000	\$394	\$2,475	\$994	\$0	\$0	\$0	\$0	\$0	\$0	\$0	\$0	\$3,470	\$0	\$3,470
260904	WRRF 3rd Floor Renovation	\$3,421	\$167	\$14	\$415	\$2,140	\$682	\$0	\$0	\$0	\$0	\$0	\$0	\$3,251	\$0	\$3,251
260905	WRRF Plumbing Shop Renovation - 260905	\$2,189	\$18	\$1,144	\$1,026	\$0	\$0	\$0	\$0	\$0	\$0	\$0	\$0	\$2,170	\$0	\$2,170
261000	WRRF Rehabilitation of the Secondary Clarifiers	\$39,337	\$0	\$0	\$0	\$0	\$0	\$0	\$37	\$37	\$37	\$38	\$7,833	\$0	\$7,983	\$7,983
261001	WRRF Rehabilitation of the Secondary Clarifiers Phase 1	\$18,344	\$0	\$161	\$242	\$242	\$2,474	\$2,948	\$2,940	\$2,940	\$2,940	\$2,948	\$507	\$6,068	\$12,275	\$18,344
270001	Pilot CSO Netting Facility	\$35,034	\$0	\$0	\$0	\$0	\$0	\$0	\$0	\$0	\$0	\$0	\$0	\$0	\$0	\$0
270002	Meldrum Sewer Diversion and VR-15 Improvements	\$5,854	\$0	\$0	\$0	\$0	\$936	\$1,641	\$1,636	\$1,636	\$4	\$0	\$0	\$2,577	\$3,277	\$5,854
270003	Long Term CSO Control Plan	\$10,401	\$2,383	\$2,269	\$931	\$0	\$0	\$0	\$0	\$0	\$0	\$0	\$0	\$3,200	\$0	\$3,200
270004	Oakwood and Leib CSO Facilities Improvement Project	\$16,572	\$1,511	\$2,285	\$1,378	\$2,699	\$3,094	\$3,102	\$2,433	\$0	\$0	\$0	\$0	\$12,558	\$2,433	\$14,991
270006	CSO Facilities Improvements II	\$17,083	\$674	\$1,478	\$1,056	\$177	\$5,313	\$8,325	\$0	\$0	\$0	\$0	\$0	\$16,349	\$0	\$16,349
270007	Disinfection System Improvements at Baby Creek, Belle Isle, Conner Creek, and Puritan Fenkell CSO Facilities	\$8,291	\$0	\$0	\$201	\$1,081	\$1,081	\$1,084	\$530	\$1,171	\$1,719	\$1,422	\$0	\$3,449	\$4,842	\$8,291
270008	Flushing System Improvements at Conner Creek and St. Aubin CSO Facilities	\$7,070	\$0	\$0	\$59	\$324	\$324	\$163	\$1,199	\$1,767	\$1,767	\$1,467	\$0	\$870	\$6,200	\$7,070
270009	Site Improvements at St. Aubin, Belle Isle, and Baby Creek CSO Facilities	\$1,390	\$0	\$0	\$0	\$0	\$15	\$78	\$76	\$88	\$455	\$456	\$221	\$94	\$1,296	\$1,390
270010	HVAC Improvements at Puritan Fenkell and Seven Mile CSO Facilities	\$1,522	\$0	\$16	\$86	\$85	\$91	\$500	\$498	\$247	\$0	\$0	\$0	\$777	\$746	\$1,522
270011	HVAC Improvements at Conner Creek and Belle Isle CSO Facilities	\$418	\$0	\$0	\$0	\$0	\$0	\$0	\$0	\$0	\$17	\$61	\$131	\$0	\$209	\$209
270012	Control System Upgrades at Conner Creek, Oakwood, and Puritan Fenkell CSO Facilities	\$5,975	\$0	\$0	\$0	\$0	\$65	\$337	\$329	\$372	\$1,958	\$1,963	\$950	\$402	\$5,573	\$5,975
270013	Facility Improvements at Puritan Fenkell and Seven Mile CSO Facilities	\$902	\$0	\$0	\$0	\$0	\$0	\$18	\$91	\$57	\$296	\$296	\$143	\$18	\$884	\$902

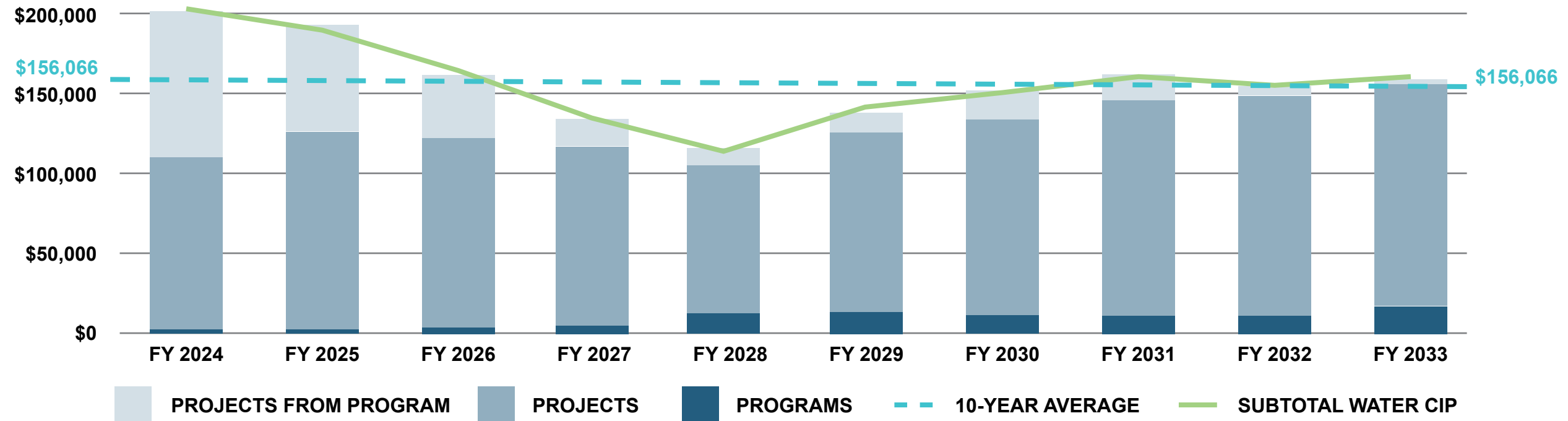
CIPNumber	Title	Lifetime Planned Spend	FY 2023	FY 2024	FY 2025	FY 2026	FY 2027	FY 2028	FY 2029	FY 2030	FY 2031	FY 2032	FY 2033	Total FY 2024-2028	Total FY 2029-2033	Total FY 2024-2033
270014	Conversion to Complete Capture Basin at Puritan Fenkell and Seven Mile CSO Facilities	\$4,482	\$0	\$0	\$0	\$0	\$0	\$39	\$205	\$205	\$101	\$772	\$1,120	\$39	\$2,405	\$2,444
273001	Hubbell Southfield CSO Facility Improvements	\$52,838	\$6	\$228	\$2,971	\$2,521	\$3,082	\$10,711	\$10,768	\$10,768	\$10,768	\$590	\$0	\$19,513	\$32,895	\$52,407
273002	CSO Hubbell Southfield VR-8 Gate Improvements	\$1,786	\$0	\$0	\$0	\$20	\$101	\$98	\$113	\$585	\$586	\$284	\$120	\$120	\$1,665	\$1,786
276002	Replacement of Make-up Air Unit No. 2 at Conner Creek CSO Facility	\$357	\$349	\$0	\$0	\$0	\$0	\$0	\$0	\$0	\$0	\$0	\$0	\$0	\$0	\$0
277001	Baby Creek Outfall Improvements Project	\$15,835	\$2,126	\$3,303	\$3,294	\$3,294	\$2,265	\$0	\$0	\$0	\$0	\$0	\$0	\$12,157	\$0	\$12,157
277002	Baby Creek CSO Facility Influent Flushing System	\$745	\$0	\$0	\$0	\$0	\$0	\$0	\$0	\$0	\$0	\$0	\$15	\$0	\$15	\$15

10-YEAR WASTEWATER CIP OUTLOOK

Financial figures are in thousands of dollars (\$1,000s)

Program Category	FY 2023	FY 2024	FY 2025	FY 2026	FY 2027	FY 2028	FY 2029	FY 2030	FY 2031	FY 2032	FY 2033
Program	\$802	\$2,240	\$1,730	\$3,243	\$5,716	\$12,502	\$13,623	\$10,117	\$10,637	\$11,391	\$17,150
Projects	\$67,108	\$106,294	\$122,107	\$117,599	\$110,875	\$94,053	\$110,268	\$121,954	\$134,987	\$139,287	\$141,581
Projects From Programs	\$71,503	\$90,527	\$66,322	\$38,202	\$17,140	\$9,625	\$11,772	\$19,005	\$15,244	\$3,956	\$1,513
Total	\$139,412	\$199,061	\$190,159	\$159,044	\$133,732	\$116,180	\$135,663	\$151,075	\$160,868	\$154,635	\$160,244

10-YEAR WASTEWATER CIP OUTLOOK



3.10. WASTEWATER PROGRAMS AND PROJECTS FROM PROGRAMS

In this section, a list of programs is presented along with all projects that are supported, developed, and executed utilizing funded budgets from these programs. While GLWA does not score programs, projects from programs are being scored to assist in the prioritization process.

WASTEWATER PROGRAMS AND PROJECTS FROM PROGRAMS

Financial figures are in thousands of dollars (\$1,000s)

CIPNumber	Title	Lifetime Actual Thru FY 2022	FY 2023	FY 2024	FY 2025	FY 2026	FY 2027	FY 2028	2024-2028 CIP Total	FY 2029 & Beyond	Project Total
260200	Sewer and Interceptor Rehabilitation Program	\$0	\$0	\$17	\$17	\$17	\$1,972	\$4,910	\$6,933	\$12,184	\$19,117
260201	CON-149, Emergency Sewer Repair	\$34,925	\$3,807	\$1,107	\$984	\$146	\$0	\$0	\$2,237	\$0	\$40,969
260204	Conveyance System Engineering Services-1802575	\$1,923	\$12,246	\$16,923	\$16,876	\$7,583	\$0	\$0	\$41,382	\$0	\$55,551
260205	NWI Rehabilitation	\$335	\$3,156	\$4,232	\$12	\$0	\$0	\$0	\$4,244	\$0	\$7,734
260206	Conveyance System Repairs (Sewers)	\$396	\$1,971	\$8,167	\$7,479	\$3,019	\$4,746	\$4,669	\$28,079	\$4,069	\$34,516
260207	Rehabilitation of Woodward Sewer Systems	\$3,577	\$10,723	\$6,722	\$0	\$0	\$0	\$0	\$6,722	\$0	\$21,021
260209	Sewer Rehabilitation and Repair	\$4	\$5,037	\$7,480	\$6,270	\$6,235	\$0	\$0	\$19,985	\$0	\$25,025
260210	Rehabilitation of GLWA Sewers; Ashland Relief, Linwood, Lonyo, Second Avenue, and Shiawassee	\$0	\$1,007	\$1,522	\$1,517	\$1,517	\$1,517	\$39	\$6,112	\$30,115	\$37,235
Program Total		\$41,160	\$37,946	\$46,169	\$33,156	\$18,517	\$8,235	\$9,617	\$115,694	\$46,368	\$241,168
260500	CSO Outfall Rehabilitation	\$0	\$0	\$0	\$0	\$1,513	\$1,513	\$1,517	\$4,542	\$10,594	\$15,136
260504	Phase 2 Outfalls- 19000796	\$4,924	\$0	\$0	\$0	\$0	\$0	\$0	\$0	\$0	\$4,924
260508	B-39 Outfall Rehabilitation	\$873	\$4,956	\$4,377	\$0	\$0	\$0	\$0	\$4,377	\$0	\$10,206
260510	Conveyance System Repairs (Outfalls)	\$903	\$1,193	\$4,827	\$9,269	\$11,793	\$6,715	\$961	\$33,566	\$0	\$35,662
Program Total		\$6,700	\$6,149	\$9,204	\$9,269	\$13,306	\$8,228	\$2,478	\$42,485	\$10,594	\$65,927
260600	CSO Facilities Improvement Program	\$0	\$734	\$2,120	\$1,611	\$1,611	\$1,611	\$1,615	\$8,568	\$1,020,889	\$1,030,191
260603	Conner Creek CSO RTB Automation Improvements	\$7,741	\$6	\$0	\$0	\$0	\$0	\$0	\$0	\$0	\$7,747
260613	Baby Creek HVAC Improvements	\$545	\$0	\$0	\$0	\$0	\$0	\$0	\$0	\$0	\$545
260614	Structural Inspection & Structural Improvements	\$7,202	\$3,237	\$2,347	\$1,201	\$0	\$0	\$0	\$3,548	\$0	\$13,987
260615	Puritan Fenkell & Leib Site Improvements	\$582	\$0	\$0	\$0	\$0	\$0	\$0	\$0	\$0	\$582
260618	Oakwood HVAC Project	\$4,850	\$915	\$0	\$0	\$0	\$0	\$0	\$0	\$0	\$5,766
260619	Control System Upgrade - St Aubin, Lieb & Mile	\$63	\$2,558	\$3,868	\$1,084	\$0	\$0	\$0	\$4,952	\$0	\$7,573
260620	Baby Creek Roof Replacement	\$611	\$374	\$0	\$0	\$0	\$0	\$0	\$0	\$0	\$985
260621	Conner Creek Dike Improvements	\$2,219	\$26	\$0	\$0	\$0	\$0	\$0	\$0	\$0	\$2,245
260622	CSO Emergency Generator Improvements	\$95	\$1,155	\$0	\$0	\$0	\$0	\$0	\$0	\$0	\$1,250
260623	CSO Baby Creek Screen Rehabilitation	\$23	\$1,322	\$1,049	\$0	\$0	\$0	\$0	\$1,049	\$0	\$2,393
Program Total		\$23,932	\$10,326	\$9,384	\$3,895	\$1,611	\$1,611	\$1,615	\$18,117	\$1,020,889	\$1,073,264

CIP PROJECTS BY CATEGORY

3.10. WASTEWATER PROGRAMS AND PROJECTS FROM PROGRAMS

CIP PROJECTS BY CATEGORY

3.10. WASTEWATER PROGRAMS AND PROJECTS FROM PROGRAMS

CIP Number	Title	Lifetime Actual Thru FY 2022	FY 2023	FY 2024	FY 2025	FY 2026	FY 2027	FY 2028	2024-2028 CIP Total	FY 2029 & Beyond	Project Total
260700	Sewer System Infrastructure Improvements and Pumping Stations	\$0	\$33	\$49	\$49	\$49	\$49	\$49	\$247	\$745	\$1,025
260701	Conveyance System Infrastructure Improvements	\$2,241	\$14,893	\$19,310	\$15,957	\$5,527	\$0	\$0	\$40,794	\$0	\$57,929
260702	Pump Station Assets Updates	\$0	\$0	\$0	\$0	\$0	\$1,006	\$1,008	\$2,014	\$8,051	\$10,065
Program Total		\$2,241	\$14,926	\$19,359	\$16,007	\$5,576	\$1,055	\$1,058	\$43,055	\$8,796	\$69,019
260800	WRRF Roof Replacement for Multiple Facilities Program	\$0	\$0	\$0	\$0	\$0	\$519	\$2,222	\$2,741	\$12,092	\$14,833
260802	2022 WRRF Roof Improvements Project	\$45	\$153	\$2,349	\$2,298	\$0	\$0	\$0	\$4,647	\$0	\$4,845
Program Total		\$45	\$153	\$2,349	\$2,298	\$0	\$519	\$2,222	\$7,388	\$12,092	\$19,679
260900	WRRF Facility Optimization Program	\$0	\$35	\$53	\$53	\$53	\$53	\$2,188	\$2,398	\$83,338	\$85,771
260901	Rehabilitation of HAZMAT Facility at WRRF	\$227	\$25	\$1,409	\$697	\$0	\$0	\$0	\$2,106	\$0	\$2,359
260902	WRRF 4th Floor Renovation	\$65	\$2,190	\$1,044	\$0	\$0	\$0	\$0	\$1,044	\$0	\$3,299
260903	WRRF Front Entrance Rehabilitation	\$137	\$394	\$2,475	\$994	\$0	\$0	\$0	\$3,470	\$0	\$4,000
260904	WRRF 3rd Floor Renovation	\$3	\$167	\$14	\$415	\$2,140	\$682	\$0	\$3,251	\$0	\$3,421
260905	WRRF Plumbing Shop Renovation - 260905	\$0	\$18	\$1,144	\$1,026	\$0	\$0	\$0	\$2,170	\$0	\$2,189
Program Total		\$432	\$2,829	\$6,139	\$3,184	\$2,193	\$735	\$2,188	\$14,439	\$83,338	\$101,038
261000	WRRF Rehabilitation of the Secondary Clarifiers	\$0	\$0	\$0	\$0	\$0	\$0	\$0	\$0	\$39,337	\$39,337
261001	WRRF Rehabilitation of the Secondary Clarifiers Phase 1	\$0	\$0	\$161	\$242	\$242	\$2,474	\$2,948	\$6,068	\$12,275	\$18,344
Program Total		\$0	\$0	\$161	\$242	\$242	\$2,474	\$2,948	\$6,068	\$51,612	\$57,682



04

FINANCE

FINANCE

4.1 INTRODUCTION

The intersection of the CIP and GLWA's overall financial plan balances several objectives to support the Authority's mission. Those objectives include the following:

- Provide transparency in the development of the financial plan
- Support collaboration internally and externally
- Ensure sustainability
- Reduce the inherited high debt burden
- Maintain charges stability by smoothing of annual adjustments to service charges
- Improve the Authority's financial position

4.2. FUNDING SOURCES AND USES

Accounting for CIP Activity: To ensure proper accountability of funding sources and uses, the Authority utilizes two funds for its capital program activity for each system: the Construction Fund and the Improvement & Extension (I&E) Fund.

Construction Fund: This fund is used to account for constructed assets that will be capitalized and depreciated over time. This fund may also include non-depreciable assets such as land acquired for capital projects. Revenues, or incoming resources for this fund, include bond proceeds and related interest earnings as well as transfers in from the Improvement & Extension Fund for "pay as go" financing. A blended use of bond funds and I&E funds is designed to lower the cost of capital improvements. This fund is used to account for constructed assets that will be capitalized and depreciated over time. This fund may also include non-depreciable assets such as land acquired

for capital projects. Revenues, or incoming resources for this fund, include bond proceeds and related interest earnings as well as transfers in from the Improvement & Extension Fund for "pay as go" financing. A blended use of bond funds and I&E funds is designed to lower the cost of capital improvements.

Improvement & Extension (I&E) Fund: The I&E Fund is defined by the Authority's Master Bond Ordinance (MBO) for each system as the "fund used for improvements, enlargements, extensions or betterment" of the System. Cash receipts of the Authority are transferred into the I&E Fund pursuant to a flow of funds after commitments are met for a monthly allocation of operations and maintenance expense, debt service, pension, Water Residential Assistance Program, (WRAP), budget stabilization fund, and extraordinary repair and replacement fund as administered by a trustee. It should be noted that capital outlay items are also funded with I&E Funds. Capital outlay are items that are generally purchased (rather than constructed) and with an estimated useful life of less than 20 years.

The basis of accounting for the CIP spending is the accrual basis. Under this basis of accounting, revenues are recognized when earned and measurable regardless of when collected; and expenses are recorded (accrued) when incurred. Accrued expenses are expected to be paid in a subsequent accounting period. For purposes of this CIP, the terms expenses, spend, and expenditures are used interchangeably.

Quarterly, the Financial Services Area publishes a "Construction Work in Progress Report" that discloses CIP activity by project.

The Authority draws upon five sources of funding for its CIP:

Bond Proceeds: The Authority uses an incremental method of funding long-lived capital projects through a bond financing program. The Authority issues revenue bonds pursuant to Michigan Public Act 94 of 1933 (the Revenue Bond Act) and is further defined by the GLWA Master Bond Ordinance. The Act provides a pledge of "net revenues" for the payment of the bond principal and interest. "Net revenues" is calculated as the revenues of the system less transfers to the Operations and Maintenance Fund.

Revenue Financed Capital: A portion of the revenue requirement from charges is set aside for subsequent years' CIP spending.

Federal and State Loan Programs: The Authority's sources of funding include lower cost financing programs such as the Clean Water State Revolving Fund (CWSRF) Loan Program and the Drinking Water State Revolving Fund (DWSRF) Loan Program.

Grants: The Authority pursues grant opportunities through federal, state, university and other sources.

Contribution in Aid of Construction: Periodically, the Authority has the opportunity to partner with other public and private entities for the design and construction or improvement of an asset. Depending on the nature of the shared

financing strategy, the Authority may offset the cost of System expansion or improvements with direct or indirect capital from that partner.

Budgeting for CIP Activity: There are three companion budgets presented to the Board. The first is the annual operating budget, known as the "revenue requirement" basis for establishing customer charges. Included in that calculation are operations and maintenance expense, debt service, Master Bond Ordinance (MBO) reserve requirements, system lease requirements, revenue financed capital targets, water residential assistance program commitments, and legacy pension obligations. The second is the Construction Fund budget which provides inflows (bond proceeds and investment income) and outflows (CIP spend). The third is the I&E Fund budget which provides inflows (transfers in from revenue collected) and outflows (CIP spend and capital outlay). The I&E Fund is managed to maintain a minimum cash balance to ensure stable funding between bond transactions and provide for cash flow stability. targets, water residential assistance program commitments, and legacy obligations. The second is the Construction Fund budget which provides inflows (bond proceeds and investment income) and outflows (CIP spend). The third is the I&E Fund budget which provides inflows (transfers in from revenue collected) and outflows (CIP spend and capital outlay). The I&E Fund is managed to maintain a minimum cash balance to ensure stable funding between bond transactions and provide for cashflow stability.

4.3. FINANCIAL MANAGEMENT OF THE CIP

GLWA is preparing this CIP at the most

economically challenging time in over 40 years. On November 17, 2022, the GLWA Board of Directors received the Phase I report from the Economic Outlook Task Force (EOTF) formed by GLWA to better understand, adapt to, and prepare for the rapid cost escalation playing out in calendar year 2022 and continuing into 2023. The challenges span construction cost increases, as well as availability of, materials and equipment as a result of national and global supply chain issues. This is exacerbated by significant increases in operations and maintenance (O&M) expenses such as chemicals, utilities, and labor. Many of those cost increases have occurred over the past eighteen months. The greater need for financial resources for mandatory O&M funding means that there are less resources available for CIP execution and any related debt service to fund the CIP.

Close financial management by all team members involved in CIP delivery is critical in addressing the cost escalations within constrained resources – particularly as the increasing costs and supply chain issues cause the scopes and timing of projects to be reconsidered.

Other key financial management topics are outlined below.

CIP is a Roadmap and Not a Budget: It is important to note that while the GLWA Board of Directors approves the CIP, the authority to spend does not occur until additional project review processes are completed prior to the procurement process. Traditionally, depending on the scope and dollar amount of the project, final approval to proceed may include customer engagement, Chief Executive

Officer review, and GLWA Board Operations & Review Committee review and/or GLWA Board action. The rapid cost escalation seen in 2022, however, requires a new level of proactive management of the CIP to ensure that budgetary limits are observed and that monthly cash flow forecasting inputs from the engineering and CIP delivery teams are reliable. To date, GLWA has successfully preserved flexibility in its CIP and has experienced a low level of regulatory mandated CIP projects. Preserving flexibility and staying ahead of regulatory compliance will require expanded effort by all involved in the CIP delivery process.

Cash flow Forecasting: Given that GLWA’s CIP is funded as a program rather than individual projects, accurate forecasting of project cash flows is critical to the managing debt and use of cash reserves. Recently, a new process was launched where the financial services and engineering teams work through monthly short term cash flow forecasts for the largest projects underway. In addition, the financial services and CIP team meet monthly to review the CIP portal’s cash flow forecasts which span multiple years and are based on data entered by the engineering teams. This collaboration among CIP delivery teams has been essential to timely communication about cost shifts and addressing unprecedented economic challenges that come with delivering a CIP of this magnitude.

Commitment to Ten Year Financial Planning: The Authority publishes updates to its ten-year financial plans at least twice per year. First, as a planning tool when closing out the prior fiscal year and to assist in planning for future years. Second, after the Board adopts the biennial

budget and charges. To the outside observer, the changes are modest and incremental. GLWA is a dynamic organization that strives for affordability, proactive operating practices, asset management, planning, engineering, and an overall holistic approach to managing the systems. This means that the CIP does not exist in a vacuum, but also aligns with other organizational priorities.

The 4% Promise: Affordability was a primary concern when establishing the regional water authority. The mechanism to address those concerns was the “4% Promise” as established in the foundational documents for GLWA. The 4% Promise requires that the annual revenue requirement does not increase by more than 4% in any one year for the first ten years of the Authority’s existence. The revenue requirement includes operations and maintenance (O&M) expense, debt service, system lease payments, legacy pension, funding for WRAP, funding for the capital program via the Improvement & Extension Fund contributions, and any other expenditure or funding as required by the MBOs. The logic was that if the revenue requirement budget was held at a 4% annual increase ceiling, the system charge adjustment would inherently be less than 4% due to other offsetting revenue such as investment income. With a strong commitment to affordability, GLWA has stayed well under that promise with an average annual revenue requirement adjustment to water of 1.6% and sewer of 1.1% over the course of the first full seven years of operations from FY 2017 through FY 2023.

Vendor Community Engagement: The CIP is managed by GLWA and executed through a large number of engineering firms,

construction contractors, suppliers, and many other business stakeholders. Their problem solving capability is invaluable as we work through these economic challenges. GLWA is committed to transparency of the shifts in priorities with our vendor partners and provides one-on-one meetings, outreach, and engagement with the vendor community via the CIP Workgroup as well as other public and group meetings.

Bond Ratings & Debt Service Coverage: Given that there is a direct link between CIP decisions and GLWA’s new debt issuances, a discussion related to the CIP also encompasses a discussion related to bond ratings. As it relates to bond ratings, there is one key measure that identifies overall financial health of the organization that is often referenced. That measure is debt service coverage (DSC). A higher DSC reflects a better outcome in balancing revenues, expenses, debt, and ultimately increases in cash reserves. The feasibility business case forecast for forming the regional authority was DSC of 1.5 for water and 1.6 for sewer to be achieved by FY 2020. Given the recent rapid economic challenges, and continued focus on affordability, a recently updated draft financial plan forecasts that those levels may be achieved in five years.

CAPITAL PROGRAM SPEND RATE ASSUMPTION POLICY

Recognizing the difference in scope between the CIP, which has a broader strategic view of system needs versus the tactical financial plan which models use of cash reserves and future borrowing, GLWA utilizes “capital spend rate assumption policy” to forecast actual CIP execution as compared to the CIP. This policy,

presented below, was adopted by the GLWA Board of Directors on November 28, 2018 and was first implemented three years ago with the FY 2020 – 2024 CIP.

Purpose: The Spend Rate Assumption (SRA) policy provides an analytical approach to bridge the total dollar amount of projects in the Capital Improvement Plan (CIP) with what can realistically be spent due to limitations beyond GLWA’s control and/or delayed for non-budgetary reasons. Those limitations, whether financial or nonfinancial, necessitate the SRA for budgetary purposes, despite the prioritization established in the CIP. The outcome is a reasoned balance between a desired level of capital investment with financial strategies to manage debt levels and control adjustments to customer charges.

Policy: Annually, a projected spend rate assumption for the financial plan related to the proposed capital improvement plan will be established based upon pertinent factors and data available at that time. Such pertinent factors and data will include the mix of projects and phases in the proposed CIP, interdependency risk, criticality, and other measures provided by the GLWA team members that develop and manage the CIP projects. That spend rate assumption will be presented to the Audit Committee no later than December 31st each year after the GLWA Board, Capital Improvement Planning Committee, and Member Partners have had the opportunity to review the draft capital improvement plan.

Until FY 2022, the actual spend on CIP was

materially less than what was presented in the CIP. As shown in the Plan vs. Actual CIP Spend Table, in earlier years, the actual CIP spend was less than 50%. More recent years are closer to 80% or more. The years with a material underspend occurred for a number of reasons including project interdependencies, team member resource constraints, and evaluating project design alternatives. Applying the CSR bridges the gap in the dollar amounts from the CIP to the financial plan to prevent over-borrowing. In recent years, the CSR has ranged from 75 to 80 percent meaning that a related fraction of the total CIP is in the financial plan at an amount intended to predict actual spend. As we enter the era of this new CIP with escalating costs, we are also entering an era where the pace of CIP execution is increasing. For that reason, beginning with FY 2023, the current budget was amended to provide for a CSR of 100%. A similar percentage is contemplated in the ten-year financial plan for future years.

PLAN VS ACTUAL CIP SPEND

Financial figures are in thousands of dollars (\$1,000’s)

Fiscal Year	Water		Wastewater		Total GLWA		Achievement Percentage		
	Plan (a)	Actual (b)	Plan (a)	Actual (b)	Plan (a)	Actual (b)	Water	Waste-water	Total
2017	\$129,582	\$39,663	\$128,973	\$57,328	\$258,555	\$96,991	31%	44%	38%
2018	\$137,655	\$36,599	\$160,746	\$71,000	\$298,401	\$107,599	27%	44%	36%
2019	\$66,038	\$61,532	\$105,183	\$82,134	\$171,221	\$143,665	93%	78%	84%
2020	\$143,247	\$76,312	\$161,480	\$73,827	\$304,727	\$150,138	53%	46%	49%
2021	\$147,564	\$129,836	\$110,638	\$81,509	\$258,202	\$211,344	88%	74%	82%
2022	\$179,210	\$158,706	\$106,050	\$67,449	\$285,260	\$226,155	89%	64%	79%
2023 (c)	\$48,594	\$44,093	\$31,483	\$15,989	\$80,077	\$60,082	91%	51%	75%

(a) Reflects total projected capital expenditures in approved Capital Improvement Plan (CIP).

(b) Construction in progress additions as reflected in the capital asset note of the audited financial statements.

(c) FY 2023 figures reflect prorated activity through 3 months.

FUNCTIONAL SUMMARY

The table below summarizes CIP costs by major function for both the Water System and the Wastewater System. This summary illustrates how the costs of financing the CIP will ultimately impact individual customer charges for the Authority’s Member Partners, consistent with established cost allocation methodologies. The treatment of the debt service and revenue financed capital revenue requirements in the cost allocation methodologies represents the Authority’s actual investment in fixed assets. The cost of capital improvements, therefore, impacts future fixed asset records and future charges. In other words, the CIP actual spend will impact charges in the long run, *planned spend* does not.

Water Functions

1. Treatment represents costs associated with improvements to the Authority’s Water Treatment Plants. In the current water cost allocation methodology, costs related to these facilities are allocable to customers based primarily on their contractual maximum day demands.

The other water functions reflect projects related to transmitting water to customers. In the current water cost allocation methodology, costs related to these facilities are allocable to customers based primarily on their contractual peak hour demands. There are other sub-functions that are utilized in the water charge methodology – including the relative distance and elevation associated with each customer’s location.

2. Transmission projects reflect the Authority’s investment in the large transmission mains that deliver water throughout the region. Several of these projects are designed to improve reliability of service in strategic areas of the System.

- Storage** projects are related to improvements to the reservoirs in the System, which are primarily designed to store water to be delivered in peak use conditions.
- Pumps** refers to projects to improve the System’s 19 Water Booster Stations. These facilities pump water through the transmission system.

Wastewater Functions

- Conveyance/Pumps** summarizes projects in the CIP designed to make improvements to the System’s major interceptors and lift stations. These facilities collect and deliver wastewater to the System’s Water Resource Recovery Facility (WRRF).
- CSO** projects in the CIP reflect improvements to the System’s existing combined sewer overflow treatment and conveyance facilities, including Retention Treatment Basins (RTB) and Screening and Disinfection Facilities (SDF).
- Treatment** projects are those designed to make improvements to facilities at the WRRF.

The Wastewater cost allocation methodology generally follows the functions shown in the table below. In general, costs associated with conveyance facilities are allocable to customers based on their contribution of total wastewater volumes and costs associated with treatment facilities are allocable to customers based on their contribution of sanitary and total volumes. Costs associated with

certain CSO facilities are allocated based upon terms of service agreements with the Authority’s member partners. The agreements assign 83% of costs related to these specifically designated facilities to City of Detroit customers and 17% to other member partners.

Discussions continue regarding Master Plan strategies and alignment with the Authority’s service agreements with Wastewater customers and the associated Wastewater Charge Methodology. The assignment to Wastewater Function in the Function Table below should not be interpreted as a definitive assignment for cost allocation purposes.

FUNCTION

Financial figures are in thousands of dollars (\$1,000’s)

Function	FY 2024	FY 2025	FY 2026	FY 2027	FY 2028	2024-2028 CIP Total	Percent of 5-Year Total
Water	\$239,260	\$200,423	\$176,033	\$165,813	\$205,087	\$986,616	55%
Pumps	\$10,386	\$2,429	\$8,498	\$17,114	\$19,154	\$57,580	6%
Storage	\$11,862	\$10,692	\$10,163	\$12,961	\$18,541	\$64,220	7%
Transmission	\$141,281	\$111,386	\$72,972	\$53,781	\$60,867	\$440,287	45%
Treatment	\$75,731	\$75,916	\$84,400	\$81,957	\$106,525	\$424,529	43%
Wastewater	\$199,061	\$190,158	\$159,044	\$133,732	\$116,181	\$798,176	45%
Conveyance/Pumps	\$114,426	\$94,676	\$74,313	\$45,615	\$31,299	\$360,330	45%
CSO	\$23,340	\$13,871	\$13,305	\$19,410	\$29,233	\$99,158	12%
Treatment	\$61,295	\$81,611	\$71,426	\$68,707	\$55,649	\$338,688	42%
Grand total	\$438,321	\$390,581	\$335,077	\$299,545	\$321,268	\$1,784,792	100%

CIP FUNDING BASED ON ESTIMATED USEFUL LIFE

The long-term financial plan differentiates between appropriate uses of long-term debt versus revenue financed capital in the Improvement & Extension (I&E) Fund as defined in the MBO. As a general rule, assets with a life of less than 20 years are funded with I&E Funds. An example of an exception to the rule is some plant improvements. Otherwise, assets with a life greater than 20 years are funded with a blend of debt and I&E Funds. Building I&E Funds over time allows GLWA to position itself to further reduce reliance on debt. Exceptions to that plan may be to take advantage of lower cost borrowings from the revolving fund loan programs or a revision of the plan to optimize refunding savings.

As shown in Table the Useful Life table, most of the CIP projects are longer- lived assets, defined as greater than a 20-year estimated useful life. Shorter-lived assets scheduled for acquisition or replacement are identified in the five-year capital outlay plan provided in the GLWA Biennial Budget and Five-Year Plan document.

USEFUL LIFE

Financial figures are in thousands of dollars (\$1,000's)

Asset Life Range	FY 2024	FY 2025	FY 2026	FY 2027	FY 2028	2024-2028 CIP Total	Percent of 5-Year Total
Water	\$239,260	\$200,422	\$176,033	\$165,813	\$205,087	\$986,616	55%
Useful Life < 20 Years	\$14,803	\$10,752	\$1,462	\$150	\$133	\$27,301	3%
Useful Life > 20 Years	\$224,457	\$189,670	\$174,571	\$165,663	\$204,954	\$959,315	97%
Wastewater	\$199,061	\$190,159	\$159,044	\$133,732	\$116,180	\$798,176	45%
Useful Life < 20 Years	\$9,641	\$9,228	\$11,848	\$9,751	\$13,783	\$54,251	7%
Useful Life > 20 Years	\$189,420	\$180,931	\$147,196	\$123,981	\$102,397	\$743,925	93%
Total	\$438,321	\$390,581	\$335,077	\$299,545	\$321,267	\$1,784,792	100%

PROJECT STATUS ANALYSIS

As outlined in Section 2.2. Project Status, a status is assigned to each project or program within the CIP. The project status designation provides a high-level understanding of the progress of the project or program. While there are subcategories for project status, in general, active projects are in pre-procurement/procurement phase; project execution projects have an executed design and/or construction contract; and future planned projects are largely planned for execution within the next five years or later. For understanding the level of flexibility in the CIP, the Project Status Table, notes that 42% of the water system CIP costs are in projection execution phase and 25% in project execution for the sewer system CIP costs.

PROJECT STATUS

Financial figures are in thousands of dollars (\$1,000's)

CIP Budget	FY 2024	FY 2025	FY 2026	FY 2027	FY 2028	2024-2028 CIP Total	Percent of 5-Year Total
Water	\$239,260	\$200,423	\$176,034	\$165,812	\$205,087	\$986,617	55%
Active	\$25,650	\$24,209	\$37,300	\$44,728	\$37,111	\$168,998	17%
Project Execution	\$212,921	\$170,147	\$132,342	\$110,265	\$130,742	\$756,417	77%
Future Planned	\$689	\$6,067	\$6,392	\$10,819	\$37,234	\$61,202	6%
Wastewater	\$199,061	\$190,158	\$159,044	\$133,732	\$116,179	\$798,176	45%
Active	\$81,369	\$73,304	\$54,708	\$46,655	\$49,567	\$305,605	38%
Project Execution	\$111,714	\$110,439	\$95,156	\$77,713	\$51,179	\$446,202	56%
Future Planned	\$5,978	\$6,415	\$9,180	\$9,364	\$15,433	\$46,369	6%
Total	\$438,321	\$390,581	\$335,078	\$299,544	\$321,266	\$1,784,793	100%

SPEND CATEGORY ANALYSIS

The amount of internal costs in the CIP is compared to external costs and related level of effort by the vendor community. Given the large percentage of CIP spend, as shown in the Spend Category Table, GLWA is important to the regional economy and has a vested interest in the success of our vendor community partners.

SPEND CATEGORY ANALYSIS

Financial figures are in thousands of dollars (\$1,000's)

Project category	FY 2024	FY 2025	FY 2026	FY 2027	FY 2028	2024-2028 CIP Total	Percent of 5-Year Total
Water	\$239,259	\$200,423	\$176,034	\$165,813	\$205,087	\$986,616	55%
Construction	\$213,539	\$180,714	\$151,612	\$143,555	\$181,325	\$870,745	88%
Design	\$22,485	\$17,030	\$22,193	\$20,315	\$21,380	\$103,403	10%
GLWA Salary	\$3,116	\$2,560	\$2,162	\$1,916	\$2,382	\$12,136	1%
Professional Services	\$119	\$119	\$67	\$27	\$0	\$332	0%
Wastewater	\$199,060	\$190,159	\$159,044	\$133,732	\$116,180	\$798,175	45%
Construction	\$177,869	\$169,894	\$137,801	\$112,163	\$99,035	\$696,762	87%
Design	\$15,509	\$16,104	\$18,229	\$18,881	\$15,234	\$83,957	11%
GLWA Salary	\$3,217	\$3,037	\$2,575	\$2,267	\$1,911	\$13,007	2%
Professional Services	\$2,465	\$1,124	\$439	\$421	\$0	\$4,449	1%
Total	\$438,319	\$390,582	\$335,078	\$299,545	\$321,267	\$1,784,791	100%

05 WATER PROJECTS



80 PROJECTS

- 33 FUTURE PLANNED
- 46 ACTIVE/PROJECT EXECUTION
- 1 CLOSED
- 0 RECLASSIFIED



5 YEAR CIP

\$986.62 MILLION



10 YEAR OUTLOOK

\$1.95 BILLION



A MORE: APPENDIX A

FIND THE FULL BUSINESS CASE EVALUATIONS FOR WATER PROJECTS IN APPENDIX A.



Activity ID	Activity Name	Remaining Duration	Actual/Forecasted Start	Actual/Forecasted Finish	2022	FY2023	FY2024	FY2025	FY2026	FY2027	FY2028	FY2029	FY2030	FY2031
					F	F	F	F	F	F	F	F	F	F
Water Projects														
111001:	Lake Huron Water Treatment Plant, Low-Lift, High Lift and Filter Backwash Pumping System Improvements	3654	16-Mar-20 A	30-Jun-32										
111006:	Lake Huron Water Treatment Plant, Filter Instrumentation and Raw Water Flow Metering Improvements	2134	15-Apr-22 A	02-May-28										
111008:	Lake Huron Water Treatment Plant, Architectural Programming for Laboratory and Admin Building Improvements	922	22-Dec-31	30-Jun-34										
111009:	Lake Huron Water Treatment Plant - High Lift Pumping, Water Production Flow Metering and Yard Piping Improve	920	26-Oct-20 A	04-Jan-25										
111010:	Filtration Improvements	2894	04-Aug-26	06-Jul-34										
111011:	Lake Huron WTP Pilot Plant	397	03-Feb-21 A	31-Jul-23										
111012:	LHWTP-Flocculation Improvements	2023	29-Jan-21 A	12-Jan-28										
112003:	Northeast Water Treatment Plant High-Lift Pumping Station Improvements	5359	31-Oct-22	02-Jul-37										
112006:	Northeast Water Treatment Plant Flocculator Replacements	1723	08-Sep-20 A	18-Mar-27										
112007:	NEWTP-Header Galleries and Washwater Building Structural Repair	1828	01-Jul-22	02-Jul-27										
112008:	112008: Northeast WTP Filter Rehab	3287	03-Jan-23	02-Jan-32										
113003:	Southwest Water Treatment Plant, Low- and High-Lift Pumping Station, Flocculation and Filtration System Improv	2920	12-Jul-30	09-Jul-38										
113006:	Southwest Water Treatment Plant Chlorine Scrubber, Raw Water Screens & Related Improvements	367	26-Feb-20 A	01-Jul-23										
113007:	Southwest Water Treatment Plant Architectural and Building Mechanical Improvements	2161	01-Aug-32	01-Jul-38										
113008:	SWP Reservoir Replacement	2819	01-Jan-26	19-Sep-33										
113009:	SW Flight and Chain Upgrades	702	01-May-22 A	31-May-24										
114002:	Springwells Water Treatment Plant, Low-Lift and High-Lift Pumping Station Improvements	4749	11-Feb-20 A	30-Jun-35										
114005:	Springwells Water Treatment Plant, Administration Building Improvements & Underground Fire Protection Loop	3473	10-Aug-20 A	01-Jan-32										
114007:	Springwells Water Treatment Plant Powdered Activated Carbon System Improvements	1432	30-Jul-27	30-Jun-31										
114008:	Springwells Water Treatment Plant 1930 Sedimentation Basin Sluice Gates, Guides & Hoists Improvements	366	10-Aug-20 A	30-Jun-23										
114010:	Springwells Water Treatment Plant, Yard Piping and High-Lift Header Improvements	5293	27-Mar-20 A	25-Dec-36										
114011:	Springwells Water Treatment Plant Steam, Condensate Return, and Compressed Air Piping Improvements	496	01-Feb-19 A	07-Nov-23										
114016:	Springwells Water Treatment Plant 1958 Settled Water Conduits and Loading Dock Concrete Pavement Replacem	120	03-Jan-22 A	27-Oct-22										
114017:	Springwells Water Treatment Plant Flocculator Drive Replacements	1346	10-Aug-20 A	06-Mar-26										
114018:	Springwells Water Treatment Plant - Service Building Electrical Substation and Miscellaneous Improvements	1197	05-Aug-26	13-Nov-29										
115001:	Water Works Park Water Treatment Plant Yard Piping, Valves and Venturi Meters Replacement	1736	19-Oct-20 A	31-Mar-27										
115005:	WWP WTP Building Ventilation Improvements	1157	29-Sep-20 A	29-Aug-25										
115006:	Water Works Park Site/Civil Improvements	1461	01-Jul-27	30-Jun-31										
115007:	Water Works Park High Lift Pumping Station Modernization	3915	01-Jul-26	19-Mar-37										
115009:	Water Works Park Sedimentation Basins Structural Upgrades	1737	31-Jul-26	02-May-31										
116002:	Pennsylvania and Springwells Raw Water Supply Tunnel Improvements	1186	01-Apr-19 A	30-Jun-26										
116005:	Belle Isle Seawall Rehabilitation	574	01-Sep-22	27-Mar-24										
116006:	Belle Isle Intake System Rehabilitation and Improvements	1461	01-Jul-27	30-Jun-31										
116007:	System Electrical Power Improvements	551	04-May-22 A	01-Jan-24										
122003:	Water Works Park to Northeast Transmission Main	5907	01-Nov-19 A	31-Aug-38										
122004:	96-inch Water Transmission Main Relocation and Isolation Valve Installations	2322	15-Jun-20 A	06-Nov-28										
122005:	Schoolcraft Road Water Transmission Main	366	08-Oct-21 A	30-Jun-23										
122006:	Wick Road Water Transmission Main	351	31-Aug-19 A	15-Jun-23										
122007:	Merriman Road Water Transmission Main Loop	3259	02-Aug-26	04-Jul-35										
122011:	Park-Merriman Road Water Transmission Main	64	27-Oct-22	29-Dec-22										
122013:	14 Mile Transmission Main Loop	926	11-Aug-20 A	10-Jan-25										
122016:	Downriver Transmission Main Loop	2558	01-Jun-20 A	30-Jun-29										
122017:	7 Mile/Nevada Transmission Main Rehab and Carrie/Nevada Flow Control Station	6212	12-Mar-21 A	02-Jul-39										
122018:	Garland, Hurlbut, Bewick Water Transmission System Rehabilitation	5846	01-Dec-20 A	01-Jul-38										
122019:	Jefferson Main Replacement Project	1462	29-Jun-21 A	30-Jun-26										
132007:	Energy Management: Freeze Protection Pump Installation at Imlay Pump Station	428	01-Jun-20 A	31-Aug-23										
132010:	West Service Center Pumping Station - Reservoir, Reservoir Pumping, and Division Valve Upgrades	744	01-Apr-21 A	12-Jul-24										
132012:	Ypsilanti Booster Pumping Station Improvements	4666	30-Jun-21 A	08-Apr-35										
132014:	Adams Road Pumping Station Improvements	3258	30-Jul-26	30-Jun-35										
132015:	Newburgh Road Booster Pumping Station Improvements	4018	05-Feb-20 A	29-Jun-33										
132016:	North Service Center Pumping Station Improvements	2730	03-Dec-20 A	19-Dec-29										
132018:	Schoolcraft Pumping Station Improvements	2135	02-Aug-33	06-Jun-39										
132019:	Wick Road Pumping Station Improvements	2160	02-Aug-27	30-Jun-33										

■ Construction ■ Study
■ Design ■ Work In Progress



Project Title: Lake Huron Water Treatment Plant, Low-Lift, High Lift and Filter Backwash Pumping System Improvements

Project Status: Project Execution - Design

Class Lvl 1: Water

Class Lvl 2: Treatment Plants and Facilities

Class Lvl 3: Lake Huron

Lookup Location: Lake Huron WTP

Project New to CIP:

- Innovation**
- WW Master Plan**
- Water Master Plan Right Sizing**
- Redundancy**
- NE WTP Repurposing**
- Linear Assets Outside of Facilities**
- Predecessor Project(s)**



Representative Switchgear to be Replaced under CIP 111001

Project Engineer/Manager: Eric Kramp

Director: Tim Kuhns

Project Score

79.7

Problem Statement:

This project addresses multiple issues at the LHWTP, primarily focused on electrical, pumping, and limited chemical feed system improvements.

Improvements are needed to align the existing low lift pumping rate with the Lake Huron WTP production rate per the 2015 Water Master Plan Update. Currently, constant speed pumping at the low-lift portion of the plant can force it to operate in a semi-batch mode during night-time, low-demand periods. Existing electrical gear for low- and high-lift pum...

Scope of Work/Project Alternatives:

This CIP will be delivered using a design-bid-build project delivery method. The project's scope of improvements will generally include rehabilitation or replacement of the following systems and equipment:

1. High and medium voltage electrical system
2. Low-lift pumps, to be right-sized to current and projected demands.
3. High-lift pumping units, right-sized to current and projected demands.
4. Filter wash water pumps and related equipment.
5. Phosphoric acid storage tanks and fill piping...

Other Important Info:

*Innovation note: Ensure energy efficiency. Coordination between existing pumping unit and motor required during design. Critical speed analysis may show the pump improvements needed to operate at reduced speeds. Developing an innovative rehabilitation design to minimize maintenance of existing drives.

This project will also replace the existing 60 MGD wash water "on-demand" system with an elevated tank system, decreasing the potential of filter upset by control loss.

Project Title: Lake Huron Water Treatment Plant, Filter Instrumentation and Raw Water Flow Metering Improvements

Project Status: Active - Procurement - Construction
Class Lvl 1: Water
Class Lvl 2: Treatment Plants and Facilities
Class Lvl 3: Lake Huron
Lookup Location: Lake Huron WTP
 Project New to CIP:

- Innovation**
- WW Master Plan**
- Water Master Plan Right Sizing**
- Redundancy**
- NE WTP Repurposing**
- Linear Assets Outside of Facilities**
- Predecessor Project(s)**



Project Engineer/Manager: Eric Kramp

Director: Tim Kuhns

Project Score

60.5

Problem Statement:

The filter instrumentation and raw water metering at the Lake Huron WTP is non functioning and is in need of replacement.

Scope of Work/Project Alternatives:

The Contract has been redeveloped to give full consideration to CS-108 guidelines.

Other Important Info:

Contract is being redeveloped for full integration with CS-108 guidelines.

Current Expenses (All figures are in \$1,000's)

"Total Costs" include costs outside of the 10 year planning window

***Design & Construction costs are inclusive of salaries where salaries are not defined**

Activity Name	Total Costs	Actual Costs	Prior FYs	FY23	FY24	FY25	FY26	FY27	FY28	5 Year Total	FY29-33
GLWA Salaries	\$400	\$89	\$87	\$34	\$48	\$47	\$47	\$47	\$48	\$237	\$42
Professional Services	\$188	\$188	\$188	\$0	\$0	\$0	\$0	\$0	\$0	\$0	\$0
Design/Engineering (CS-1771)	\$2,600	\$963	\$963	\$0	\$0	\$0	\$407	\$426	\$428	\$1,261	\$376
Design/Engineering (CS-1499)	\$44	\$44	\$44	\$0	\$0	\$0	\$0	\$0	\$0	\$0	\$0
Design-Build (2101680)	\$37,125	\$0	\$0	\$163	\$979	\$976	\$8,730	\$9,108	\$9,133	\$28,926	\$8,035

Project Title: Lake Huron Water Treatment Plant, Raw Sludge Clarifier and Raw Sludge Pumping System Improvements

Project Status: Closed

Class Lvl 1: Water

Class Lvl 2: Treatment Plants and Facilities

Class Lvl 3: Lake Huron

Lookup Location: Lake Huron WTP

Project New to CIP:

- Innovation**
- WW Master Plan**
- Water Master Plan Right Sizing**
- Redundancy**
- NE WTP Repurposing**
- Linear Assets Outside of Facilities**
- Predecessor Project(s)**



Overall progress photo that shows new WWRB, JS1, JS2 and SPS 8/20/20

Project Engineer/Manager: Brian VanHall

Director: Tim Kuhns

Project Score

74.4

Problem Statement:

The existing Waste Wash Water Retention Basin (WWRB) and clarifiers have noticeable deteriorating concrete and walls that have permanently deflected. There is also concrete deterioration in the sludge pumping station as well as issues with maintenance and operation of the existing pumps. The existing pumps are not equipped with permanent lifting mechanisms. The new sludge pumping units will be equipped with permanent lifting mechanisms so that pumps can be pulled by plant staff without mobilizi...

Scope of Work/Project Alternatives:

This project will be delivered using a design-bid-build project delivery method. GLWA retained an engineering consultant under GLWA Contract No. CS-171 "Raw Sludge Clarifiers and Raw Sludge Pumping Station Improvements" to conduct a condition assessment and design improvements for LH raw sludge handling. The WWRB, Clarifier Nos. 1 and 2, and the sludge pumping station all require improvement. The scope of construction involves:

1. Demolish existing clarifiers and sludge pumping station
2. Con...

Other Important Info:

This project should be completed prior to cessation of treatment at the Northeast WTP.

Project History: The clarifier/backwash structure is original to the plant. The tank walls appear to have been inadequately designed and/or constructed to withstand the loading of the surrounding soils.

Challenges: Improvements will require coordination with plant operations (filter backwashing, sedimentation basin cleaning) and bypass pumping due to significant leakage from filter outlet valves.

Project Title: Lake Huron Water Treatment Plant - High Lift Pumping, Water Production Flow Metering and Yard Piping Improvements

Project Status: Project Execution - Design

Class Lvl 1: Water

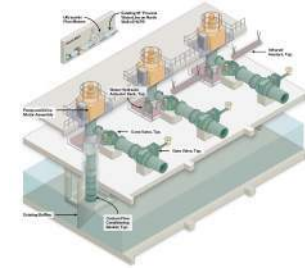
Class Lvl 2: Treatment Plants and Facilities

Class Lvl 3: Lake Huron

Lookup Location: Lake Huron WTP

Project New to CIP:

- Innovation**
- WW Master Plan**
- Water Master Plan Right Sizing**
- Redundancy**
- NE WTP Repurposing**
- Linear Assets Outside of Facilities**
- Predecessor Project(s)**



Conceptual new h/L pump arrangement

Project Engineer/Manager: Brian VanHall

Director: Tim Kuhns

Project Score

75.7

Problem Statement:

Three new, smaller capacity, high-lift pumping units are needed to provide reduced finished water flows out of Lake Huron WTP to accommodate the relocation of the 96-inch transmission main south of Dorsey-Dickenson valve and to accommodate the installation of a new water production flow meter at the Lake Huron WTP. The three, new smaller capacity high-lift pumping units will also serve a longer term need to better match lower diurnal demands seen at the Lake Huron WTP. Installation of the new w...

Scope of Work/Project Alternatives:

This project will be delivered using a design-build project delivery method. The scope of work involves designing and building a new water production flow meter and associated meter vault to more accurately measure finished water production flows from the facility. This work will also entail constructing additional high-lift, finished water header piping, valves and appurtenances to facilitate construction of the new metering infrastructure. The scope also includes installing three new 35 milli...

Other Important Info:

N/A

Current Expenses (All figures are in \$1,000's)

“Total Costs” include costs outside of the 10 year planning window

*Design & Construction costs are inclusive of salaries where salaries are not defined

Activity Name	Total Costs	Actual Costs	Prior FYs	FY23	FY24	FY25	FY26	FY27	FY28	5 Year Total	FY29-33
GLWA Salaries	\$355	\$279	\$266	\$36	\$35	\$18	\$0	\$0	\$0	\$53	\$0
Professional Services (CS-272)	\$227	\$190	\$159	\$68	\$0	\$0	\$0	\$0	\$0	\$0	\$0
Professional Services (CS-166)	\$295	\$61	\$60	\$53	\$78	\$78	\$26	\$0	\$0	\$182	\$0
Design-Build # 1	\$30,023	\$2,821	\$2,549	\$8,558	\$12,497	\$6,419	\$0	\$0	\$0	\$18,916	\$0

Project Title: Filtration Improvements

Project Status: Future Planned - Within Five Year Plan

Class Lvl 1: Water

Class Lvl 2: Treatment Plants and Facilities

Class Lvl 3: Lake Huron

Lookup Location: Lake Huron WTP

Project New to CIP:

- Innovation**
- WW Master Plan**
- Water Master Plan Right Sizing**
- Redundancy**
- NE WTP Repurposing**
- Linear Assets Outside of Facilities**
- Predecessor Project(s)**



Project Engineer/Manager: Eric Kramp

Director: Tim Kuhns

Project Score

77.4

Problem Statement:

Significant issues exist in the filtration process of the Lake Huron WTP:
 Filter influent and drain valves do not seal well, creating water loss and burdening the solids handling system with more influent than necessary. Filter underdrains have not been evaluated and require condition assessment.
 Filter media has lost considerable depth. Isolation valves between the filters, filtered water conduit, filter to drain, and clearwells currently leak heavily

Scope of Work/Project Alternatives:

This project will be delivered using a design-bid-build project delivery method. The scope of work will generally include the following:

1. Construct filtration improvements, including filter media, filter auxiliary scouring equipment, filter wash water troughs, and other filter tank work.
2. Replace the existing filter control valves and valve operators.
3. Rehabilitate concrete associated with the filters.
4. Replace isolation and valves as necessary
5. Repaint WW Conduit
6. Replace und...

Other Important Info:

n/a

Project Title: Lake Huron WTP Pilot Plant

Project Status: Project Execution - Design

Class Lvl 1: Water

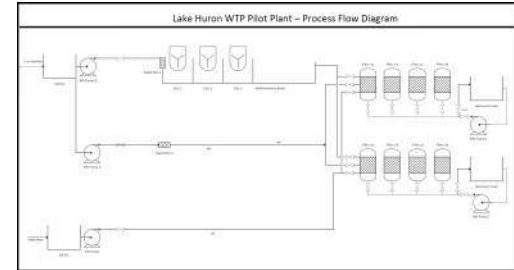
Class Lvl 2: Treatment Plants and Facilities

Class Lvl 3: Lake Huron

Lookup Location: Lake Huron WTP

Project New to CIP:

- Innovation**
- WW Master Plan**
- Water Master Plan Right Sizing**
- Redundancy**
- NE WTP Repurposing**
- Linear Assets Outside of Facilities**
- Predecessor Project(s)**



Lake Huron WTP Pilot Plant - Process Flow Diagram

Project Engineer/Manager: Nichole Sajdak

Director: John Norton

Project Score

50.7

Problem Statement:

Water Operations staff at Lake Huron would benefit from the ability to test potential changes to existing water treatment practices and investigate new and innovative treatment advances.

Scope of Work/Project Alternatives:

A small scale pilot plant provides opportunity for testing and investigation without disruption to the full scale facility. Skid mounted units mimicking treatment at Lake Huron: Chemical addition, modified direct filtration facilities and data monitoring and recording are being provided for team education and training.

Other Important Info:

Scope of work to include engineering services for planning, construction and training.

Current Expenses (All figures are in \$1,000's)

"Total Costs" include costs outside of the 10 year planning window

***Design & Construction costs are inclusive of salaries where salaries are not defined**

Activity Name	Total Costs	Actual Costs	Prior FYs	FY23	FY24	5 Year Total
GLWA Salaries	\$110	\$0	\$0	\$110	\$0	\$0
Professional Services	\$0	\$0	\$0	\$0	\$0	\$0
Design-Build # 1 (1904449)	\$3,157	\$2,339	\$2,237	\$921	\$0	\$0

Project Title: LHWTP-Flocculation Improvements

Project Status: Project Execution - Design

Class Lvl 1: Water

Class Lvl 2: Treatment Plants and Facilities

Class Lvl 3: Lake Huron

Lookup Location: Lake Huron

Project New to CIP:

- Innovation**
- WW Master Plan**
- Water Master Plan Right Sizing**
- Redundancy**
- NE WTP Repurposing**
- Linear Assets Outside of Facilities**
- Predecessor Project(s)**



Project Engineer/Manager: Eric Kramp

Director: Tim Kuhns

Project Score

91.5

Problem Statement:

The flocculators at the Lake Huron Water Treatment Plant are non-functional. While the plant has been able to maintain water quality, the State of Michigan has identified this a serious issue. This project solves this problem and addresses other issues with the flocculation systems such as any found defects that in process and structure that are identified.

Scope of Work/Project Alternatives:

The project will be executed on a traditional design/bid/build delivery process. Design/build would be unsuitable as the selection of flocculation technology will be the primary driver of overall cost, and is unknown.

Other Important Info:

The contract will also correct a process defect in the plant, where a section of the station conduits can not be taken out of service without loss of the entire station. This will entail the construction of approximately 150 lineal feet of new parallel raw water conduit.

This project will also, if approved, separate the two flocculation and sedimentation basins into four, decreasing the impact of sediment upset on filter efficient and/or UFRB.

Current Expenses (All figures are in \$1,000's)

"Total Costs" include costs outside of the 10 year planning window

***Design & Construction costs are inclusive of salaries where salaries are not defined**

Activity Name	Total Costs	Actual Costs	Prior FYs	FY23	FY24	FY25	FY26	FY27	FY28	5 Year Total	FY29-33
GLWA Salaries	\$462	\$11	\$7	\$50	\$68	\$68	\$68	\$68	\$68	\$341	\$64
Professional Services	\$0	\$0	\$0	\$0	\$0	\$0	\$0	\$0	\$0	\$0	\$0
Design & Construction Assistance	\$7,870	\$457	\$457	\$119	\$1,719	\$1,670	\$989	\$989	\$992	\$6,359	\$935
Construction (Build)	\$43,000	\$0	\$0	\$0	\$0	\$647	\$10,728	\$10,728	\$10,757	\$32,860	\$10,140

Project Title: Northeast Water Treatment Plant High-Lift Pumping Station Improvements

Project Status: Future Planned - Within Five Year Plan

Class Lvl 1: Water

Class Lvl 2: Treatment Plants and Facilities

Class Lvl 3: Northeast

Lookup Location: Northeast WTP

Project New to CIP:

- Innovation**
- WW Master Plan**
- Water Master Plan Right Sizing**
- Redundancy**
- NE WTP Repurposing**
- Linear Assets Outside of Facilities**
- Predecessor Project(s)**



Project Engineer/Manager: Corey Brech

Director: Tim Kuhns

Project Score

82.2

Problem Statement:

Existing mechanical, electrical, instrumentation, and control system equipment within the high-lift pumping plant at the Northeast Water Treatment Plant is mostly original (i.e. 1956). The following are beyond their useful life.
Both medium-voltage and low-voltage switchgear. (Stock replacement parts are no longer available. Medium-voltage switchgear cubicles are irreparable.
All medium-voltage cables are (especially with respect to insulation properties)
Primary service transformers (being...

Scope of Work/Project Alternatives:

This project will be delivered using a design-bid-build project delivery method. The scope of work generally includes:
1) Replace medium voltage switchgear, Unit Substation 1, all motor control centers (MCCs), power panels, transformers, and lighting panels.
2) Replace HL Pumps and size according to projected demands.
3) Replace pump motor controls to accommodate remote operation.
4) Replace primary transformers and test/replace feeders to property lines. Coordinate with DTE to ensure th...

Other Important Info:

na

Project Title: Northeast Water Treatment Plant Flocculator Replacements

Project Status: Project Execution - Construction
Class Lvl 1: Water
Class Lvl 2: Treatment Plants and Facilities
Class Lvl 3: Northeast
Lookup Location: Northeast Water Treatment Plant
 Project New to CIP:

- Innovation
- WW Master Plan
- Water Master Plan Right Sizing
- Redundancy
- NE WTP Repurposing
- Linear Assets Outside of Facilities
- Predecessor Project(s)



Project Engineer/Manager: Brian VanHall

Director: Tim Kuhns

Project Score

82.4

Problem Statement:

The existing flocculators are not operable and are beyond repair, which reduces sedimentation effectiveness and creates a greater load on the filtration process. The State of Michigan Department of Environment, Great Lakes & Energy (EGLE) noted the condition of the existing flocculators at the Northeast Water Treatment Plant as a deficiency in ELGE's 2021 Northeast Water Treatment Plant Sanitary Survey, dated March 4, 2021.

Scope of Work/Project Alternatives:

This CIP project is being delivered under a design-bid-build project delivery method and generally includes the following scope of work:

1. Demolish and remove existing flocculators including drives, motors, shafts, paddle wheels, control panels, electrical service, and related appurtenances.
2. Install a complete, new flocculation system designed to current industry standards.
3. Construct new stairways and platforms to improve access to the flocculator drive galleries.

Other Important Info:

Existing flocculators are original to the plant (circa 1956) and are (1) not operable, (2) beyond repair, and (3) do not provide present day flocculation mixing energies. The new flocculation system is designed to current and best industry standards for flocculation mixing energies, tapered flocculation, and is conducive to easier operation and maintenance.

Current Expenses (All figures are in \$1,000's)

"Total Costs" include costs outside of the 10 year planning window

***Design & Construction costs are inclusive of salaries where salaries are not defined**

Activity Name	Total Costs	Actual Costs	Prior FYs	FY23	FY24	FY25	FY26	FY27	FY28	5 Year Total	FY29-33
GLWA Salaries	\$406	\$272	\$243	\$49	\$31	\$31	\$31	\$22	\$0	\$114	\$0
Professional Services (CS-272)	\$60	\$60	\$60	\$0	\$0	\$0	\$0	\$0	\$0	\$0	\$0
Professional Services (CS-166)	\$210	\$33	\$31	\$29	\$41	\$41	\$41	\$27	\$0	\$149	\$0
Construction (Build) #1	\$12,699	\$1,490	\$0	\$3,187	\$2,566	\$2,559	\$2,559	\$1,830	\$0	\$9,512	\$0

Project Title: NEWTP-Header Galleries and Washwater Building Structural Repair

Project Status: Future Planned - Within Five Year Plan

Class Lvl 1: Water

Class Lvl 2: Treatment Plants and Facilities

Class Lvl 3: Northeast

Lookup Location: NA

Project New to CIP:

- Innovation**
- WW Master Plan**
- Water Master Plan Right Sizing**
- Redundancy**
- NE WTP Repurposing**
- Linear Assets Outside of Facilities**
- Predecessor Project(s)**



Project Engineer/Manager: Govind Patel

Director: Terry Daniel

Project Score

95.2

Problem Statement:

The NEWTP was constructed in 1953 and consist largely of reinforced concrete frames and slabs. Deterioration due to water infiltration from the hatch covers and other cracks over time has weakened some structures and and resulted in corrosion to header, catwalks, and staircase.

Scope of Work/Project Alternatives:

The scope of the project includes repair of concrete beams with new reinforcement, CFRP shear wrap and crack injection, roof slab crack injection, and crack injection of the Plant North and South High Lift vault walls. It also includes replacing all the concrete Hatch covers with steel covers and surrounding curbs to prevent water entering the hatches, together with adding concrete topping to improve drainage by providing surface area drains.

Other Important Info:

Concrete debris fell from ceiling beams on catwalks and the south header pipe vault floor during the mid-night shift on March 13, 2021. No one injured, but this incident highlighted the risk to employee safety

Current Expenses (All figures are in \$1,000's)

"Total Costs" include costs outside of the 10 year planning window

***Design & Construction costs are inclusive of salaries where salaries are not defined**

Activity Name	Total Costs	Actual Costs	Prior FYs	FY23	FY24	FY25	FY26	FY27	FY28	5 Year Total
GLWA Salaries	\$60	\$0	\$0	\$0	\$15	\$15	\$15	\$15	\$0	\$60
Design/Engineering	\$625	\$0	\$0	\$0	\$125	\$166	\$166	\$166	\$1	\$625
Construction	\$6,000	\$0	\$0	\$0	\$0	\$1,996	\$1,996	\$1,996	\$11	\$6,000

Project Title: Southwest Water Treatment Plant Chlorine Scrubber, Raw Water Screens & Related Improvements

Project Status: Project Execution - Construction
Class Lvl 1: Water
Class Lvl 2: Treatment Plants and Facilities
Class Lvl 3: Southwest
Lookup Location: Southwest WTP
 Project New to CIP:

- Innovation**
- WW Master Plan**
- Water Master Plan Right Sizing**
- Redundancy**
- NE WTP Repurposing**
- Linear Assets Outside of Facilities**
- Predecessor Project(s)**



Project Engineer/Manager: Jacob Mangum

Director: Tim Kuhns

Project Score

90.6

Problem Statement:

The existing chlorine gas scrubber is nearing its end of useful service life and its absorption media will be expiring within the next few years. Similarly, the existing raw water screening system is original to the plant (circa 1962), is not functional, and is beyond repair. As a result, this system also requires replacement. Both the chlorine gas scrubber and raw water screening systems will require ancillary equipment improvements related to electrical, alarms, instrumentation, and controls.

Scope of Work/Project Alternatives:

This project will be delivered using a design-build project delivery model. The existing gas chlorine scrubber and raw water screens will be replaced with new system equipment meeting current building codes and industry best practices. The new gas chlorine scrubber and raw water screens will be designed for current and projected water demands in accordance with the recommendations of the 2015 Water Master Plan Update. The new equipment will be right-sized.

Other Important Info:

GLWA intends to use the services of AECOM under its CIP program management contract to implement this design-build project.

E. Klun 8/27/20 update as follows:
 1. RFP for DB contract delivery underway by AECOM under CS-272 Task 71011A.

Current Expenses (All figures are in \$1,000's)

"Total Costs" include costs outside of the 10 year planning window

***Design & Construction costs are inclusive of salaries where salaries are not defined**

Activity Name	Total Costs	Actual Costs	Prior FYs	FY23	FY24	FY25	FY26	5 Year Total
GLWA Salaries	\$152	\$126	\$112	\$40	\$0	\$0	\$0	\$0
Professional Services	\$272	\$234	\$183	\$89	\$0	\$0	\$0	\$0
Design/Engineering (Study)	\$0	\$0	\$0	\$0	\$0	\$0	\$0	\$0
Design-Build # 1	\$6,840	\$3,824	\$2,188	\$4,639	\$12	\$0	\$0	\$12

Project Title: Southwest Water Treatment Plant Architectural and Building Mechanical Improvements

Project Status: Future Planned - Beyond Ten Years

Class Lvl 1: Water

Class Lvl 2: Treatment Plants and Facilities

Class Lvl 3: Southwest

Lookup Location: Southwest WTP

Project New to CIP:

- Innovation**
- WW Master Plan**
- Water Master Plan Right Sizing**
- Redundancy**
- NE WTP Repurposing**
- Linear Assets Outside of Facilities**
- Predecessor Project(s)**



Project Engineer/Manager: Shakil Ahmed

Director: Tim Kuhns

Project Score

38.7

Problem Statement:

Most of the existing low- and high- lift pumping station and administration buildings' mechanical equipment (HVAC, dehumidification, plumbing) and architectural components such as doors, windows, floors, and furnishings, are over 50 years old and are beyond their normal useful service life. Additional architectural improvements at Southwest Water Treatment Plant will include renovation of staff locker rooms and bathrooms, including a restroom for female staff.

Scope of Work/Project Alternatives:

This project would be delivered using a design-bid-build project delivery method. The scope of work would generally include:

1. Design of the project.
2. Remove existing building mechanical and architectural systems.
3. Install new heating and ventilating systems process and administration areas.
4. Install new air-conditioning systems for administration areas.
5. Install new dehumidification systems for the high-lift header vault.
6. Install new interior and exterior doors and windows.

...

Other Important Info:

CS-1528 water master plan update included these improvements.

Project Title: SW Flight and Chain Upgrades

Project Status: Project Execution - Construction

Class Lvl 1: Water

Class Lvl 2: Treatment Plants and Facilities

Class Lvl 3: Southwest

Lookup Location: SWTP

Project New to CIP:

- Innovation**
- WW Master Plan**
- Water Master Plan Right Sizing**
- Redundancy**
- NE WTP Repurposing**
- Linear Assets Outside of Facilities**
- Predecessor Project(s)**



Project Engineer/Manager: Shakil Ahmed

Director: Terry Daniel

Project Score

68.7

Problem Statement:

The existing flight and chains are not in service and require replacement due to poor performance.

Scope of Work/Project Alternatives:

The flight and chain system will be removed and replaced with upgraded components and new control logic.

Other Important Info:

Project not scored by risk committee since it is far advanced

Current Expenses (All figures are in \$1,000's)

"Total Costs" include costs outside of the 10 year planning window

***Design & Construction costs are inclusive of salaries where salaries are not defined**

Activity Name	Total Costs	Actual Costs	Prior FYs	FY23	FY24	FY25	FY26	5 Year Total
GLWA Salaries	\$27	\$0	\$0	\$0	\$13	\$13	\$1	\$27
Construction	\$3,000	\$0	\$0	\$0	\$1,441	\$1,437	\$122	\$3,000

Project Title: Springwells Water Treatment Plant, Low-Lift and High-Lift Pumping Station Improvements

Project Status: Project Execution - Design

Class Lvl 1: Water

Class Lvl 2: Treatment Plants and Facilities

Class Lvl 3: Springwells

Lookup Location: Springwells WTP

Project New to CIP:

- Innovation**
- WW Master Plan**
- Water Master Plan Right Sizing**
- Redundancy**
- NE WTP Repurposing**
- Linear Assets Outside of Facilities**
- Predecessor Project(s)**



Project Engineer/Manager: Peter Fromm

Director: Tim Kuhns

Project Score

90.9

Problem Statement:

Existing low- and high-lift pumping system electrical switchgear is original to the plant (1930s) and well beyond it's useful service life. This switchgear is unsafe, unreliable and is oversized for current and projected demands. The existing pumping units are a mix of 1930s and 1950s units and are in need of either replacement or in the case of the pumps rehabilitation. The exterior windows on the pumping plant building are original (1930s), in poor condition and are not well insulated. As a r...

Scope of Work/Project Alternatives:

This CIP project will be delivered under a design-bid-build project delivery using a single-prime engineering consultant and multiple prime construction contracts to deliver the entire project. The scope of work generally includes:

1. Replacement of low- and high-lift pumping units, including pumps, motors, valves, and piping.
2. Replacement of exterior windows in the pump house, turbine house, boiler house, and switch house.
3. Replacement of medium-voltage electrical system.
4. Replacemen...

Other Important Info:

E. Klun 8/19/20 updates:
1. Scope updates are being added to the design being completed under Contract CS-103 via Amendment No. 2 that is expected to go for approval in September of October 2020. Cashflow and schedule updates herein reflect both the engineering and construction impacts of an approved CS-103 Amendment No. 2.

Project Title: Springwells Water Treatment Plant, Low-Lift and High-Lift Pumping Station Improvements

Current Expenses (All figures are in \$1,000's)

“Total Costs” include costs outside of the 10 year planning window

***Design & Construction costs are inclusive of salaries where salaries are not defined**

Activity Name	Total Costs	Actual Costs	Prior FYs	FY23	FY24	FY25	FY26	FY27	FY28	5 Year Total	FY29-33
GLWA Salaries	\$2,727	\$753	\$739	\$226	\$321	\$320	\$320	\$320	\$321	\$1,601	\$161
Professional Services	\$101	\$84	\$83	\$18	\$0	\$0	\$0	\$0	\$0	\$0	\$0
Professional Services (MISC)	\$20	\$20	\$20	\$0	\$0	\$0	\$0	\$0	\$0	\$0	\$0
Design/Engineering (CS-103)	\$15,244	\$8,780	\$8,546	\$1,029	\$1,494	\$1,489	\$766	\$766	\$768	\$5,283	\$386
Design-Build # 1 (Contract A, 1900134, 1904795)	\$17,161	\$13,297	\$13,080	\$1,760	\$2,321	\$0	\$0	\$0	\$0	\$2,321	\$0
Construction (Contract B)	\$64,458	\$0	\$0	\$5,500	\$18,420	\$21,433	\$15,305	\$3,800	\$0	\$58,958	\$0
Construction (Contract C)	\$200,000	\$0	\$0	\$0	\$0	\$7,245	\$8,530	\$23,263	\$23,367	\$62,404	\$108,050
Construction (Contract D)	\$16,000	\$0	\$0	\$0	\$0	\$0	\$3,940	\$7,989	\$4,071	\$16,000	\$0

Project Title: Springwells Water Treatment Plant Powdered Activated Carbon System Improvements

Project Status: Future Planned - Ten Year CIP

Class Lvl 1: Water

Class Lvl 2: Treatment Plants and Facilities

Class Lvl 3: Springwells

Lookup Location: Springwells WTP

Project New to CIP:

- Innovation**
- WW Master Plan**
- Water Master Plan Right Sizing**
- Redundancy**
- NE WTP Repurposing**
- Linear Assets Outside of Facilities**
- Predecessor Project(s)**



Picture

Project Engineer/Manager: Justin Kietur

Director: Tim Kuhns

Project Score

36.8

Problem Statement:

Powdered activated carbon (PAC) is added to the treatment process to address taste and odor issues in the raw water supply. Taste and odor issues are infrequent, but the existing PAC system is difficult to operate and maintain. A more operator friendly and easier to maintain system is needed. Currently the plant is able to feed PAC through extraordinary measures due to deficiencies in the system. This creates additional operations and maintenance expense and inefficiencies. If raw water quality...

Scope of Work/Project Alternatives:

Replacement of the existing powdered activated carbon system with a new system designed for improved operations and maintainability when PAC dosing is needed.

The scope of work will generally include the following:

- 1) Repair of concrete and piping at the dry carbon delivery station and replacement of dust collectors.
- 2) Inspection of underground carbon slurry tanks and repair of damage to concrete and fiberglass lining.
- 3) Replacement of PAC transfer pumps and associated piping, valves and co...

Other Important Info:

Project Challenges: PAC equipment runs through congested storage areas and pipe chases.

Project Title: Springwells Water Treatment Plant 1930 Sedimentation Basin Sluice Gates, Guides & Hoists Improvements

Project Status: Project Execution - Construction

Class Lvl 1: Water

Class Lvl 2: Treatment Plants and Facilities

Class Lvl 3: Springwells

Lookup Location: Springwells WTP

Project New to CIP:

- Innovation**
- WW Master Plan**
- Water Master Plan Right Sizing**
- Redundancy**
- NE WTP Repurposing**
- Linear Assets Outside of Facilities**
- Predecessor Project(s)**



Updated project photo

Project Engineer/Manager: Peter Fromm

Director: Tim Kuhns

Project Score

86.1

Problem Statement:

Existing sedimentation basin gates, guides and hoists are early 1930s and are in need of replacement. Operation of the sluice gates in their existing condition and design does not meet current best practices for safe maintenance and operation.

Scope of Work/Project Alternatives:

This CIP project is being delivered under a design-build project delivery method and generally includes the following scope of work:

1. Demolition of the existing eight (8) 1930 sedimentation basins gates, guides, and hoist.
2. Installation of the new eight (8) 1930 sedimentation basins gates, guides, and actuators.
3. Concrete restoration within the four (4) 1930 sedimentation basins.
4. Concrete repairs to the air vents, access ramp, access hatches on top of the 1930 sedimentation basin...

Other Important Info:

Challenges: Work will require the 1930's plant to be shutdown during three low demand seasons to complete the work. This contractor will need to coordination with CON-170: Sludge Removal and Disposal for cleaning the sedimentation basins, SP-563, CON-253, and other construction projects to ensure that the system can handle the long duration shutdown.

Project Title: Springwells Water Treatment Plant 1930 Sedimentation Basin Sluice Gates, Guides & Hoists Improvements

Current Expenses (All figures are in \$1,000's)

“Total Costs” include costs outside of the 10 year planning window

***Design & Construction costs are inclusive of salaries where salaries are not defined**

Activity Name	Total Costs	Actual Costs	Prior FYs	FY23	FY24	FY25	FY26	FY27	FY28	5 Year Total	FY29-33
GLWA Salaries	\$238	\$246	\$243	(\$4)	\$0	\$0	\$0	\$0	\$0	\$0	\$0
Professional Services	\$75	\$70	\$48	\$27	\$0	\$0	\$0	\$0	\$0	\$0	\$0
Contractual Professional Services (1802774)	\$23	\$23	\$23	\$0	\$0	\$0	\$0	\$0	\$0	\$0	\$0
Design/Engineering (CS-289)	\$23	\$23	\$23	\$0	\$0	\$0	\$0	\$0	\$0	\$0	\$0
Design-Build # 1 (1802774)	\$13,703	\$11,440	\$11,440	\$2,263	\$0	\$0	\$0	\$0	\$0	\$0	\$0

Project Title: Springwells Water Treatment Plant, Yard Piping and High-Lift Header Improvements

Project Status: Future Planned - Ten Year CIP

Class Lvl 1: Water

Class Lvl 2: Treatment Plants and Facilities

Class Lvl 3: Springwells

Lookup Location: Springwells WTP

Project New to CIP:

- Innovation**
- WW Master Plan**
- Water Master Plan Right Sizing**
- Redundancy**
- NE WTP Repurposing**
- Linear Assets Outside of Facilities**
- Predecessor Project(s)**



Project Engineer/Manager: Peter Fromm

Director: Tim Kuhns

Project Score

58.3

Problem Statement:

Six (6) of the seven (7) 72-inch mains leaving the site are original to the 1930 plant construction and consist of riveted steel pipe material. Main No. 7 is a prestressed concrete cylinder pipe material installed in 1958. The steel mains are leaking and in need of replacement to maintain system reliability. Additionally, isolation valves associated with the 72-inch mains need to be replaced because several are leaking and unable to isolate flow. It is suspected that the other large-diameter is...

Scope of Work/Project Alternatives:

This project consists of removal and replacement of the High Pressure Zone (HPZ) and Intermediate Pressure Zone (IPZ) discharge header piping and yard piping with additional replacement occurring outside the Springwell's Property to locations that minimize the number of isolation points required for work to be completed. The scope will be divided between IPZ and HPZ to maintain operations during construction. This project also includes miscellaneous site infrastructure improvements such as the...

Other Important Info:

E. Klun 8/28/20 update based on the outcome of AECOM's effort on CS-272 Task 71013A, Phase I is as follows:

The project will be delivered by multiple projects comprised of equipment procurement, DB construction, consultant services, and DBB construction contracts as follows:

- 1.Contract A, Procurement of large diameter, high-performance butterfly valves to be installed under Contract D.
- 2.Contract B, Procurement of pressure regulating/flow control valves to be installed under Contract E...

Project Title: Springwells Water Treatment Plant Steam, Condensate Return, and Compressed Air Piping Improvements

Project Status: Project Execution - Construction

Class Lvl 1: Water

Class Lvl 2: Treatment Plants and Facilities

Class Lvl 3: Springwells

Lookup Location: Springwells WTP

Project New to CIP:

- Innovation**
- WW Master Plan**
- Water Master Plan Right Sizing**
- Redundancy**
- NE WTP Repurposing**
- Linear Assets Outside of Facilities**
- Predecessor Project(s)**



Maintenance building photo 1 of finished section of piping

Project Engineer/Manager: Brian VanHall

Director: Tim Kuhns

Project Score

77

Problem Statement:

The steam, condensate return, compressed air, and natural gas piping systems at the Springwells WTP need to be replaced. These systems are original to the plant (i.e. 1930 or 1958) and are beyond their useful life. The existing steam and condensate systems are in poor condition and require multiple repairs each heating season due to frequent failures. This often requires taking the entire steam system out of service which places equipment at risk of freezing. Active steam, condensate, and air l...

Scope of Work/Project Alternatives:

This project is being delivered using a design-bid-build project delivery method. This engineering services contract involves designing a new, more energy-efficient steam heating system for the entire Springwells Water Treatment Plant, including all steam unit heaters, steam piping, condensate return piping, condensate return pumping stations, steam pressure reducing valves, and appurtenances. This project also includes replacing the compressed air piping in the plant used for service air. Once...

Other Important Info:

Many components of the existing system are original to the existing heating system, are not functioning and need to be replaced. Seasonal work and sequencing with the heating season is required.

Project Title: Springwells Water Treatment Plant Steam, Condensate Return, and Compressed Air Piping Improvements

Current Expenses (All figures are in \$1,000's)

“Total Costs” include costs outside of the 10 year planning window

***Design & Construction costs are inclusive of salaries where salaries are not defined**

Activity Name	Total Costs	Actual Costs	Prior FYs	FY23	FY24	FY25	FY26	FY27	FY28	5 Year Total	FY29-33
GLWA Salaries	\$278	\$191	\$184	\$52	\$42	\$0	\$0	\$0	\$0	\$42	\$0
Professional Services	\$8	\$8	\$8	\$0	\$0	\$0	\$0	\$0	\$0	\$0	\$0
Professional Services (MISC)	\$5	\$5	\$5	\$0	\$0	\$0	\$0	\$0	\$0	\$0	\$0
Contractual Professional Services (Clark Const CON-252)	\$277	\$277	\$277	\$0	\$0	\$0	\$0	\$0	\$0	\$0	\$0
Design/Engineering (CS-1671)	\$1,776	\$1,390	\$1,339	\$252	\$185	\$0	\$0	\$0	\$0	\$185	\$0
Construction (Build) # 1 (CON-252)	\$25,643	\$22,625	\$22,408	\$2,180	\$1,055	\$0	\$0	\$0	\$0	\$1,055	\$0

Project Title: Springwells Water Treatment Plant 1958 Settled Water Conduits and Loading Dock Concrete Pavement Replacement

Project Status: Project Execution - Construction

Class Lvl 1: Water

Class Lvl 2: Treatment Plants and Facilities

Class Lvl 3: Springwells

Lookup Location: Springwells WTP

Project New to CIP:

- Innovation**
- WW Master Plan**
- Water Master Plan Right Sizing**
- Redundancy**
- NE WTP Repurposing**
- Linear Assets Outside of Facilities**
- Predecessor Project(s)**



Project Engineer/Manager: Peter Fromm

Director: Tim Kuhns

Project Score

71.7

Problem Statement:

The existing concrete pavement that covers the 1958 settled water conduits has failed with significant concrete deterioration and corrosion of the reinforcement steel. The condition of the concrete pavement has deteriorated over the past 12 months and the concrete is crumbling in many areas. The conditions in certain areas are such that there are now potential safety hazards to those walking on the pavement. The plant chemists have to walk some of the areas frequently to obtain settled water sa...

Scope of Work/Project Alternatives:

This CIP project is being delivered under a design-bid-build project delivery method and generally includes the following scope of work:

1. Demolition of the existing concrete pavement that covers the 1958 settled water conduit and the loading dock.
2. Placement of new concrete pavement that covers the 1958 settled water conduit and the loading dock.
3. Demolition and installation of handrail around the 1958 settled water conduit.
4. Demolition of the existing concrete loading dock.
- 5....

Other Important Info:

Challenge: There are equipment limitations on the settled water conduit to avoid damaging the structure concrete of the settled water conduit.

Project Title: Springwells Water Treatment Plant Flocculator Drive Replacements

Project Status: Active - Procurement - Construction

Class Lvl 1: Water

Class Lvl 2: Treatment Plants and Facilities

Class Lvl 3: Springwells

Lookup Location: Springwells WTP

Project New to CIP:

- Innovation**
- WW Master Plan**
- Water Master Plan Right Sizing**
- Redundancy**
- NE WTP Repurposing**
- Linear Assets Outside of Facilities**
- Predecessor Project(s)**



Project Engineer/Manager: Peter Fromm

Director: Tim Kuhns

Project Score

89.7

Problem Statement:

The existing 1958 flocculators are beyond useful service life and require replacement.

Scope of Work/Project Alternatives:

This CIP will be delivered under a design-bid-build project delivery model. The scope of work will generally include the following:

1. Replacement of the existing flocculator drives, motors, and control panels.
2. Replacement of all drive shaft bearings and associated grease lines.
3. Replacement of access doors between the flocculator chambers
4. Replacement of ladder rungs to all flocculators.
5. Improvement of flocculation system related instrumentation and controls.
6. Flocculator b...

Other Important Info:

Implementation of this CIP project is being sequenced and coordinated with the 1930 Sedimentation Basins Sluice Gate Improvements Project.

Project Title: Springwells Water Treatment Plant Flocculator Drive Replacements

Current Expenses (All figures are in \$1,000's)

“Total Costs” include costs outside of the 10 year planning window

***Design & Construction costs are inclusive of salaries where salaries are not defined**

Activity Name	Total Costs	Actual Costs	Prior FYs	FY23	FY24	FY25	FY26	FY27	5 Year Total
GLWA Salaries	\$309	\$78	\$72	\$40	\$51	\$51	\$51	\$44	\$197
Professional Services	\$75	\$69	\$56	\$20	\$0	\$0	\$0	\$0	\$0
Design & Construction Assistance # 1	\$1,893	\$782	\$723	\$214	\$248	\$247	\$247	\$213	\$956
Design/Engineering (CS-259)	\$45	\$45	\$45	\$0	\$0	\$0	\$0	\$0	\$0
Construction (Build) # 1	\$22,945	\$0	\$0	\$951	\$5,705	\$5,689	\$5,689	\$4,910	\$21,994

Project Title: Springwells Water Treatment Plant - Service Building Electrical Substation and Miscellaneous Improvements

Project Status: Active - Pre-Procurement
- Design
Class Lvl 1: Water
Class Lvl 2: Treatment Plants and Facilities
Class Lvl 3: Springwells
Lookup Location: Water Treatment Plants
 Project New to CIP:

- Innovation**
- WW Master Plan**
- Water Master Plan Right Sizing**
- Redundancy**
- NE WTP Repurposing**
- Linear Assets Outside of Facilities**
- Predecessor Project(s)**



Picture

Project Engineer/Manager: Justin Kietur

Director: Tim Kuhns

Project Score

62.7

Problem Statement:

The electrical substation located inside the Service Building provides electrical service to the entire service building including the filter wash water pumping units. The existing electrical substation has experienced corrosion to its interior components and electrical cables. As a result the substation does not automatically switch-over during power trips and requires manual switch-over. This substation provides power to the filter wash water pumps and if there are power disruptions associate...

Scope of Work/Project Alternatives:

Project will be delivered using a progressive design-build project delivery. The scope of improvements will generally include:

1. Replacement of the electrical substation in the 1958 Service Building
2. Connection of replacement electrical substation to Ovation for status monitoring
3. Replacement of electrical panel in 1930 plant and new conduit and cable runs to the associated equipment
4. Rehab of masonry on exterior of phosphoric acid fill station
5. Insulation of piping and pipe chase...

Other Important Info:

None

Current Expenses (All figures are in \$1,000's)

"Total Costs" include costs outside of the 10 year planning window

***Design & Construction costs are inclusive of salaries where salaries are not defined**

Activity Name	Total Costs	Actual Costs	Prior FYs	FY23	FY24	FY25	FY28	5 Year Total	FY29-33
GLWA Salaries	\$178	\$0	\$0	\$0	\$0	\$0	\$75	\$75	\$103
Professional Services	\$0	\$0	\$0	\$0	\$0	\$0	\$0	\$0	\$0
Design/Engineering	\$2,163	\$0	\$0	\$0	\$0	\$0	\$58	\$58	\$2,105

Project Title: Water Works Park Water Treatment Plant Yard Piping, Valves and Venturi Meters Replacement

Project Status: Project Execution - Construction

Class Lvl 1: Water

Class Lvl 2: Treatment Plants and Facilities

Class Lvl 3: Water Works Park

Lookup Location: Waterworks Park WTP

Project New to CIP:

- Innovation**
- WW Master Plan**
- Water Master Plan Right Sizing**
- Redundancy**
- NE WTP Repurposing**
- Linear Assets Outside of Facilities**
- Predecessor Project(s)**



Project Engineer/Manager: Jacob Mangum

Director: Tim Kuhns

Project Score

77.9

Problem Statement:

The existing yard piping is 80-140 years old and requires replacement with new piping installed in a more efficient configuration.

Scope of Work/Project Alternatives:

This project is being delivered using a design-bid-build project delivery method. The scope of work generally includes:

1. Removing existing yard piping, valves and buried venturi meters and related vaults.
2. Constructing new yard piping, valves, water production flow meters, buried valve and meter vaults, and related system equipment.
3. Connecting to existing transmission main piping.
4. Testing and commissioning the new main, valves and water production flow metering equipment.
5. Rest...

Other Important Info:

This project is being coordinated with the new Waterworks Park to Northeast Transmission Main project.

Challenges: Complicated sequence of construction, and demands of DWSD must be maintained along with the coordination transmission system between Water Works Park and Northeast WTPs. Condition of existing valves required to complete the work is unknown. Complex construction staging is accounted for in the design to avoid loss of service and delays to the construction contract. Multiple line ...

Project Title: WWP WTP Building Ventilation Improvements

Project Status: Project Execution - Design

Class Lvl 1: Water

Class Lvl 2: Treatment Plants and Facilities

Class Lvl 3: Water Works Park

Lookup Location: Water Works Park WTP

Project New to CIP:

- Innovation**
- WW Master Plan**
- Water Master Plan Right Sizing**
- Redundancy**
- NE WTP Repurposing**
- Linear Assets Outside of Facilities**
- Predecessor Project(s)**



Water Works Park Water Treatment Plant

Project Engineer/Manager: Michael Dunne

Director: Terry Daniel

Project Score

93

Problem Statement:

The existing ventilation systems are not adequate for the chemical storage rooms, the ozone generator room, ozone destruct room, laboratory rooms, pilot plant rooms, flocculation and sedimentation rooms, and filter galleries at the Water Works Park Water Treatment Plant. Inadequate ventilation poses safety hazards to employees and visitors.

Scope of Work/Project Alternatives:

This project will be delivered using a design-bid-build project delivery method. The scope of work will generally include the following:

- 1) Design of the improved, new ventilation systems for the facility.
- 2) Selective removal of existing ventilation system equipment.
- 3) Construction of new mechanical ventilation systems.
- 4) Installation of electrical feeders for new mechanical ventilation equipment.
- 5) Installation of new instrumentation equipment for monitoring and alarms, including int...

Other Important Info:

Many of the areas of work are adjacent to the tour path. Ventilation improvements should eliminate noxious gasses from entering the tour path.

Project Title: WWP WTP Building Ventilation Improvements

Current Expenses (All figures are in \$1,000's)

“Total Costs” include costs outside of the 10 year planning window

***Design & Construction costs are inclusive of salaries where salaries are not defined**

Activity Name	Total Costs	Actual Costs	Prior FYs	FY23	FY24	FY25	FY26	FY27	FY28	5 Year Total	FY29-33
GLWA Salaries	\$238	\$8	\$8	\$54	\$82	\$81	\$13	\$0	\$0	\$176	\$0
Professional Services	\$0	\$0	\$0	\$0	\$0	\$0	\$0	\$0	\$0	\$0	\$0
Design & Construction Assistance # 1 (1802499)	\$1,350	\$785	\$756	\$161	\$200	\$200	\$33	\$0	\$0	\$432	\$0
Construction (Build) # 1 (1802499)	\$14,953	\$0	\$0	\$3,503	\$5,298	\$5,283	\$869	\$0	\$0	\$11,450	\$0

Project Title: Water Works Park Site/Civil Improvements

Project Status: Future Planned - Ten Year CIP

Class Lvl 1: Water

Class Lvl 2: Treatment Plants and Facilities

Class Lvl 3: Water Works Park

Lookup Location: Water Works Park WTP

Project New to CIP:

- Innovation**
- WW Master Plan**
- Water Master Plan Right Sizing**
- Redundancy**
- NE WTP Repurposing**
- Linear Assets Outside of Facilities**
- Predecessor Project(s)**



Water Works Park Water Treatment Plant

Project Engineer/Manager: Michael Dunne

Director: Tim Kuhns

Project Score

53.9

Problem Statement:

Many of the existing roadways and pedestrian sidewalks have substantial cracking, crumbling concrete and un-even surfaces whose condition becomes deteriorates every year. The concrete bases for several portions of the site perimeter security fencing are also heavily deteriorated with crumbling concrete. Additionally, there is insufficient employee and visitor parking space for the facility and new parking areas are needed to meet the needs of employees and visitors. There is no truck vehicle we...

Scope of Work/Project Alternatives:

This project will be delivered using a design-build project delivery. The schedule is predicated on using AECOM's design build assistance services under its CIP Program Management Contract CS-272. The scope of work for this project includes the following:

1. Construct 30 car parking lot adjacent to plant employee lot.
2. Construct 20 car parking lot across from maintenance garage to serve as GLWA vehicle parking.
3. Construct 10 car parking lot across from engineering building to serve as vi...

Other Important Info:

Concrete conditions will continue to worsen over the years.

Project Title: Water Works Park High Lift Pumping Station Modernization

Project Status: Future Planned - Ten Year CIP

Class Lvl 1: Water

Class Lvl 2: Treatment Plants and Facilities

Class Lvl 3: Water Works Park

Lookup Location: Water Works Park WTP

Project New to CIP:

- Innovation**
- WW Master Plan**
- Water Master Plan Right Sizing**
- Redundancy**
- NE WTP Repurposing**
- Linear Assets Outside of Facilities**
- Predecessor Project(s)**



Water Works Park High Lift Pumping Station

Project Engineer/Manager: Michael Dunne

Director: Tim Kuhns

Project Score

58.3

Problem Statement:

In accordance with GLWA's Master Plan, the Northeast Water Treatment Plant is scheduled to be repurposed as a booster station. Most of the water production will be shifted to the Water Works Park Water Treatment Plant and will bring additional pumping burdens to the plant. There is a need to identify and improve configurations, capacity, redundancy, electrical efficiency, instrumentation, monitoring and controls of the High Lift pumping system at Water Works Park.

Scope of Work/Project Alternatives:

This project will be delivered under a Progressive Design Build delivery method. In general, the scope will contain the following items:

1. Replace and/or re-engineer pumps and motors based on an evaluation of contemporary and future flows, pressure, and energy needs.
2. Replace and/or improve the current high-pressure water system to create a more robust process.
3. Improve ventilation in the pump room to allow pumping units to operate at proper working temperatures.
4. Replace or repair ...

Other Important Info:

The current pumping system in the High Lift building at Water Works Park was constructed in the early 1960s. Now, 60 years later, it is necessary to realign Water Works Park's pumping system with contemporary and future flow, pressure, and energy requirements.

Current Expenses (All figures are in \$1,000's)

"Total Costs" include costs outside of the 10 year planning window

***Design & Construction costs are inclusive of salaries where salaries are not defined**

Activity Name	Total Costs	Actual Costs	Prior FYs	FY23	FY24	FY25	FY26	FY27	FY28	5 Year Total	FY29-33
GLWA Salaries	\$1,035	\$0	\$0	\$0	\$0	\$0	\$0	\$0	\$107	\$107	\$532
Professional Services	\$0	\$0	\$0	\$0	\$0	\$0	\$0	\$0	\$0	\$0	\$0
Design-Build	\$114,055	\$0	\$0	\$0	\$0	\$0	\$0	\$0	\$1,905	\$1,905	\$36,781

Project Title: Water Works Park Sedimentation Basins Structural Upgrades

Project Status: Future Planned - Ten Year CIP

Class Lvl 1: Water

Class Lvl 2: Treatment Plants and Facilities

Class Lvl 3: Water Works Park

Lookup Location: City of Detroit

Project New to CIP:

- Innovation**
- WW Master Plan**
- Water Master Plan Right Sizing**
- Redundancy**
- NE WTP Repurposing**
- Linear Assets Outside of Facilities**
- Predecessor Project(s)**



Photo of Water Works Park Plant

Project Engineer/Manager: Jacob Mangum

Director: Tim Kuhns

Project Score

75.3

Problem Statement:

The existing pre-stressed precast concrete beams that support the plate settlers in the sedimentation basins have developed extensive cracks. Additionally, the concrete knee walls that support the beams have begun to delaminate and spall. The integrity of the structural support system is not compromised at this time, however, to avoid further deterioration of the structure the cracks and spall need to be addressed.

Scope of Work/Project Alternatives:

This project will be delivered under a Progressive Design Build delivery model. The structural system will be examined to confirm preliminary findings, methods for rehabilitation will be proposed, and upgrades will be completed to address the present deterioration of the beams and supports with the goal of extending their service life.

Other Important Info:

Reliability of all treatment systems at Water Works Park is critical to support system right-sizing and decommissioning of Northeast WTP.

Current Expenses (All figures are in \$1,000's)

"Total Costs" include costs outside of the 10 year planning window

***Design & Construction costs are inclusive of salaries where salaries are not defined**

Activity Name	Total Costs	Actual Costs	Prior FYs	FY23	FY24	FY25	FY26	FY27	FY28	5 Year Total	FY29-33
GLWA Salaries	\$179	\$0	\$0	\$0	\$0	\$0	\$0	\$0	\$43	\$43	\$136
Design/Engineering	\$793	\$0	\$0	\$0	\$0	\$0	\$0	\$0	\$793	\$793	\$0
Construction	\$15,874	\$0	\$0	\$0	\$0	\$0	\$0	\$0	\$828	\$828	\$15,046

Project Title: Pennsylvania and Springwells Raw Water Supply Tunnel Improvements

Project Status: Project Execution - Construction

Class Lvl 1: Water

Class Lvl 2: Treatment Plants and Facilities

Class Lvl 3: General Purpose

Lookup Location: Springwells, Northeast, & Pennsylvania raw water tunnels

Project New to CIP:

- Innovation**
- WW Master Plan**
- Water Master Plan Right Sizing**
- Redundancy**
- NE WTP Repurposing**
- Linear Assets Outside of Facilities**
- Predecessor Project(s)**



Project Engineer/Manager: Nick Hoffman

Director: Tim Kuhns

Project Score

94.3

Problem Statement:

Significant structural distress in the form of cracking and ovality have been detected in the Pennsylvania, Northeast (NE) and Springwells (SPRG) raw water tunnels that deliver raw water to the Northeast and Springwells Water Treatment Plants. The extent and magnitude of the distress requires that these segments of tunnel be rehabilitated and restored to provide renewed structural integrity and reliability.

Scope of Work/Project Alternatives:

This project is being delivered using Progressive Design-Build. The scope of work generally includes supplemental remove operated vehicle (ROV) and personnel diver underwater, detailed investigations to determine the nature, magnitude and extent of total tunnel rehabilitation required. The detailed investigations are also used to collect sufficient information and data to determine the preferred design and construction approach best suited to the conditions identified. The investigation work of...

Other Important Info:

These tunnels are 80 to 100 feet below ground surface. Dewatering the tunnels for repair will create extensive stresses that must be considered. Maintaining a supply of raw water to SPRGW, NE and WWP throughout construction to meet the demands of the system must be accommodated. Specialized construction will be involved.

Project History: Portions of the Raw Water Tunnel system are approaching 100 years of service. This project is based on the recommendations of CS-1623, which is inspecting...

Project Title: Belle Isle Seawall Rehabilitation

Project Status: Active - Procurement - Design
Class Lvl 1: Water
Class Lvl 2: Treatment Plants and Facilities
Class Lvl 3: Water Works Park
Lookup Location: Belle Isle Intake
 Project New to CIP:

- Innovation**
- WW Master Plan**
- Water Master Plan Right Sizing**
- Redundancy**
- NE WTP Repurposing**
- Linear Assets Outside of Facilities**
- Predecessor Project(s)**



Aerial image of Belle Isle intake structure and lagoon.

Project Engineer/Manager: Michael Dunne

Director: Terry Daniel

Project Score

57.5

Problem Statement:

The Belle Isle intake system is the source water intake for three of the five GLWA water treatment plants. The intake is surrounded by a man-made dike system that creates a large lagoon on the northeast tip of Belle Isle. The dike system is showing signs of substantial erosion on the tip of the southern dike. Other areas on the southern dike are showing signs of erosion to a lesser degree.

Scope of Work/Project Alternatives:

This design/build project will evaluate and recommend solutions to permanently correct ongoing erosion issues and current deficiencies that may result in future dike erosion and failure. The general scope will include.

1. Installing sheet piling, tie backs, and rip rap at the tip of the lagoon.
2. Stabilize lampposts that are leaning due to erosion.
3. Install armor stone where erosion is beginning, but not yet significant.
4. Grade and dress the lagoon access road in select areas.
5. Rep...

Other Important Info:

The Belle Isle lagoon, formed by the man-made dikes, was designed to prevent frazil ice from impeding water flow into the raw water tunnels. Continued erosion of the dike system will lead to short circuiting of the intake lagoon. The design intent of the lagoon, and its benefits, will be compromised and leave the raw water intake which supplies three water treatment plants vulnerable.

Current Expenses (All figures are in \$1,000's)

"Total Costs" include costs outside of the 10 year planning window

***Design & Construction costs are inclusive of salaries where salaries are not defined**

Activity Name	Total Costs	Actual Costs	Prior FYs	FY23	FY24	5 Year Total
GLWA Salaries	\$136	\$1	\$1	\$64	\$72	\$72
Professional Services	\$0	\$0	\$0	\$0	\$0	\$0
Design/Engineering	\$1,039	\$0	\$0	\$374	\$665	\$665

Project Title: Belle Isle Intake System Rehabilitation and Improvements

Project Status: Future Planned - Ten Year CIP

Class Lvl 1: Water

Class Lvl 2: Treatment Plants and Facilities

Class Lvl 3: Water Works Park

Lookup Location: Belle Isle

Project New to CIP:

- Innovation**
- WW Master Plan**
- Water Master Plan Right Sizing**
- Redundancy**
- NE WTP Repurposing**
- Linear Assets Outside of Facilities**
- Predecessor Project(s)**



Belle Isle Intake

Project Engineer/Manager: Michael Dunne

Director: Terry Daniel

Project Score

55.8

Problem Statement:

The Belle Isle Intake structure and man-made lagoon were constructed in the 1930s. Periodic maintenance and improvements have taken place over the years to keep the building and lagoon in operating condition. As a result of recommendations from the State and CS-187 - Raw Water Condition Assessment, another project is needed. The intake system has experienced a buildup of sediment in critical areas that needs to be removed. Vegetation has grown on the dike system and needs to be removed to pr...

Scope of Work/Project Alternatives:

This CIP project will be delivered under a design-bid-build project delivery method and will generally include the following:

1. Removal of accumulated sediment in the intake building, emergency intake system, and tunnel system.
2. Electrical modernization on the intake grounds.
3. Architectural repairs to the intake building superstructure including, painting, masonry tuck-pointing, roofing, and stonework.
4. A code compliant emergency eyewash and shower.
5. Roof structure to protect the...

Other Important Info:

The intake system is the very first step in the water treatment process. A fully reliable and modern intake system is crucial in maintaining superior drinking water.

Current Expenses (All figures are in \$1,000's)

"Total Costs" include costs outside of the 10 year planning window

***Design & Construction costs are inclusive of salaries where salaries are not defined**

Activity Name	Total Costs	Actual Costs	Prior FYs	FY23	FY24	FY25	FY26	FY27	FY28	5 Year Total	FY29-33
GLWA Salaries	\$235	\$0	\$0	\$0	\$0	\$0	\$0	\$0	\$59	\$59	\$176
Professional Services	\$0	\$0	\$0	\$0	\$0	\$0	\$0	\$0	\$0	\$0	\$0
Design & Construction Assistance	\$1,987	\$0	\$0	\$0	\$0	\$0	\$0	\$0	\$653	\$653	\$1,334

Project Title: System Electrical Power Improvements

Project Status: Active - Pre-Procurement
- Design

Class Lvl 1: Water

Class Lvl 2: Treatment Plants and Facilities

Class Lvl 3: General Purpose

Lookup Location: Multiple Counties

Project New to CIP:

- Innovation**
- WW Master Plan**
- Water Master Plan Right Sizing**
- Redundancy**
- NE WTP Repurposing**
- Linear Assets Outside of Facilities**
- Predecessor Project(s)**



Project Engineer/Manager: Eric Griffin

Director: Tim Kuhns

Project Score

77.1

Problem Statement:

Electrical power redundancy and reliability is critically important for the successful operation of the sewage pumping stations, especially during storm events. Storm events and performance of certain sewage pumping stations during the summer of 2021 require that GLWA review the firm and total installed capacities of pumping units, the redundancy and reliability of power supplies, electrical switchgear configurations, and backup power generation capabilities at its sewage pumping stations. Defi...

Scope of Work/Project Alternatives:

Conduct a condition assessment and needs assessment of the primary and secondary electrical systems at all GLWA's sewage pumping stations to include.

- 1.Primary power feeds
- 2.Electrical system configuration
- 3.Electrical switchgear, motor control centers, VFDs.
- 4.Motor controls
- 5.Medium-voltage power system
- 6.Onsite backup power generation and distribution
- 7.Other electrical power, distribution and controls that impact the redundancy and reliability of the pumping units

Once the n...

Other Important Info:

N/A

Current Expenses (All figures are in \$1,000's)

"Total Costs" include costs outside of the 10 year planning window

***Design & Construction costs are inclusive of salaries where salaries are not defined**

Activity Name	Total Costs	Actual Costs	Prior FYs	FY23	FY24	FY25	5 Year Total
GLWA Salaries	\$102	\$0	\$0	\$14	\$58	\$29	\$87
Design/Engineering	\$3,908	\$0	\$0	\$554	\$2,228	\$1,126	\$3,354

Project Title: Water Works Park to Northeast Transmission Main

Project Status: Project Execution - Construction
Class Lvl 1: Water
Class Lvl 2: Field Services
Class Lvl 3: Transmission System
Lookup Location: WWP to NE WTP
 Project New to CIP:

- Innovation**
- WW Master Plan**
- Water Master Plan Right Sizing**
- Redundancy**
- NE WTP Repurposing**
- Linear Assets Outside of Facilities**
- Predecessor Project(s)**



Project Engineer/Manager: Corey Brech

Director: Tim Kuhns

Project Score

76.8

Problem Statement:

The 2015 GLWA Water Master Plan (WMP) update indicated that the regional system has significant excess capacity for water treatment compared to projected water demands. The analysis indicated that for average day demand conditions, the five WTPs typically operate between 23 percent to 35 percent of the rated treatment capacity and for maximum day demand conditions typically operate between 38 percent to 67 percent of the treatment rated capacity. To address this the WMP update recommended reduc...

Scope of Work/Project Alternatives:

This project includes three separate construction phases for the completion of the overall water transmission system from Water Works Park to Northeast:

- (1) Phase 1 - Construction of 84-inch yard piping and a Flow Control Facility at the Northeast site.
- (2) Phase 2 - Construction of 4 miles of 81-inch water transmission main (WTM) from the Northeast site to I-94.
- (3) Phase 3 - Construction of 6,000 feet of 60-inch/69-inch WTM along Hurlbut from I-94 to the intersection of Hurlbut/Sylvester.

Other Important Info:

Challenges: Construction of large diameter WTM in the road ROW north of I-94 and along Hurlbut south of I-94.
 This project was recommended as part of the 2015 Water Master Plan Update to align treatment capacity with decreasing water demands.

Project Title: Water Works Park to Northeast Transmission Main

Current Expenses (All figures are in \$1,000's)
"Total Costs" include costs outside of the 10 year planning window
***Design & Construction costs are inclusive of salaries where salaries are not defined**

Activity Name	Total Costs	Actual Costs	Prior FYs	FY23	FY24	FY25	FY26	FY27	FY28	5 Year Total	FY29-33
GLWA Salaries	\$3,486	\$1,121	\$1,113	\$103	\$144	\$144	\$144	\$144	\$144	\$721	\$721
Professional Services	\$19	\$19	\$19	\$0	\$0	\$0	\$0	\$0	\$0	\$0	\$0
Professional Services (CS-272)	\$13	\$0	\$0	\$13	\$0	\$0	\$0	\$0	\$0	\$0	\$0
Design/Engineering (CS-152)	\$4,448	\$4,448	\$4,361	\$86	\$0	\$0	\$0	\$0	\$0	\$0	\$0
Phase #1 (1803258)	\$24,594	\$25,586	\$25,384	(\$790)	\$0	\$0	\$0	\$0	\$0	\$0	\$0
Design-Build Phase #2 (1904254)	\$8,259	\$4,659	\$3,338	\$1,949	\$0	\$0	\$0	\$0	\$0	\$0	\$0
Design-Build Phase #3	\$235,262	\$0	\$0	\$0	\$0	\$0	\$0	\$0	\$0	\$0	\$0
Design-Build Phase #4 (2003102)	\$18,750	\$1,168	\$741	\$427	\$0	\$0	\$0	\$0	\$0	\$0	\$0

Project Title: 96-inch Water Transmission Main Relocation and Isolation Valve Installations

Project Status: Project Execution - Construction
Class Lvl 1: Water
Class Lvl 2: Field Services
Class Lvl 3: Transmission System
Lookup Location: Imlay Station to North Service Center
 Project New to CIP:

- Innovation**
- WW Master Plan**
- Water Master Plan Right Sizing**
- Redundancy**
- NE WTP Repurposing**
- Linear Assets Outside of Facilities**
- Predecessor Project(s)**



Project Engineer/Manager: Corey Brech

Director: Tim Kuhns

Project Score

77.5

Problem Statement:

This project is critical to providing isolation and redundancy to Lake Huron WTP supply, while protecting the water supply from potential contamination at the former G&H Industrial Landfill site. The project includes relocation around existing superfund landfill and addition of isolation valves along the 96-inch water transmission main.

Scope of Work/Project Alternatives:

Relocate 2.5 miles of 96-inch transmission main currently located in an EPA NPL landfill, a portion of which is submerged in landfill leachate. Relocation includes crossing the Clinton River, coordination with various authorities having jurisdiction and easement acquisition. The isolation valve installation portion of the project provides the ability to isolate segments of the 96-inch main between Imlay Station and North Service Center for maintenance while maintaining customer expected level o...

Other Important Info:

Challenges: Shutdown, continued customer service, isolation valve installations while maintaining the Lake Huron WTP supply to Rochester Station. Property acquisition will be required for the chesterfield temporary booster station and East Pond Creek discharge facility for relocation around the landfill.

Project Title: 96-inch Water Transmission Main Relocation and Isolation Valve Installations

Current Expenses (All figures are in \$1,000's)

“Total Costs” include costs outside of the 10 year planning window

***Design & Construction costs are inclusive of salaries where salaries are not defined**

Activity Name	Total Costs	Actual Costs	Prior FYs	FY23	FY24	FY25	FY26	FY27	FY28	5 Year Total	FY29-33
GLWA Salaries	\$2,658	\$427	\$398	\$274	\$372	\$371	\$371	\$371	\$372	\$1,855	\$131
Professional Services	\$6	\$6	\$6	\$0	\$0	\$0	\$0	\$0	\$0	\$0	\$0
Professional Services (CS-272)	\$227	\$1	\$0	\$227	\$0	\$0	\$0	\$0	\$0	\$0	\$0
Design/Engineering (1900741)	\$31,510	\$14,448	\$13,063	\$3,263	\$2,841	\$2,833	\$2,833	\$2,833	\$2,841	\$14,182	\$1,001
Design/Engineering (CS-165)	\$1,687	\$1,687	\$1,687	\$0	\$0	\$0	\$0	\$0	\$0	\$0	\$0
Design/Engineering (MISC - Route Study)	\$0	\$0	\$0	\$0	\$0	\$0	\$0	\$0	\$0	\$0	\$0
Construction (Build) # 1	\$232,527	\$6,382	\$1,067	\$36,851	\$82,005	\$55,112	\$17,332	\$17,332	\$19,741	\$191,523	\$3,086

Project Title: Schoolcraft Road Water Transmission Main

Project Status: Project Execution - Construction
Class Lvl 1: Water
Class Lvl 2: Field Services
Class Lvl 3: Transmission System
Lookup Location: Schoolcraft water main
 Project New to CIP:

- Innovation**
- WW Master Plan**
- Water Master Plan Right Sizing**
- Redundancy**
- NE WTP Repurposing**
- Linear Assets Outside of Facilities**
- Predecessor Project(s)**



Project Engineer/Manager: Nick Hoffman

Director: Tim Kuhns

Project Score

54.7

Problem Statement:

Currently there is an existing 48-inch water transmission main on West Bound Schoolcraft Road. This existing PCCP transmission main was manufactured by Interpace Corporation which has a long-documented history of PCCP failures due to manufacturing means and methods associated with the pre-stressed wires. Due to excessive breaks over the years and the downstream effect on customers, this project will improve the transmission system reliability and redundancy by installing a new 48-inch water tra...

Scope of Work/Project Alternatives:

Design and Construction of approximately 12,000 linear feet of new PCCP or Carbon Steel 48-inch water transmission main along Eastbound Schoolcraft service drive between Middlebelt and Beech Daly. Including isolation valves, blowoff's, valve vaults, manhole entrances and related appurtenances. Upon completion and tie-in of the new Eastbound Schoolcraft transmission main the existing will be abandoned in place.

Other Important Info:

Designed under CS-1488 by Somat Engineering

Project Title: Schoolcraft Road Water Transmission Main

Current Expenses (All figures are in \$1,000's)

“Total Costs” include costs outside of the 10 year planning window

*Design & Construction costs are inclusive of salaries where salaries are not defined

Activity Name	Total Costs	Actual Costs	Prior FYs	FY23	FY24	FY25	FY26	FY27	FY28	5 Year Total	FY29-33
GLWA Salaries	\$753	\$782	\$758	(\$5)	\$0	\$0	\$0	\$0	\$0	\$0	\$0
Professional Services	\$144	\$144	\$144	\$0	\$0	\$0	\$0	\$0	\$0	\$0	\$0
Design & Construction Assistance # 1 (CS-1488, CS-259)	\$651	\$571	\$552	\$99	\$0	\$0	\$0	\$0	\$0	\$0	\$0
Design/Engineering (CS-1488 - to be moved to CS-259)	\$35	\$35	\$35	\$0	\$0	\$0	\$0	\$0	\$0	\$0	\$0
Construction (Build) # 1 (1804129)	\$12,632	\$12,632	\$12,632	\$0	\$0	\$0	\$0	\$0	\$0	\$0	\$0
Construction (Phase #2)	\$612	\$612	\$612	\$0	\$0	\$0	\$0	\$0	\$0	\$0	\$0
Construction (2201870)	\$3,266	\$2,164	\$0	\$3,266	\$0	\$0	\$0	\$0	\$0	\$0	\$0

Project Title: Wick Road Water Transmission Main

Project Status: Project Execution - Construction

Class Lvl 1: Water

Class Lvl 2: Field Services

Class Lvl 3: Transmission System

Lookup Location: Romulus

Project New to CIP:

- Innovation**
- WW Master Plan**
- Water Master Plan Right Sizing**
- Redundancy**
- NE WTP Repurposing**
- Linear Assets Outside of Facilities**
- Predecessor Project(s)**



Project Engineer/Manager: Nick Hoffman

Director: Tim Kuhns

Project Score

62.9

Problem Statement:

Existing water main from Wick Station to Ypsilanti station has a history of excessive breaks. Additionally, the main is the only primary connection between the two facilities with multiple community Master Meters along its alignment. A break in this line is disruptive to several communities depending on the failure location. The purpose of this is to improve the transmission system reliability/redundancy by means of constructing a parallel 48-inch water main along Wick Road.

Scope of Work/Project Alternatives:

Design and Construction of the new 48-inch transmission main along Westbound Wick Road in Romulus, MI including isolation valves and interconnects that will tie-in with the existing main along the alignment. Completion of this project will alleviate pressures and potential transients between the two mains, as well as increase reliability/redundancies in the general area.

Other Important Info:

N.A.

Project Title: Wick Road Water Transmission Main

Current Expenses (All figures are in \$1,000's)
"Total Costs" include costs outside of the 10 year planning window
***Design & Construction costs are inclusive of salaries where salaries are not defined**

Activity Name	Total Costs	Actual Costs	Prior FYs	FY23	FY24	FY25	FY26	FY27	FY28	5 Year Total	FY29-33
GLWA Salaries	\$240	\$203	\$198	\$42	\$0	\$0	\$0	\$0	\$0	\$0	\$0
Professional Services	\$1,006	\$1,000	\$945	\$61	\$0	\$0	\$0	\$0	\$0	\$0	\$0
Design/Engineering (CS-259)	\$977	\$930	\$857	\$120	\$0	\$0	\$0	\$0	\$0	\$0	\$0
Design/Engineering (CS-1488)	\$247	\$247	\$247	\$0	\$0	\$0	\$0	\$0	\$0	\$0	\$0
Construction (Build) # 1 (CON-306, 1803621)	\$23,065	\$21,655	\$19,994	\$3,071	\$0	\$0	\$0	\$0	\$0	\$0	\$0
Construction (MISC CSX)	\$286	\$286	\$266	\$20	\$0	\$0	\$0	\$0	\$0	\$0	\$0

Project Title: Merriman Road Water Transmission Main Loop

Project Status: Future Planned - Ten Year CIP

Class Lvl 1: Water

Class Lvl 2: Field Services

Class Lvl 3: Transmission System

Lookup Location: Merriman Rd, Marquette Rd to Lower Rouge River

Project New to CIP:

- Innovation**
- WW Master Plan**
- Water Master Plan Right Sizing**
- Redundancy**
- NE WTP Repurposing**
- Linear Assets Outside of Facilities**
- Predecessor Project(s)**



Construction on Merriman Rd.

Project Engineer/Manager: Jacob Mangum

Director: Tim Kuhns

Project Score

76.8

Problem Statement:

Currently, several member partners (served by master meters WL-08, WL-03, WL-01, WL-12, WY-01, RS-01, GC-03) are fed by a single 36-inch water transmission main along Michigan Avenue. Construction of this proposed Merriman Road transmission main will provide a second feed to these customers and therefore provide redundancy. In addition, construction of this proposed Merriman Road transmission main improves and reinforces water service delivery to the point where the Michigan Avenue Booster Pump...

Scope of Work/Project Alternatives:

This project includes design and construction services associated with the installation of 2 miles of new 30-inch transmission main along Merriman Road between Lower Rouge River and Marquette Road. Alternatives evaluated included new main on either:

1. Hannon Road (rejected because of its poor route relative to other options)
2. Newburgh Road (rejected because it is not technically feasible as it will not meet contract pressures).
3. Merriman Road (accepted because it is superior in its tran...

Other Important Info:

None

Project Title: Park-Merriman Road Water Transmission Main

Project Status: Project Execution - Construction
Class Lvl 1: Water
Class Lvl 2: Field Services
Class Lvl 3: Transmission System
Lookup Location: Venoy Road to Merriman Road to Michigan Ave. Booster Station.
 Project New to CIP:

- Innovation**
- WW Master Plan**
- Water Master Plan Right Sizing**
- Redundancy**
- NE WTP Repurposing**
- Linear Assets Outside of Facilities**
- Predecessor Project(s)**



Updated photo

Project Engineer/Manager: Peter Fromm

Director: Tim Kuhns

Project Score

44.1

Problem Statement:

Currently, most of the wholesale master meters serving the cities of Wayne and Westland are fed off a single, "dead-end" transmission main, which provides no redundancy in service. Additionally, Wayne, Westland and Inkster have deduct wholesale meters that are fed off the single, "dead-end" transmission main. Construction of this new 24-inch water main will create a loop for these member partners and thereby eliminate the single, "dead-end" main. Direct meter connections will be made to the new...

Scope of Work/Project Alternatives:

This CIP project is being delivered under a design-bid-build project delivery method and generally includes the following scope of work:

1. Construction of 7,000 linear feet of 24-inch diameter ductile iron water transmission main, which includes 2 directional drills to install this main under the lower Rouge River, and 1 jack-and-bore to install this main under Michigan Avenue.
2. Constructing two new wholesale master meters and associated vaults for the city of Wayne.
3. Associated park im...

Other Important Info:

Challenges: Shutdowns to connect the two new meters with the City of Wayne. The water pressure during these two shutdowns will be reducers and coordination will need to take place with the City of Wayne, their residents and local businesses.

Project Title: Park-Merriman Road Water Transmission Main

Current Expenses (All figures are in \$1,000's)

“Total Costs” include costs outside of the 10 year planning window

***Design & Construction costs are inclusive of salaries where salaries are not defined**

Activity Name	Total Costs	Actual Costs	Prior FYs	FY23	FY24	FY25	FY26	FY27	FY28	5 Year Total	FY29-33
GLWA Salaries	\$258	\$257	\$257	\$1	\$0	\$0	\$0	\$0	\$0	\$0	\$0
Professional Services	\$117	\$107	\$101	\$16	\$0	\$0	\$0	\$0	\$0	\$0	\$0
Contractual Professional Services (Water I&E)	\$1,207	\$1,207	\$1,207	\$0	\$0	\$0	\$0	\$0	\$0	\$0	\$0
Design & Construction Assistance # 1 (CS-259, CS-1488)	\$330	\$281	\$279	\$51	\$0	\$0	\$0	\$0	\$0	\$0	\$0
Design/Engineering (CS-1488)	\$253	\$253	\$253	\$0	\$0	\$0	\$0	\$0	\$0	\$0	\$0
Construction (Build) # 1 (1802775)	\$7,121	\$6,349	\$6,272	\$850	\$0	\$0	\$0	\$0	\$0	\$0	\$0

Project Title: 14 Mile Transmission Main Loop

Project Status: Project Execution - Construction

Class Lvl 1: Water

Class Lvl 2: Field Services

Class Lvl 3: Transmission System

Lookup Location: 8 Mile Rd/ I-275 to 14 Mile Rd/ Haggerty PS

Project New to CIP:

- Innovation**
- WW Master Plan**
- Water Master Plan Right Sizing**
- Redundancy**
- NE WTP Repurposing**
- Linear Assets Outside of Facilities**
- Predecessor Project(s)**



14 Mile Loop Project Location

Project Engineer/Manager: Vittoria Hogue

Director: Tim Kuhns

Project Score

76

Problem Statement:

The 14 Mile Transmission Main that currently serves West Bloomfield Township, Farmington Hills, Commerce Township, Novi, Walled Lake, and Wixom is a single feed transmission system. If a disruption to service were to occur on this transmission main, many of the users along this main would experience a complete loss of pressure and flow. This project would provide a transmission main loop to the 14 Mile system to increase redundancy on this branch of the system.

Scope of Work/Project Alternatives:

Install approximately 8 Miles of 54-inch transmission main from 8 Mile Road to 14 Mile Road. It also includes construction of approximately 1 mile of new 24-inch parallel transmission main along 14 Mile from M-5 to west of Decker Road to reinforce the 14 Mile Transmission System.

The work will also include connections to the yard piping and reservoir fill line at the Haggerty Booster Station as well as control valves to regulate flows to and from the 14 Mile transmission main.

Other Important Info:

Project History: The 2015 Water Master Plan Update included a recommendation to evaluate options along this branch of the system to increase redundancy. Since that recommendation, GLWA Water Supply Operations Engineering performed a hydraulic analysis of redundancy alternatives for the 14 Mile Transmission System. The results of the hydraulic analysis was presented at the May 15, 2017 and September 19, 2017 Analytical Work Group Meetings and based on the discussion at these meetings, the Hagger...

Project Title: 14 Mile Transmission Main Loop

Current Expenses (All figures are in \$1,000's)

“Total Costs” include costs outside of the 10 year planning window

*Design & Construction costs are inclusive of salaries where salaries are not defined

Activity Name	Total Costs	Actual Costs	Prior FYs	FY23	FY24	FY25	FY26	FY27	FY28	5 Year Total	FY29-33
GLWA Salaries	\$1,714	\$872	\$860	\$477	\$377	\$0	\$0	\$0	\$0	\$377	\$0
Design & Construction Assistance # 1 (1802448)	\$9,883	\$7,402	\$6,888	\$1,884	\$1,110	\$0	\$0	\$0	\$0	\$1,110	\$0
Construction (Build) # 1 (1803258)	\$0	\$0	\$0	\$0	\$0	\$0	\$0	\$0	\$0	\$0	\$0
Construction (Build) # 2	\$0	\$0	\$0	\$0	\$0	\$0	\$0	\$0	\$0	\$0	\$0
Construction Phase #3 (1903312)	\$6,567	\$6,751	\$5,841	\$726	\$0	\$0	\$0	\$0	\$0	\$0	\$0
Construction Materials (2002038)	\$691	\$691	\$691	\$0	\$0	\$0	\$0	\$0	\$0	\$0	\$0
Construction (2004456)	\$92,469	\$28,300	\$14,034	\$53,453	\$24,981	\$0	\$0	\$0	\$0	\$24,981	\$0
Construction Materials (2002047)	\$284	\$284	\$284	\$0	\$0	\$0	\$0	\$0	\$0	\$0	\$0
Construction Materials (2002048)	\$1,178	\$82	\$82	\$537	\$559	\$0	\$0	\$0	\$0	\$559	\$0

Project Title: Downriver Transmission Main Loop

Project Status: Project Execution - Design

Class Lvl 1: Water

Class Lvl 2: Field Services

Class Lvl 3: Transmission System

Lookup Location: Will be located on Inkster between Wick and Pennsylvania Road; on Allen Road/Dixie Highway between Pennsylvania Rd. and Ready Rd; and also at Electric Avenue.

Project New to CIP:

- Innovation**
- WW Master Plan**
- Water Master Plan Right Sizing**
- Redundancy**
- NE WTP Repurposing**
- Linear Assets Outside of Facilities**
- Predecessor Project(s)**



Project Engineer/Manager: Vittoria Hogue

Director: Tim Kuhns

Project Score

76

Problem Statement:

The Downriver Transmission Main that currently serves Brownstown, Riverview, Woodhaven, Trenton, Flat Rock, Gibraltar, Rockwood, South Rockwood, Berlin Township, and Grosse Isle is a single feed transmission system. If a disruption to service were to occur on this transmission main, many of the users along this main would experience a complete loss of pressure and flow. The number of users experiencing pressure loss would depend on the location of the break. This project would provide a transmi...

Scope of Work/Project Alternatives:

This project will be delivered using a design-bid-build project delivery method. The scope of work generally includes: installing approximately 4 miles of 16-inch transmission main and 5 mile of 24-inch transmission main paralleling the existing Allen Road/Dixie Highway transmission main and 4 miles of 30-inch transmission main along Inkster road between Wick and Pennsylvania road. This will provide redundancy to the Downriver communities of Brownstown, Riverview, Woodhaven, Trenton, Flat Rock,...

Other Important Info:

Completion of the Downriver Transmission main loop was predicated on acquiring ownership of a portion of 24-inch transmission main owned but not used by the City of Trenton. The acquisition of this Trenton main has been completed.

Project History: The 2015 Water Master Plan Update included a recommendation to evaluate options along this branch of the system to increase redundancy. GLWA Water Supply Operations Engineering performed a hydraulic analysis of redundancy alternatives. The results...

Project Title: Downriver Transmission Main Loop

Current Expenses (All figures are in \$1,000's)

“Total Costs” include costs outside of the 10 year planning window

*Design & Construction costs are inclusive of salaries where salaries are not defined

Activity Name	Total Costs	Actual Costs	Prior FYs	FY23	FY24	FY25	FY26	FY27	FY28	5 Year Total	FY29-33
GLWA Salaries	\$607	\$97	\$97	\$48	\$71	\$71	\$71	\$71	\$71	\$356	\$107
Professional Services	\$0	\$0	\$0	\$0	\$0	\$0	\$0	\$0	\$0	\$0	\$0
Design & Construction Assistance # 1 (1803942)	\$4,645	\$2,414	\$2,354	\$510	\$148	\$297	\$297	\$297	\$297	\$1,335	\$446
Construction (Build) # 1	\$61,300	\$0	\$0	\$0	\$5,090	\$10,207	\$10,207	\$10,207	\$10,235	\$45,947	\$15,353

Project Title: 7 Mile/Nevada Transmission Main Rehab and Carrie/Nevada Flow Control Station

Project Status: Project Execution - Design
Class Lvl 1: Water
Class Lvl 2: Field Services
Class Lvl 3: Transmission System
Lookup Location: City of Detroit
 Project New to CIP:

- Innovation
- WW Master Plan
- Water Master Plan Right Sizing
- Redundancy
- NE WTP Repurposing
- Linear Assets Outside of Facilities
- Predecessor Project(s)



Project Engineer/Manager: Nick Hoffman

Director: Tim Kuhns

Project Score

81.2

Problem Statement:

The primary driver of this project is to provide back up water service from Springwells WTP to the Water Works and Northeast Service Areas in case of loss of service to the Water Works Park WTP or Northeast WTP.

The secondary driver to this project is to support Northeast WTP repurposing by providing a second finished water supply main to the Northeast site to support maximum day demands for the Northeast service area, which can be as high as 190 MGD. With the planned decommissioning of treatm...

Scope of Work/Project Alternatives:

Project includes inspection and rehab of the 7 Mile/Nevada Transmission Main and construction of a new flow control station at Carrie/Nevada.

Other Important Info:

This project highlights the need to reinforce the transmission system in order to provide service reliably during existing conditions and after treatment is decommissioned at the Northeast WTP. This project would be completed regardless of whether the Northeast WTP treatment is decommissioned.

Current Expenses (All figures are in \$1,000's)

“Total Costs” include costs outside of the 10 year planning window

*Design & Construction costs are inclusive of salaries where salaries are not defined

Activity Name	Total Costs	Actual Costs	Prior FYs	FY23	FY24	FY25	FY26	FY27	FY28	5 Year Total	FY29-33
GLWA Salaries	\$589	\$33	\$30	\$53	\$75	\$75	\$75	\$75	\$75	\$377	\$130
Professional Services	\$0	\$0	\$0	\$0	\$0	\$0	\$0	\$0	\$0	\$0	\$0
Design/Engineering #2	\$86	\$8	\$8	\$34	\$43	\$0	\$0	\$0	\$0	\$43	\$0
Design/Engineering #1	\$65,689	\$7,136	\$6,009	\$3,885	\$3,271	\$4,985	\$10,053	\$10,053	\$10,081	\$38,443	\$17,352

Project Title: Jefferson Main Replacement Project

Project Status: Project Execution - Design

Class Lvl 1: Water

Class Lvl 2: Field Services

Class Lvl 3: Transmission System

Lookup Location: City of Detroit

Project New to CIP:

- Innovation**
- WW Master Plan**
- Water Master Plan Right Sizing**
- Redundancy**
- NE WTP Repurposing**
- Linear Assets Outside of Facilities**
- Predecessor Project(s)**



Project Engineer/Manager: Timothy Kuhns

Director: Tim Kuhns

Project Score

37.2

Problem Statement:

The City of Detroit is planning on performing a complete reconstruction of Jefferson Avenue from I-375 to Alter Street in 2023. The existing GLWA 48-inch cast iron transmission main that is within Jefferson Avenue from Water Works Park to I-375 was constructed in 1915 and is beyond its service life. Given that Jefferson Avenue will be reconstructed, GLWA would like to replace the 48-inch Jefferson Main at the same time as Jefferson Avenue is being reconstructed. Replacing the Jefferson Main now...

Scope of Work/Project Alternatives:

Scope of work for this project involves replacement of approximately 17,650 linear feet of 48-inch transmission main within Jefferson Avenue from Water Works Park to I-375.

Other Important Info:

This work will be included with the overall Jefferson Avenue Streetscape project. GLWA will cost share for their portion of the work associated with the 48-inch transmission main replacement.

Current Expenses (All figures are in \$1,000's)

"Total Costs" include costs outside of the 10 year planning window

***Design & Construction costs are inclusive of salaries where salaries are not defined**

Activity Name	Total Costs	Actual Costs	Prior FYs	FY23	FY24	FY25	FY26	FY27	5 Year Total
GLWA Salaries	\$368	\$0	\$0	\$2	\$0	\$183	\$183	\$0	\$366
Design/Engineering	\$3,481	\$0	\$0	\$336	\$0	\$1,572	\$1,572	\$0	\$3,145
Construction	\$36,287	\$0	\$0	\$0	\$0	\$18,144	\$18,144	\$0	\$36,287

Project Title: Energy Management: Freeze Protection Pump Installation at Imlay Pump Station

Project Status: Project Execution - Design
Class Lvl 1: Water
Class Lvl 2: Systems Control Center
Class Lvl 3: Pump Station/Reservoir
Lookup Location: Imlay Pumping Station
 Project New to CIP:

- Innovation**
- WW Master Plan**
- Water Master Plan Right Sizing**
- Redundancy**
- NE WTP Repurposing**
- Linear Assets Outside of Facilities**
- Predecessor Project(s)**



Project Engineer/Manager: Vittoria Hogue

Director: Tim Kuhns

Project Score

35.1

Problem Statement:

This CIP project will address two principle needs. The first is to replace an existing large pumping unit with a smaller pumping unit for the purpose of recirculating finished water inside the station's reservoir. Recirculation of reservoir water is required during the low-demand season to maintain water quality. Recirculation of reservoir water using a smaller suitability sized pumping unit will reduce operating complexity and the possibility for damage to the larger pump units. The second nee...

Scope of Work/Project Alternatives:

This project is being delivered using a design-build project delivery method. The scope of work generally includes replacing one of Imlay Station's 75 MGD pump's and 6,000 HP motor with a smaller 22.5 MGD pump with 1,100 HP motor. The associated VFD, valves, piping and appurtenances will also be removed and replaced to accommodate the new smaller pump. VHN 7/29/2021

Other Important Info:

N/A

Current Expenses (All figures are in \$1,000's)

"Total Costs" include costs outside of the 10 year planning window

***Design & Construction costs are inclusive of salaries where salaries are not defined**

Activity Name	Total Costs	Actual Costs	Prior FYs	FY23	FY24	FY25	FY26	FY27	FY28	5 Year Total	FY29-33
GLWA Salaries	\$212	\$197	\$194	\$15	\$3	\$0	\$0	\$0	\$0	\$3	\$0
Professional Services	\$0	\$0	\$0	\$0	\$0	\$0	\$0	\$0	\$0	\$0	\$0
Design-Build # 1 (1900516)	\$5,534	\$1,125	\$911	\$3,724	\$899	\$0	\$0	\$0	\$0	\$899	\$0

Project Title: West Service Center Pumping Station - Reservoir, Reservoir Pumping, and Division Valve Upgrades

Project Status: Project Execution - Construction
Class Lvl 1: Water
Class Lvl 2: Systems Control Center
Class Lvl 3: Pump Station/Reservoir
Lookup Location: West Service Center
 Project New to CIP:

- Innovation**
- WW Master Plan**
- Water Master Plan Right Sizing**
- Redundancy**
- NE WTP Repurposing**
- Linear Assets Outside of Facilities**
- Predecessor Project(s)**



Project Engineer/Manager: Mike Garrett

Director: Tim Kuhns

Project Score

62.6

Problem Statement:

Construction of West Service Center Division Valves is needed to convey flows originating from the Lake Huron Water Treatment Plant through the West Service Center to the Springwells high-pressure service area while the Springwells raw water tunnel is out of service for repairs. The existing reservoirs at the West Service Center are in poor condition and continue to require periodic structural repairs despite numerous previous repairs. Additionally, half of the existing reservoir pumps experien...

Scope of Work/Project Alternatives:

This project is being delivered using a design-build project delivery method. The scope of work generally involves:

1. Rehabilitating Valve Vaults #1, #4, and #7.
2. Demolishing existing Valve Vault #3.
3. Constructing a new Valve Vault #3 containing a new 30-inch cone valve.
4. Demolishing two existing 10 MG reservoirs and the associated Reservoir Pump Houses #1 and #2, with associated yard piping.
5. Constructing two new 5 MG reservoirs.
6. Constructing a new Reservoir Pump House, incl...

Other Important Info:

Challenges: Water storage capacity and reservoir pumping capacity need to be maintained during construction. Sequence of construction and meeting system demands will need to be coordinated with operations. Construction of the new reservoirs is subject to the city of Southfield's zoning ordinances especially related to the height of the reservoirs.

Project Title: Ypsilanti Booster Pumping Station Improvements

Project Status: Project Execution - Design

Class Lvl 1: Water

Class Lvl 2: Systems Control Center

Class Lvl 3: Pump Station/Reservoir

Lookup Location: Water Plants & Booster Pump Stations

Project New to CIP:

- Innovation**
- WW Master Plan**
- Water Master Plan Right Sizing**
- Redundancy**
- NE WTP Repurposing**
- Linear Assets Outside of Facilities**
- Predecessor Project(s)**



Existing Ypsi station

Project Engineer/Manager: Jorge Nicolas

Director: Tim Kuhns

Project Score

47.6

Problem Statement:

The Ypsilanti Booster Pumping Station does not have backup power generation and needs it in the event of a power loss so that system pressure loss is avoided during these conditions. The entire station and its pumping and electrical system equipment are original to the facility and are past their useful service life. The existing electrical system requires substantial maintenance to keep it in service. The existing pumps and motors are in poor condition and require cumbersome maintenance to...

Scope of Work/Project Alternatives:

This project is being delivered using a design-bid-build project delivery method. The scope of work generally includes building a new booster pumping station that meets current water system demands, current building and electrical codes, and best industry practices for water pumping station design, operation and maintenance. The new station will be equipped with all new pumps, motors, drives, electrical switchgear, power distribution system, building mechanical, station passive bypass, and elec...

Other Important Info:

Impact to member partners

Project Title: Ypsilanti Booster Pumping Station Improvements

Current Expenses (All figures are in \$1,000's)

“Total Costs” include costs outside of the 10 year planning window

***Design & Construction costs are inclusive of salaries where salaries are not defined**

Activity Name	Total Costs	Actual Costs	Prior FYs	FY23	FY24	FY25	FY26	FY27	FY28	5 Year Total	FY29-33
GLWA Salaries	\$391	\$81	\$77	\$8	\$5	\$1	\$0	\$0	\$0	\$6	\$81
Professional Services	\$0	\$0	\$0	\$0	\$0	\$0	\$0	\$0	\$0	\$0	\$0
Design/Engineering (CS-267)	\$3,684	\$535	\$492	\$503	\$696	\$116	\$0	\$0	\$0	\$812	\$505
Design/Engineering (CS-052)	\$89	\$89	\$89	\$0	\$0	\$0	\$0	\$0	\$0	\$0	\$0
Design/Engineering (1902063)	\$15	\$1	\$1	\$0	\$0	\$0	\$0	\$0	\$0	\$0	\$9
Construction (Build) #1	\$36,195	\$0	\$0	\$0	\$0	\$0	\$0	\$0	\$0	\$0	\$9,734
Construction Property Acquisition	\$1,596	\$1,596	\$0	\$1,596	\$0	\$0	\$0	\$0	\$0	\$0	\$0

Project Title: Adams Road Pumping Station Improvements

Project Status: Future Planned - Ten Year CIP

Class Lvl 1: Water

Class Lvl 2: Systems Control Center

Class Lvl 3: Pump Station/Reservoir

Lookup Location: Adams Road BPS

Project New to CIP:

- Innovation**
- WW Master Plan**
- Water Master Plan Right Sizing**
- Redundancy**
- NE WTP Repurposing**
- Linear Assets Outside of Facilities**
- Predecessor Project(s)**



Project Engineer/Manager: Peter Fromm

Director: Tim Kuhns

Project Score

97.8

Problem Statement:

Adams Road booster pumping station was constructed in 1971 and is nearing the end of its service life. Recent condition assessment of the station indicates that there are several needs at the site that need to be addressed due to aging infrastructure. Improvements required at the site include site drive improvements, site valve replacements, building sump replacement, site drain PS replacement, structural improvements, pumping system improvements, flow metering improvements, bypass upgrades, in...

Scope of Work/Project Alternatives:

This project will be delivered using a design-bid-build project delivery method. The scope of work generally includes reconstructing a new pumping station next to the existing on the current site. The new station will be designed to current building and electrical codes, industry standards, and best practices for operation and maintenance of pumping stations.

Other Important Info:

N/A

Project Title: North Service Center Pumping Station Improvements

Project Status: Active - Procurement - Design
Class Lvl 1: Water
Class Lvl 2: Systems Control Center
Class Lvl 3: Pump Station/Reservoir
Lookup Location: North Service Center
 Project New to CIP:

- Innovation**
- WW Master Plan**
- Water Master Plan Right Sizing**
- Redundancy**
- NE WTP Repurposing**
- Linear Assets Outside of Facilities**
- Predecessor Project(s)**



Project Engineer/Manager: Mike Garrett

Director: Tim Kuhns

Project Score

98.7

Problem Statement:

The North Service Center was constructed in 1962 and is nearing the end of its service life.

Recent condition assessment of the station indicates that there are several needs that need to be addressed. Improvements include site drive improvements, valve replacements, septic tank and well field replacement, electric room improvements, building structure improvements, line and reservoir pump upgrades, interior valve upgrades, station piping improvements, sump pump upgrades, and various electr...

Scope of Work/Project Alternatives:

This project includes complete reconstruction of the North Service Center Pumping Station, and replacement of two ten million gallon reservoirs.

Other Important Info:

Proposed changes focus on optimization of energy efficiency in the system by removing waste and conserving energy already input the system.

Project Title: Schoolcraft Pumping Station Improvements

Project Status: Future Planned - Ten Year CIP

Class Lvl 1: Water

Class Lvl 2: Systems Control Center

Class Lvl 3: Pump Station/Reservoir

Lookup Location: Booster Pumping Stations

Project New to CIP:

- Innovation**
- WW Master Plan**
- Water Master Plan Right Sizing**
- Redundancy**
- NE WTP Repurposing**
- Linear Assets Outside of Facilities**
- Predecessor Project(s)**



Project Engineer/Manager: Eric Kramp

Director: Tim Kuhns

Project Score

58.9

Problem Statement:

Following the Pump Station Condition Survey and Needs Assessment, significant issues were observed in the Schoolcraft Pumping Station. This needs assessment has found several significant areas of necessary improvement to the station as described in the project scope of work:

Scope of Work/Project Alternatives:

This project will be delivered using a design-bid-build project delivery method. The scope of work will generally include replacing existing pumps, motors, drives, electrical switchgear, motor control centers, valves, valve operators, yard piping, and yard valves with new infrastructure. Additionally, the underdrain system that serves the finished water reservoirs will either be rehabilitated or replaced.

Other Important Info:

This project is scheduled to begin beyond the 10 year time period.

Current Expenses (All figures are in \$1,000's)

"Total Costs" include costs outside of the 10 year planning window

***Design & Construction costs are inclusive of salaries where salaries are not defined**

Activity Name	Total Costs	Actual Costs	Prior FYs	FY23
GLWA Salaries	\$222	\$0	\$0	\$0
Professional Services	\$3,265	\$0	\$0	\$0
Design/Engineering	\$47	\$47	\$47	\$0
Design/Engineering (CS-052)	\$0	\$0	\$0	\$0
Construction	\$21,156	\$0	\$0	\$0

Project Title: Wick Road Pumping Station Improvements

Project Status: Future Planned - Ten Year CIP

Class Lvl 1: Water

Class Lvl 2: Systems Control Center

Class Lvl 3: Pump Station/Reservoir

Lookup Location: Romulus

Project New to CIP:

- Innovation**
- WW Master Plan**
- Water Master Plan Right Sizing**
- Redundancy**
- NE WTP Repurposing**
- Linear Assets Outside of Facilities**
- Predecessor Project(s)**



Project Engineer/Manager: Vittoria Hogue

Director: Tim Kuhns

Project Score

67.2

Problem Statement:

Wick Pump Station is currently oversized based on the demands, has poor valve isolation capabilities and much of its equipment which was installed in 1981 is passed its useful service life. This project's intent is to right size the station and replace valves and other aging equipment.

Scope of Work/Project Alternatives:

This project will be delivered under a design-bid-build delivery method. This project's scope of work will be rightsizing the station's pumping capacity, improving valve control and isolation, and replacing or upgrading equipment. The improvements to right size the station include replacing reservoir pumping units and installing another small line pump (jockey pump) to accommodate low flow conditions. Valve control and isolation work will involve replacing existing station valves and replacing ...

Other Important Info:

CS-052A Condition Assessment provides additional details on the scope of project.

Project Title: Franklin Pumping Station Improvements

Project Status: Future Planned - Ten Year CIP

Class Lvl 1: Water

Class Lvl 2: Systems Control Center

Class Lvl 3: Pump Station/Reservoir

Lookup Location: Franklin Pump Station

Project New to CIP:

- Innovation**
- WW Master Plan**
- Water Master Plan Right Sizing**
- Redundancy**
- NE WTP Repurposing**
- Linear Assets Outside of Facilities**
- Predecessor Project(s)**



Project Engineer/Manager: Peter Fromm

Director: Tim Kuhns

Project Score

77.7

Problem Statement:

The Franklin Booster Pumping Station was constructed in 1968 and is nearing the end of its service life.

Recent condition assessment of the station indicates that there are several needs that need to be addressed due to aging infrastructure. Improvements required at the site include site drive improvements, sanitary holding tank improvements, site valve replacements, mezzanine valve access improvements, electrical room upgrades, building structure improvements, pumping improvements, flow me...

Scope of Work/Project Alternatives:

This project includes complete reconstruction of the Franklin Booster Station.

Other Important Info:

Project will include alternatives evaluation to determine building new station versus rehabilitating existing.

Project Title: Imlay Pumping Station Improvements

Project Status: Future Planned - Ten Year CIP

Class Lvl 1: Water

Class Lvl 2: Systems Control Center

Class Lvl 3: Pump Station/Reservoir

Lookup Location: Imlay Pumping Station

Project New to CIP:

- Innovation**
- WW Master Plan**
- Water Master Plan Right Sizing**
- Redundancy**
- NE WTP Repurposing**
- Linear Assets Outside of Facilities**
- Predecessor Project(s)**



Project Engineer/Manager: Eric Kramp

Director: Tim Kuhns

Project Score

59.4

Problem Statement:

The 2018 Booster Station Condition Assessment identified several significant issues have been documented at the Imlay Booster Station. In addition to the updates to the VFD systems identified in the FY 2020 CIP. Site/civil, mechanical, and electrical improvements have been identified far in excess of the initial assessment, including the complete replacement of all outdated electrical switchgear.

It was recently documented that approximately half of the reservoir fill system is working at I...

Scope of Work/Project Alternatives:

Significant improvements to the site/civil, mechanical, and electrical systems at the Imlay Booster Station are required as follows:
 Site/Civil -- Replace crumbling retaining walls.
 Roofing rehabilitation
 Pumping -- "Right size" remaining pump and motor units based on 2015 WMPU. Rehabilitate any pumping units that are correctly sized.
 Mechanical -- Improvements to HVAC.
 Replacement or rehabilitation of all station isolation gate, butterfly valves and reservoir fill valves.
 Electrical -- Add...

Other Important Info:

VFD size is unusual in the marketplace and cooling systems are complex for the VFDs.

Project Title: Joy Road Pumping Station Improvements

Project Status: Future Planned - Ten Year CIP

Class Lvl 1: Water

Class Lvl 2: Systems Control Center

Class Lvl 3: Pump Station/Reservoir

Lookup Location: Joy Rd Water Pumping Station

Project New to CIP:

- Innovation**
- WW Master Plan**
- Water Master Plan Right Sizing**
- Redundancy**
- NE WTP Repurposing**
- Linear Assets Outside of Facilities**
- Predecessor Project(s)**



Inside Joy Road Pumping Station

Project Engineer/Manager: Jacob Mangum

Director: Tim Kuhns

Project Score

58.9

Problem Statement:

The station is undersized with limited space for maintenance and personnel access. The main walkway inside the station is built on top of the discharge header and six stairways connected to it are non-code compliant. There is not enough room to install standard stairs. The electrical room addition was partially built on top of the pump station top slab and blocks access to the reservoir fill line valves. The pump station roof hatches leak and drip onto equipment below. The discharge header is h...

Scope of Work/Project Alternatives:

Design contract will consider life-cycle costs of rehabilitating the current station versus building a new station on available land located to the south. Station improvements include:
 Existing site drive geometry needs to be improved to allow for a mobile crane or semi-trailer truck.
 Installation of a new site drain pump station next to existing
 A new electrical room addition
 The existing building structures require maintenance and repair.
 Rehabilitate the existing line and reservoir pum...

Other Important Info:

There is space on the site for building a new pump station to the south of the existing.

Project Title: SW SCADA System Upgrade

Project Status: Project Execution - Design

Class Lvl 1: Water

Class Lvl 2: Programs

Class Lvl 3: Programs

Lookup Location: Southwest Water Treatment Plant

Project New to CIP:

- Innovation**
- WW Master Plan**
- Water Master Plan Right Sizing**
- Redundancy**
- NE WTP Repurposing**
- Linear Assets Outside of Facilities**
- Predecessor Project(s)**



SW SCADA System Upgrade

Project Engineer/Manager: Jeffrey Dorsey

Director: Terry Daniel

Project Score

67.4

Problem Statement:

This project will upgrade the Southwest WTP SCADA system.

Scope of Work/Project Alternatives:

The upgrade of network devices, controllers and removal of device net for the SCADA system.

Other Important Info:

This project will also upgrade Ovation to version 3.8

Current Expenses (All figures are in \$1,000's)

"Total Costs" include costs outside of the 10 year planning window

***Design & Construction costs are inclusive of salaries where salaries are not defined**

Activity Name	Total Costs	Actual Costs	Prior FYs	FY23	FY24	5 Year Total
Capital Delivery	\$113	\$7	\$1	\$82	\$30	\$30
Salary						
Professional Services	\$198	\$176	\$136	\$62	\$0	\$0
Design-Build (2001051)	\$7,892	\$2,015	\$1,003	\$2,186	\$4,702	\$4,702

Project Title: Power Monitoring Installation for Water Treatment Plants

Project Status: Project Execution - Design
Class Lvl 1: Water
Class Lvl 2: Programs
Class Lvl 3: Programs
Lookup Location: Northeast, Southwest and Water Works Park
 Project New to CIP:

- Innovation**
- WW Master Plan**
- Water Master Plan Right Sizing**
- Redundancy**
- NE WTP Repurposing**
- Linear Assets Outside of Facilities**
- Predecessor Project(s)**



Project Engineer/Manager: Jeffrey Dorsey

Director: Terry Daniel

Project Score

58.6

Problem Statement:

Looking to achieve efficiency of our power usage at our water treatment plants.

Scope of Work/Project Alternatives:

This project will install power monitoring meters on electrical switch gear for critical pumping units at Water Works Park, Northeast, and Southwest.

Other Important Info:

Power monitoring will be installed on critical pumping units and switchgear mains.

Current Expenses (All figures are in \$1,000's)

"Total Costs" include costs outside of the 10 year planning window

***Design & Construction costs are inclusive of salaries where salaries are not defined**

Activity Name	Total Costs	Actual Costs	Prior FYs	FY23	FY28	5 Year Total
GLWA Salaries	\$0	\$0	\$0	\$0	\$0	\$0
Professional Services	\$219	\$198	\$186	\$33	\$0	\$0
Design-Build (2000644)	\$1,623	\$1,623	\$1,531	\$93	\$0	\$0

Project Title: WWP Scada Infrastructure Upgrade

Project Status: Future Planned - Within Five Year Plan

Class Lvl 1: Water

Class Lvl 2: Programs

Class Lvl 3: Programs

Lookup Location: Water Works Park

Project New to CIP:

- Innovation**
- WW Master Plan**
- Water Master Plan Right Sizing**
- Redundancy**
- NE WTP Repurposing**
- Linear Assets Outside of Facilities**
- Predecessor Project(s)**



Project Engineer/Manager: Jeffrey Dorsey

Director: Terry Daniel

Project Score

59.5

Problem Statement:

Of paramount concern is the need to have a reliable and secure SCADA platform that will satisfy GLWA's needs for the next 10-15 years. The purpose is to upgrade the SCADA system to an Ovation DCS controlled network utilizing Ovation and PLC controllers and I/O (3rd part network design will be supplied) for implementation at WWP. It will include the following:

- A. A complete SCADA network, replacement of all field devices at the facility.
- B. Complete engineering design of a new process...

Scope of Work/Project Alternatives:

The scope of this project is to provide a design for SCADA upgrade of Water Works Park water treatment plant incorporating the following:

- Upgrade of all plant PLCs
- Network extension upgrades to integrate new process areas/controllers within the process control network
- Emerson Ovation upgrades
- Implement alarm management.
- Migrate all SCADA graphics, alarms, historical data configuration to a single platform
- Upgrade/integration into the central Historians.
- Upgrade network back...

Other Important Info:

This project will upgrade the SCADA network. Project not scored by review committee because it is professional services only.

Project Title: WWP Scada Infrastructure Upgrade

Current Expenses (All figures are in \$1,000's)

"Total Costs" include costs outside of the 10 year planning window

***Design & Construction costs are inclusive of salaries where salaries are not defined**

Activity Name	Total Costs	Actual Costs	Prior FYs	FY23	FY24	FY25	5 Year Total
GLWA Salaries	\$0	\$0	\$0	\$0	\$0	\$0	\$0
Professional Services	\$100	\$86	\$68	\$32	\$0	\$0	\$0
Design/Engineering	\$208	\$208	\$193	\$14	\$0	\$0	\$0
Construction	\$0	\$0	\$0	\$0	\$0	\$0	\$0

Project Title: WWP SCADA Network Upgrade

Project Status: Future Planned - Ten Year CIP

Class Lvl 1: Water

Class Lvl 2: Programs

Class Lvl 3: Programs

Lookup Location: Water Works Park

Project New to CIP:

- Innovation**
- WW Master Plan**
- Water Master Plan Right Sizing**
- Redundancy**
- NE WTP Repurposing**
- Linear Assets Outside of Facilities**
- Predecessor Project(s)**



GLWA
Great Lakes Water Authority

Project Engineer/Manager: Jeffrey Dorsey

Director: Terry Daniel

Project Score

65

Problem Statement:

Provide a robust SCADA network solution with installed capacity to accommodate future SCADA expansion and fully manageable network capabilities. Adhere to network standards put together in the SGD document.

Scope of Work/Project Alternatives:

This project will be the construction phase of the design done under CIP 170304.

Other Important Info:

This project may be delayed.

Current Expenses (All figures are in \$1,000's)

"Total Costs" include costs outside of the 10 year planning window

***Design & Construction costs are inclusive of salaries where salaries are not defined**

Activity Name	Total Costs	Actual Costs	Prior FYs	FY23	FY28	5 Year Total	FY29-33
GLWA Salaries	\$157	\$0	\$0	\$0	\$0	\$0	\$157
Design/Engineering	\$187	\$0	\$0	\$0	\$0	\$0	\$187
Construction	\$7,198	\$0	\$0	\$0	\$0	\$0	\$7,198

Project Title: SPW SCADA PLC Network Upgrade

Project Status: Future Planned - Within Five Year Plan
Class Lvl 1: Water
Class Lvl 2: Programs
Class Lvl 3: Programs
Lookup Location: Springwells Plant
 Project New to CIP:

- Innovation**
- WW Master Plan**
- Water Master Plan Right Sizing**
- Redundancy**
- NE WTP Repurposing**
- Linear Assets Outside of Facilities**
- Predecessor Project(s)**



Project Engineer/Manager: Jeffrey Dorsey

Director: Terry Daniel

Project Score

78.4

Problem Statement:

This project will upgrade current plant PLCs providing Asset Center management and install network cabinets in strategic locations for future expandability.

Scope of Work/Project Alternatives:

Provide a robust SCADA network solution with installed capacity to accommodate future SCADA expansion and fully manageable network capabilities. Adhere to network standards put together in the SGD document.

Other Important Info:

This project will upgrade the 3rd party network.

Current Expenses (All figures are in \$1,000's)

"Total Costs" include costs outside of the 10 year planning window

***Design & Construction costs are inclusive of salaries where salaries are not defined**

Activity Name	Total Costs	Actual Costs	Prior FYs	FY23	FY24	FY25	5 Year Total
GLWA Salaries	\$100	\$0	\$0	\$0	\$0	\$100	\$100
Design/Engineering	\$187	\$0	\$0	\$0	\$0	\$187	\$187
Construction	\$3,054	\$0	\$0	\$0	\$0	\$3,054	\$3,054

Project Title: NE SCADA Network Upgrade

Project Status: Future Planned - Ten Year CIP

Class Lvl 1: Water

Class Lvl 2: Programs

Class Lvl 3: Programs

Lookup Location: Northeast Plant

Project New to CIP:

- Innovation**
- WW Master Plan**
- Water Master Plan Right Sizing**
- Redundancy**
- NE WTP Repurposing**
- Linear Assets Outside of Facilities**
- Predecessor Project(s)**



Project Engineer/Manager: Jeffrey Dorsey

Director: Terry Daniel

Project Score

59.6

Problem Statement:

Provide a robust SCADA network solution with installed capacity to accommodate future SCADA expansion and fully manageable network capabilities. Adhere to network standards put together in the SGD document.

Scope of Work/Project Alternatives:

This project will update the 3rd party network for this site.

Other Important Info:

This project may be delayed.

Current Expenses (All figures are in \$1,000's)

"Total Costs" include costs outside of the 10 year planning window

***Design & Construction costs are inclusive of salaries where salaries are not defined**

Activity Name	Total Costs	Actual Costs	Prior FYs	FY23	FY29-33
GLWA Salaries	\$100	\$0	\$0	\$0	\$100
Design/Engineering	\$187	\$0	\$0	\$0	\$187
Construction	\$2,825	\$0	\$0	\$0	\$2,825

Project Title: Water Transmission Improvement Program

Project Status: Future Planned - Ten Year CIP

Class Lvl 1: Water

Class Lvl 2: Programs

Class Lvl 3: Programs

Lookup Location: Transmission System

Project New to CIP:

- Innovation**
- WW Master Plan**
- Water Master Plan Right Sizing**
- Redundancy**
- NE WTP Repurposing**
- Linear Assets Outside of Facilities**
- Predecessor Project(s)**



Project Engineer/Manager: Todd King

Director: Todd King

Project Score

0

Problem Statement:

Assessing, rehabilitating or replacing aging transmission mains in the water system

Scope of Work/Project Alternatives:

This project is a yearly funding allocation for the design and/or construction work for the rehabilitation or replacement of aging water transmission lines and all appurtenances, connections and related structures.

Other Important Info:

O&M manuals, GIS, Section Maps and Gate Books are available for reference.

Project History: There are many critical assets that are required to be operated in the transmission system and this yearly allowance is needed to meet the critical needs of these assets.

Challenges: May require shut down of large pumps and isolation or shutdown of large mains etc.

Project Title: Transmission System Valve Rehabilitation and Replacement Program

Project Status: Project Execution - Construction
Class Lvl 1: Water
Class Lvl 2: Programs
Class Lvl 3: Programs
Lookup Location: Transmission System Gate Valves
 Project New to CIP:

- Innovation
- WW Master Plan
- Water Master Plan Right Sizing
- Redundancy
- NE WTP Repurposing
- Linear Assets Outside of Facilities
- Predecessor Project(s)



Project Engineer/Manager: Todd King

Director: Todd King

Project Score

0

Problem Statement:

Replacement or rehabilitation of GLWA Transmission System Gate Valves will aid in implementing a regular valve exercising program as recommended by AWWA as well as increase the reliability of the transmission system.

Scope of Work/Project Alternatives:

Evaluate the existing conditions, provide the necessary replacement/ rehabilitation option, then design and implement them.

Other Important Info:

GIS, Section Maps and Gate Books are available for reference.

Project History: There are critical valves that are required to be closed during a main break or an emergency situation. There has not been a regular valve exercising program in the past 15 years in the DWSD/GLWA System.

Challenges: May require shutdown of large transmission mains.

Current Expenses (All figures are in \$1,000's)

“Total Costs” include costs outside of the 10 year planning window

*Design & Construction costs are inclusive of salaries where salaries are not defined

Activity Name	Total Costs	Actual Costs	Prior FYs	FY23	FY24	FY25	FY26	FY27	FY28	5 Year Total	FY29-33
GLWA Salaries	\$296	\$0	\$0	\$0	\$23	\$23	\$23	\$23	\$23	\$114	\$114
Design/Engineering #1	\$1,500	\$0	\$0	\$0	\$0	\$0	\$0	\$150	\$150	\$300	\$750
Design/Engineering #3	\$16,173	\$0	\$0	\$0	\$1,594	\$1,589	\$1,589	\$1,589	\$1,594	\$7,955	\$7,947
Construction (Build) #3	\$15,000	\$0	\$0	\$0	\$0	\$0	\$0	\$1,499	\$1,503	\$3,002	\$7,498

Project Title: Transmission System Valve Rehabilitation and Replacement Phase I

Project Status: Project Execution - Construction
Class Lvl 1: Water
Class Lvl 2: Field Services
Class Lvl 3: Transmission System
Lookup Location: Transmission System Gate Valves
 Project New to CIP:

- Innovation
- WW Master Plan
- Water Master Plan Right Sizing
- Redundancy
- NE WTP Repurposing
- Linear Assets Outside of Facilities
- Predecessor Project(s)



Project Engineer/Manager: Biren Saparia

Director: Todd King

Project Score

25.4

Problem Statement:

Replacement/Rehabilitation of GLWA Transmission System Gate Valves will aid in implementing a regular valve exercising program as recommended by AWWA as well as increase the reliability of the transmission system.

Scope of Work/Project Alternatives:

Evaluate the existing conditions, provide the necessary replacement/ rehabilitation option, then design and implement them.

Other Important Info:

GIS, Section Maps and Gate Books are available for reference.

Project History: There are critical valves that are required to be closed during a main break or an emergency situation. There has not been a regular valve exercising program during the past 15 years in the DWSD/GLWA System.

Challenges: May require shutdown of large transmission mains.

Current Expenses (All figures are in \$1,000's)

"Total Costs" include costs outside of the 10 year planning window

***Design & Construction costs are inclusive of salaries where salaries are not defined**

Activity Name	Total Costs	Actual Costs	Prior FYs	FY23	FY24	FY25	FY26	FY27	5 Year Total
Capital Delivery Salary	\$6	\$6	\$6	\$0	\$0	\$0	\$0	\$0	\$0
Professional Services	\$385	\$385	\$385	\$0	\$0	\$0	\$0	\$0	\$0
Construction (Build) # 1 (CON-181)	\$5,218	\$5,218	\$5,218	\$0	\$0	\$0	\$0	\$0	\$0

Project Title: Transmission Mains Valves and Urgent Repairs Contract 2

Project Status: Project Execution - Construction
Class Lvl 1: Water
Class Lvl 2: Field Services
Class Lvl 3: Transmission System
Lookup Location: Transmission System Gate Valves
 Project New to CIP:

- Innovation**
- WW Master Plan**
- Water Master Plan Right Sizing**
- Redundancy**
- NE WTP Repurposing**
- Linear Assets Outside of Facilities**
- Predecessor Project(s)**



Project Engineer/Manager: Todd King

Director: Todd King

Project Score

44.5

Problem Statement:

Replacement/Rehabilitation of GLWA Transmission System Gate Valves will aid in implementing a regular valve exercising program as recommended by AWWA as well as increase the reliability of the transmission system.

Scope of Work/Project Alternatives:

Evaluate the existing conditions, provide the necessary replacement/ rehabilitation option, then design and implement them.

Other Important Info:

GIS, Section Maps and Gate Books are available for reference.

Project History: There are critical valves that are required to be closed during a main break or an emergency situation. There has not been a regular valve exercising program during the past 15 years in the DWSD/GLWA System.

Challenges: May require shutdown of large transmission mains.

Current Expenses (All figures are in \$1,000's)

"Total Costs" include costs outside of the 10 year planning window

***Design & Construction costs are inclusive of salaries where salaries are not defined**

Activity Name	Total Costs	Actual Costs	Prior FYs	FY23	FY24	FY25	FY26	FY27	5 Year Total
GLWA Salaries	\$166	\$18	\$0	\$71	\$82	\$13	\$0	\$0	\$95
Construction (Build) (1802745)	\$12,000	\$4,216	\$3,163	\$7,869	\$838	\$130	\$0	\$0	\$968

Project Title: Transmission Mains Valves and Urgent Repairs Contract 1

Project Status: Future Planned - Within Five Year Plan
Class Lvl 1: Water
Class Lvl 2: Field Services
Class Lvl 3: Transmission System
Lookup Location: Multiple Locations
 Project New to CIP:

- Innovation**
- WW Master Plan**
- Water Master Plan Right Sizing**
- Redundancy**
- NE WTP Repurposing**
- Linear Assets Outside of Facilities**
- Predecessor Project(s)**



Project Engineer/Manager: Todd King

Director: Todd King

Project Score

34.3

Problem Statement:

Ongoing project to address water main transmission mains, valves, pumping stations, and plants on an emergency or urgent basis.

Scope of Work/Project Alternatives:

Work shall be as required by GLWA Field Services to address and support maintenance and repairs and capital improvements to the water main, valves, booster stations, and/or other urgent tasks.

Other Important Info:

na

Current Expenses (All figures are in \$1,000's)

"Total Costs" include costs outside of the 10 year planning window

***Design & Construction costs are inclusive of salaries where salaries are not defined**

Activity Name	Total Costs	Actual Costs	Prior FYs	FY23	FY24	FY25	FY26	FY27	5 Year Total
Construction	\$11,000	\$8,842	\$8,514	\$691	\$549	\$548	\$548	\$150	\$1,795

Project Title: Linear System Integrity Program

Project Status: Project Execution - Design
Class Lvl 1: Water
Class Lvl 2: Programs
Class Lvl 3: Programs
Lookup Location: Transmission Mains
 Project New to CIP:

- Innovation**
- WW Master Plan**
- Water Master Plan Right Sizing**
- Redundancy**
- NE WTP Repurposing**
- Linear Assets Outside of Facilities**
- Predecessor Project(s)**



Project Engineer/Manager: Jody Caldwell

Project Score

Director: Jody Caldwell

0

Problem Statement:

Many of the water mains serving the GLWA service area were installed in the early part of the 20th century or the later part of the 19th century, and are now reaching the end of their useful life. This project will pilot and utilize new technologies to accurately identify the condition of these buried assets by constructing access ways for inspection and the installation of sensors and fiber optic cables for real-time monitoring of condition. It's essential for cost-efficient repair and replac...

Scope of Work/Project Alternatives:

Construct access structures and utilize new technology to evaluate the existing conditions of the transmission system. Construction of in place sensors and cables may be necessary to adequately access condition. Provide the necessary recommendation for replacement and rehabilitation.

Other Important Info:

*Innovation Note: Consider new techniques for water main assessment. GIS, Section Maps and Gate Books are available for reference. Challenges: Gaining access to inspect buried pipes is difficult, disruptive and costly. However, there are ways to monitor and test the condition of the piping and methods of performing condition assessment. Project History: There are many critical assets that are required to be operated in the transmission main the existing conditions is unknown. For planning p...

Current Expenses (All figures are in \$1,000's)

"Total Costs" include costs outside of the 10 year planning window

***Design & Construction costs are inclusive of salaries where salaries are not defined**

Activity Name	Total Costs	Actual Costs	Prior FYs	FY23	FY24	FY25	FY26	FY27	FY28	5 Year Total	FY29-33
GLWA Salaries	\$312	\$0	\$0	\$3	\$31	\$31	\$31	\$31	\$31	\$154	\$154
Professional Services	\$0	\$0	\$0	\$0	\$0	\$0	\$0	\$0	\$0	\$0	\$0
Design/Engineering	\$27,000	\$0	\$0	\$0	\$0	\$0	\$0	\$0	\$4,508	\$4,508	\$22,492

Project Title:

Project Status: Project Execution - Design
Class Lvl 1: Water
Class Lvl 2: Programs
Class Lvl 3: Programs
Lookup Location: LHP, SPP, SWP, WWP, North Service Center, Imlay Booster Station
 Project New to CIP:

- Innovation
- WW Master Plan
- Water Master Plan Right Sizing
- Redundancy
- NE WTP Repurposing
- Linear Assets Outside of Facilities
- Predecessor Project(s)



Imlay Booster Station: Sealing interior wall cracks

Project Engineer/Manager: John McCallum

Director: Tim Kuhns

Project Score

94

Problem Statement:

CIP 170801 is the first in a series of facility improvements to reservoirs at the water treatment plants and booster stations assigned to the System-Wide Finished Water Reservoir Inspection, Design and Rehabilitation Program under CIP 170800.

Scope of Work/Project Alternatives:

This project is specific to inspection, design and construction of improvements to the reservoirs at the Springwells WTP, Southwest WTP, Lake Huron WTP and Imlay Station. It is currently being executed and is expected to be closed in January of 2025.

Other Important Info:

Inspection, design, and RPR services are performed under contract CS-151A . Construction of improvements are performed under contract 1900744. WWP reservoir 2A and North Service Center reservoirs have been added to contract 1900744 to perform emergency repairs. Project not scored by risk committee since it is far advanced

Current Expenses (All figures are in \$1,000's)

"Total Costs" include costs outside of the 10 year planning window

***Design & Construction costs are inclusive of salaries where salaries are not defined**

Activity Name	Total Costs	Actual Costs	Prior FYs	FY23	FY24	FY25	5 Year Total
GLWA Salaries	\$439	\$492	\$462	\$14	(\$24)	(\$13)	(\$37)
Professional Services	\$173	\$148	\$110	\$63	\$0	\$0	\$0
Contractual Professional Services	\$0	\$0	\$0	\$0	\$0	\$0	\$0
Design/Engineering (CS-151A)	\$2,775	\$2,258	\$2,072	\$340	\$233	\$129	\$363
Construction (1900744)	\$21,598	\$16,366	\$15,435	\$2,492	\$2,361	\$1,310	\$3,671

Project Title: Reservoir Inspection, Design, and Construction Management Services Phase II

Project Status: Active - Procurement - Design

Class Lvl 1: Water

Class Lvl 2: Programs

Class Lvl 3: Programs

Lookup Location: LHP, SPP, SWP, WWP, North Service Center, Imlay Booster Station

Project New to CIP:

- Innovation**
- WW Master Plan**
- Water Master Plan Right Sizing**
- Redundancy**
- NE WTP Repurposing**
- Linear Assets Outside of Facilities**
- Predecessor Project(s)**



Project Engineer/Manager: John McCallum

Director: Tim Kuhns

Project Score

74.2

Problem Statement:

CIP 170802 is the second in a series of facility improvements to reservoirs at the water treatment plants and booster stations assigned to the System-Wide Finished Water Reservoir Inspection, Design and Rehabilitation under the umbrella CIP 170800 program.

Scope of Work/Project Alternatives:

This project is specific to the inspection, design/engineering, and construction improvements to 15 reservoirs.

Other Important Info:

Inspection and design of improvements is being executed under future contract 2100236

Current Expenses (All figures are in \$1,000's)

"Total Costs" include costs outside of the 10 year planning window

***Design & Construction costs are inclusive of salaries where salaries are not defined**

Activity Name	Total Costs	Actual Costs	Prior FYs	FY23	FY24	FY25	FY26	FY27	FY28	5 Year Total
GLWA Salaries	\$424	\$4	\$0	\$56	\$78	\$78	\$78	\$78	\$56	\$368
Design/Engineering	\$10,779	\$1,554	\$0	\$2,850	\$1,686	\$1,681	\$1,681	\$1,681	\$1,198	\$7,928
Construction	\$35,972	\$0	\$0	\$576	\$7,528	\$7,507	\$7,507	\$7,507	\$5,347	\$35,396

Project Title: Reservoir Inspection, Design, and Construction Management Services Phase III

Project Status: Future Planned - Within Five Year Plan
Class Lvl 1: Water
Class Lvl 2: Programs
Class Lvl 3: Programs
Lookup Location: LHP, SPP, SWP, WWP, North Service Center, Imlay Booster Station
 Project New to CIP:

- Innovation**
- WW Master Plan**
- Water Master Plan Right Sizing**
- Redundancy**
- NE WTP Repurposing**
- Linear Assets Outside of Facilities**
- Predecessor Project(s)**



Project Engineer/Manager: John McCallum

Project Score

Director: Tim Kuhns

90.3

Problem Statement:

CIP 170803 is the third in a series of facility improvements related to reservoirs at the water treatment plants and booster stations assigned to the System-Wide Finished Water Reservoir Inspection, Design and Rehabilitation Program CIP 170800.

Scope of Work/Project Alternatives:

This project is specifically related to inspection, design, and construction of improvements to the reservoirs in our system as planned in future contracts.

Other Important Info:

n/a

Current Expenses (All figures are in \$1,000's)

"Total Costs" include costs outside of the 10 year planning window

***Design & Construction costs are inclusive of salaries where salaries are not defined**

Activity Name	Total Costs	Actual Costs	Prior FYs	FY23	FY24	FY25	FY26	FY27	FY28	5 Year Total	FY29-33
GLWA Salaries	\$849	\$0	\$0	\$0	\$0	\$0	\$24	\$97	\$97	\$217	\$483
Design/Engineering	\$16,214	\$0	\$0	\$0	\$0	\$0	\$873	\$2,764	\$1,671	\$5,308	\$8,339
Construction	\$77,369	\$0	\$0	\$0	\$0	\$0	\$0	\$834	\$10,171	\$11,005	\$50,746

Project Title: Suburban Water Meter Pit Rehabilitation and Meter Replacement

Project Status: Future Planned - Ten Year CIP

Class Lvl 1: Water

Class Lvl 2: Programs

Class Lvl 3: Programs

Lookup Location: Various meter locations in Transmission System

Project New to CIP:

- Innovation**
- WW Master Plan**
- Water Master Plan Right Sizing**
- Redundancy**
- NE WTP Repurposing**
- Linear Assets Outside of Facilities**
- Predecessor Project(s)**



Project Engineer/Manager: Chandan Sood

Director: Chandan Sood

Project Score

0

Problem Statement:

Improving meter data reliability, ensuring accurate billing, improving customer service enabling high quality analysis of the system

Scope of Work/Project Alternatives:

The Proposed improvements should include the following; The replacements of meters that have surpassed their life expectancy, and or the current flow rates exceed the mechanical limits of the meter. Installing entrance hatches that allow safer ingress, and egress, and that can be locked for security. Sand blasting and painting of piping and walls. Waterproofing meter vaults to keep the ground water out. Providing a proper floor slope in meter chambers that allows water to settle. Repairing dama...

Other Important Info:

Challenges: Requires temporary shutdown of the water supply through the meter.

Project History: Currently GLWA provides water service to 126 communities, and measures flows and volumes by the utilization of 290 wholesale water meters now in service; 17 of these meters are venturi-orifice type meters, 26 of these are dual venturi type meters, 48 of these single venturi type meters, 97 of these are magnetic flow type meters, and 102 of these are turbine or mechanical type meters. Meters were ...

Current Expenses (All figures are in \$1,000's)

"Total Costs" include costs outside of the 10 year planning window

***Design & Construction costs are inclusive of salaries where salaries are not defined**

Activity Name	Total Costs	Actual Costs	Prior FYs	FY23	FY24	FY25	FY26	FY27	FY28	5 Year Total	FY29-33
GLWA Salaries	\$301	\$0	\$0	\$0	\$0	\$0	\$0	\$27	\$27	\$55	\$137
Construction	\$27,807	\$0	\$0	\$0	\$0	\$0	\$0	\$2,000	\$4,000	\$6,000	\$13,629

Project Title: Suburban Water Meter Pit Rehabilitation and Meter Replacement

Project Status: Project Execution - Construction

Class Lvl 1: Water

Class Lvl 2: Metering

Class Lvl 3: General Purpose

Lookup Location: Various meter locations in Transmission System

Project New to CIP:

- Innovation**
- WW Master Plan**
- Water Master Plan Right Sizing**
- Redundancy**
- NE WTP Repurposing**
- Linear Assets Outside of Facilities**
- Predecessor Project(s)**



Project Engineer/Manager: Chandan Sood

Director: Chandan Sood

Project Score

48.7

Problem Statement:

Improving meter data reliability, ensuring accurate billing, improving customer service enabling high quality analysis of the system

Scope of Work/Project Alternatives:

The Proposed improvements should include the following; The replacements of meters that have surpassed their life expectancy, and or the current flow rates exceed the mechanical limits of the meter. Installing entrance hatches that allow safer ingress, and egress, and that can be locked for security. Sand blasting and painting of piping and walls. Waterproofing meter vaults to keep the ground water out. Providing a proper floor slope in meter chambers that allow water to settle. Repairing damag...

Other Important Info:

Challenges: Requires temporary shutdown of the water supply through the meter.

Project History: Currently GLWA provides water service to 126 communities, and measures flows and volumes by the utilization of 290 wholesale water meters now in service; 17 of these meters are venturi-orifice type meters, 26 of these are dual venturi type meters, 48 of these single venturi type meters, 97 of these are magnetic flow type meters, and 102 of these are turbine or mechanical type meters. Meters were ...

Current Expenses (All figures are in \$1,000's)

"Total Costs" include costs outside of the 10 year planning window

***Design & Construction costs are inclusive of salaries where salaries are not defined**

Activity Name	Total Costs	Actual Costs	Prior FYs	FY23	FY24	FY25	FY26	FY27	FY28	5 Year Total	FY29-33
GLWA Salaries	\$113	\$2	\$2	\$111	\$0	\$0	\$0	\$0	\$0	\$0	\$0
Professional Services	\$0	\$0	\$0	\$0	\$0	\$0	\$0	\$0	\$0	\$0	\$0
Construction (Build) (CON-285)	\$12,409	\$10,583	\$10,014	\$2,395	\$0	\$0	\$0	\$0	\$0	\$0	\$0

Project Title: Brownstown Meter Pit

Project Status: Active - Pre-Procurement
- Construction
Class Lvl 1: Water
Class Lvl 2: Metering
Class Lvl 3: General Purpose
Lookup Location: Brownstown Township
 Project New to CIP:

- Innovation**
- WW Master Plan**
- Water Master Plan Right Sizing**
- Redundancy**
- NE WTP Repurposing**
- Linear Assets Outside of Facilities**
- Predecessor Project(s)**



Project Engineer/Manager: Peter Fromm

Director: Chandan Sood

Project Score

63.8

Problem Statement:

BR-01 is a deduct meter pit that serves Brownstown Charter Township. Deduct meter pits are more difficult to track water usage. BR-01 will be abandoned and BR-08 will be installed as a direct meter pit to Brownstown Charter Township.

Scope of Work/Project Alternatives:

Abandoning the existing BR-01 deduct meter pit and constructing a new direct meter pit BR-08 for serving Brownstown Charter Township. The new direct meter pit (BR-08) will have a new magnetic flow meter, 12-inch gate valves, and 8-inch check valve. There will be installation of 6-inch, 8-inch, and 12-inch piping for the new meter pit. There will be a new water pressure reducing valve vault for Brownstown Charter Township by installing the necessary piping in the vault.

Other Important Info:

None at this time.

Current Expenses (All figures are in \$1,000's)

"Total Costs" include costs outside of the 10 year planning window

***Design & Construction costs are inclusive of salaries where salaries are not defined**

Activity Name	Total Costs	Actual Costs	Prior FYs	FY23
GLWA Salaries	\$0	\$0	\$0	\$0
Professional Services	\$8	\$8	\$8	\$0
Design & Construction Assistance (CS-201)	\$79	\$79	\$79	\$0
Construction (Build)	\$0	\$0	\$0	\$0

Project Title: Wholesale Water Meterpit Rehabilitation and Meter Upgrade - Phase II

Project Status: Active - Procurement - Construction
Class Lvl 1: Water
Class Lvl 2: Metering
Class Lvl 3: General Purpose
Lookup Location: --
 Project New to CIP:

- Innovation**
- WW Master Plan**
- Water Master Plan Right Sizing**
- Redundancy**
- NE WTP Repurposing**
- Linear Assets Outside of Facilities**
- Predecessor Project(s)**



Project Engineer/Manager: Chandan Sood

Director: Chandan Sood

Project Score

95.7

Problem Statement:

The Great Lakes Water Authority (GLWA) operates two hundred ninety (290) wholesale water metering facilities to collect flow data for correct billing and analysis of the water system and has embarked upon a water metering improvement program. The first project of this program was Contract No. GLWA-CON-285 that started in November 2018 to complete fifty (50) sites. The WHOLESALE WATER METER PIT REHABILITATION AND METER REPLACEMENT PHASE II, is the second contract of the program. This contract is...

Scope of Work/Project Alternatives:

Work includes the demolition and removal of the existing flow metering system and components and replacement with new and upgraded flow metering technology, equipment and instrumentations as well as complete rehab of the existing pits. Flow metering equipment and instrumentation includes new flow meters, check valves, gate valves, reducers, new supports for meter, valves, piping, electrical systems, SCADA systems and cabinets. The work will consist of two main Tasks: Task 1 - Meter upgrade and ...

Other Important Info:

New/advanced metering, accurate billing, impact to Member Partners charges, impact on GLWA's water balance program

Current Expenses (All figures are in \$1,000's)

"Total Costs" include costs outside of the 10 year planning window

***Design & Construction costs are inclusive of salaries where salaries are not defined**

Activity Name	Total Costs	Actual Costs	Prior FYs	FY23	FY24	FY25	FY26	FY27	FY28	5 Year Total
	\$0	\$0	\$0	\$0	\$0	\$0	\$0	\$0	\$0	\$0
Construction (Build)	\$16,000	\$0	\$0	\$0	\$1,600	\$3,598	\$3,598	\$3,598	\$3,607	\$16,000

Project Title: Roof Replacement at WWP, SP, LH, NE, SW, NSC, Orion, Franklin, and Conner Creek Facilities

Project Status: Future Planned - Ten Year CIP

Class Lvl 1: Water

Class Lvl 2: Programs

Class Lvl 3: Programs

Lookup Location: All Water Facilities

Project New to CIP:

- Innovation**
- WW Master Plan**
- Water Master Plan Right Sizing**
- Redundancy**
- NE WTP Repurposing**
- Linear Assets Outside of Facilities**
- Predecessor Project(s)**



Project Engineer/Manager: Nick Hoffman

Director: Tim Kuhns

Project Score

0

Problem Statement:

This design build project will replace roofing systems on GLWA water plants, water booster pumping stations and sewage pumping stations that were determined to need replacement over the next 5 to 7 years based on the CS-1674 Roofing Assesment Contract. Replacement is needed to protect the facilities interigty with regards to interiors, sensitive electrical equipment and process mechanical equipment vital to operations.

Scope of Work/Project Alternatives:

Remove existing roofing systems and replace with new roofing systems

Other Important Info:

The total estimated replacement value (2016 dollars) of the 1,682,727 square feet of roofing at the water treatment plants, sewage pumping stations and water booster pumping stations at \$33,142,054.

Project History: A condition assessment was performed and completed under Contract No. CS -1674 in 2016 that included all roofs located at GLWA's 5 water treatment plants, 19 water booster pumping stations and 11 sewage pumping stations. There were 268 separate roof sections totaling 1,682,727 s...

06 WASTEWATER PROJECTS



85 PROJECTS

- 25 FUTURE PLANNED
- 51 ACTIVE/PROJECT EXECUTION
- 7 CLOSED
- 2 RECLASSIFIED



5 YEAR CIP

\$798.18 MILLION



10 YEAR OUTLOOK

\$1.56 BILLION



B MORE: APPENDIX B

FIND THE FULL BUSINESS CASE EVALUATIONS FOR WASTEWATER PROJECTS IN APPENDIX B.



CITY OF DETROIT
Department of Water Supply
37 and 52" Inflow/Water Distribution
Contract No. 1 - PAK Street Mich. 1517
S. J. F. CONSTRUCTION COMPANY, LLC
PROJECT: 37 AND 52" INFLOW/WATER DISTRIBUTION
No. 7 Date: 09/08/2013

Activity ID	Activity Name	Remaining Duration	Actual/Forecasted Start	Actual/Forecasted Finish	2022	FY2023	FY2024	FY2025	FY2026	FY2027	FY2028	FY2029	FY2030	FY2031
					F	F	F	F	F	F	F	F	F	F
Wastewater Projects					9864	17-Oct-16 A	01-Jul-49							
211002:	WRRF PS No. 2 Pumping Improvements - Phase 1	417	17-Oct-16 A	20-Aug-23										
211005:	WRRF PS No. 2 Improvements Phase II	6183	20-Feb-22 A	03-Jun-39										
211006:	WRRF PS No. 1 Improvements	2721	30-Jun-21 A	10-Dec-29										
211007:	WRRF PS #2 Bar Racks Replacements and Grit Collection System Improvements	2804	30-Jun-21 A	03-Mar-30										
211008:	WRRF Rehabilitation of Ferric Chloride Feed System in PS-1 and Complex B Sludge Lines	458	05-Apr-21 A	30-Sep-23										
211009:	WRRF Rehabilitation of the Circular Primary Clarifier Scum Removal System	3169	30-Jun-21 A	03-Mar-31										
211010:	Rehabilitation of Sludge Processing Complexes A and B	2191	01-Jul-25	30-Jun-31										
211011:	WRRF PS1 Screening and Grit Improvements	4748	21-Aug-20 A	29-Jun-35										
212008:	WRRF Aeration Improvements 1 and 2	2864	12-Jan-22 A	02-May-30										
212009:	WRRF Aeration Improvements 3 and 4	3713	01-May-30	29-Jun-40										
212010:	WRRF Conversion of Disinfection of all Flow to Sodium Hypochlorite and Sodium Bisulfite	3618	05-Feb-27	31-Dec-36										
213006:	WRRF Improvements to Sludge Feed Pumps at Dewatering Facilities	2004	21-Nov-22	16-May-28										
213007:	WRRF Modification to Incinerator Sludge Feed Systems at Complex -II	366	02-Apr-18 A	30-Jun-23										
213008:	WRRF Rehabilitation of the Ash Handling Systems	3532	30-Jun-21 A	29-Feb-32										
213009:	WRRF Biosolids Processing Improvements	6902	11-Mar-23	31-Jan-42										
214001:	WRRF Relocation of Industrial Waste Control Division and Analytical Laboratory Operations	671	25-Jun-18 A	30-Apr-24										
216004:	Rehabilitation of Various Sampling Sites and PS#2 Ferric Chloride System at WRRF	366	18-Feb-19 A	30-Jun-23										
216006:	Assessment and Rehabilitation of WRRF yard piping and underground utilities	1097	28-Dec-20 A	30-Jun-25										
216007:	DTE Primary Electric 3rd Feed Supply to WRRF	1	29-Dec-21 A	30-Jun-22										
216008:	Rehabilitation of Screened Final Effluent (SFE) Pump Station	1781	05-Apr-21 A	15-May-27										
216011:	WRRF Structural Improvements	1812	09-Apr-21 A	15-Jun-27										
222001:	Oakwood District Intercommunity Relief Sewer Modification at Oakwood District	4203	30-Jun-21 A	31-Dec-33										
222002:	Detroit River Interceptor (DRI) Evaluation and Rehabilitation	3867	03-Jul-17 A	29-Jan-33										
222008:	North Interceptor East Arm (NIEA) 7 Mile Road Diversion Structure	550	01-Jan-22 A	31-Dec-23										
232001:	Fairview Pumping Station - Replace Four Sanitary Pumps	100	23-Aug-23	30-Nov-23										
232002:	Freud & Conner Creek Pump Station Improvements	4780	30-Jun-21 A	31-Jul-35										
232004:	CONDITION ASSESSMENT AT BLUE HILL PUMP STATION	154	30-Jun-21 A	30-Nov-22										
233003:	Rouge River In-system Storage Devices	2729	31-Dec-32	20-Jun-40										
260200:	Sewer and Interceptor Rehabilitation Program	3653	01-Jul-23	30-Jun-33										
260201:	CON-149, Emergency Sewer Repair	793	14-Jul-17 A	30-Aug-24										
260204:	Conveyance System Engineering Services-1802575	1261	30-Jun-21 A	11-Dec-25										
260205:	NWI Rehabilitation	733	01-Jul-21 A	01-Jul-24										
260206:	Conveyance System Repairs (Sewers)	2512	05-Mar-22 A	15-May-29										
260207:	Rehabilitation of Woodward Sewer Systems	533	06-Oct-21 A	14-Dec-23										
260209:	Sewer Rehabilitation and Repair	1461	01-Jul-22	30-Jun-26										
260210:	Rehabilitation of GLWA Sewers; Ashland Relief, Linwood, Lonyo, Second Avenue, and Shiawassee	3286	01-Apr-22 A	28-Jun-31										
260500:	CSO Outfall Rehabilitation	3652	01-Jul-25	30-Jun-35										
260508:	B-39 Outfall Rehabilitation	665	25-Apr-22 A	24-Apr-24										
260510:	Conveyance System Repairs (Outfalls)	2147	05-Dec-21 A	15-May-28										
260600:	CSO FACILITIES IMPROVEMENT PROGRAM	9864	01-Jul-21 A	01-Jul-49										
260603:	Conner Creek CSO RTB Automation Improvements	67	12-Jun-18 A	04-Sep-22										
260614:	Structural Inspection & Structural Improvements	947	19-Aug-19 A	31-Jan-25										
260615:	Puritan Fenkell & Leib Site Improvements	61	01-Oct-21 A	29-Aug-22										
260617:	St. Aubin Chemical Disinfection Improvements	1793	15-Feb-23	12-Jan-28										
260618:	Oakwood HVAC Project	581	11-Oct-19 A	31-Jan-24										
260619:	Control System Upgrade - St Aubin, Lieb & Mile	786	15-Aug-22	08-Oct-24										
260620:	Baby Creek Roof Replacement	93	21-Jun-21 A	30-Sep-22										
260621:	Conner Creek Dike Improvements	92	21-Mar-21 A	29-Sep-22										
260622:	CSO Emergency Generator Improvements	324	30-Jun-21 A	19-May-23										
260623:	CSO Baby Creek Screen Rehabilitation	562	01-Jul-21 A	12-Jan-24										
260700:	Sewer System Infrastructure Improvements and Pumping Stations	4019	01-Jul-20 A	30-Jun-33										
260701:	Conveyance System Infrastructure Improvements	1603	12-May-21 A	18-Nov-26										
260702:	Pump Station Assets Updates	4017	02-Jul-25	30-Jun-36										

■ Construction ■ Study
■ Design ■ Work In Progress



Project Title: WRRF Rehabilitation of Primary Clarifiers Rectangular Tanks, Drain Lines, Electrical/Mechanical Building and Pipe Gallery

Project Status: Closed
Class Lvl 1: Wastewater
Class Lvl 2: WRRF
Class Lvl 3: Primary Treatment
Lookup Location: WRRF
 Project New to CIP:

- Innovation**
- WW Master Plan**
- Water Master Plan Right Sizing**
- Redundancy**
- NE WTP Repurposing**
- Linear Assets Outside of Facilities**
- Predecessor Project(s)**



Project Engineer/Manager: Nicolas Nicolas

Director: Philip Kora

Project Score

0

Problem Statement:

Rehabilitation of primary clarifier rectangular tanks, drain lines, electrical/mechanical building and pipe gallery to meet NPDES Permit and NEC requirements

Scope of Work/Project Alternatives:

The work to be completed under this project will include installing ventilation and atmospheric control for the pipe gallery, providing new lighting and installing a new fire alarm system. Rehabilitation of the twelve rectangular primary clarifiers. Rehabilitation of circular primary clarifiers 15 and 16 is also part of the scope of this project.

Other Important Info:

Challenges: N/A - Active
 Project not scored by review committee because it is complete.

Project Title: WRRF PS No. 2 Pumping Improvements - Phase 1

Project Status: Project Execution - Construction
Class Lvl 1: Wastewater
Class Lvl 2: WRRF
Class Lvl 3: Primary Treatment
Lookup Location: WRRF
 Project New to CIP:

- Innovation
- WW Master Plan
- Water Master Plan Right Sizing
- Redundancy
- NE WTP Repurposing
- Linear Assets Outside of Facilities
- Predecessor Project(s)



Project Engineer/Manager: Vinod Sharma

Project Score

Director: Philip Kora

0

Problem Statement:

Correct drifting issues of pumps and meet long term wet weather capacity needs

Scope of Work/Project Alternatives:

This project involves evaluating and recommending alternatives for providing more reliable pumping capacity at Pump Station No. 2 for Pumps Nos. 11 and 14.

Other Important Info:

Challenges: Unable to improve the drift issues experienced at pump station 2.

Current Expenses (All figures are in \$1,000's)

“Total Costs” include costs outside of the 10 year planning window

*Design & Construction costs are inclusive of salaries where salaries are not defined

Activity Name	Total Costs	Actual Costs	Prior FYs	FY23	FY24	FY25	FY26	FY27	FY28	5 Year Total	FY29-33
GLWA Salaries	\$310	\$290	\$285	\$22	\$3	\$0	\$0	\$0	\$0	\$3	\$0
Professional Services	\$0	\$0	\$0	\$0	\$0	\$0	\$0	\$0	\$0	\$0	\$0
Design & Construction Assistance # 1 (CS-255)	\$157	\$157	\$157	\$0	\$0	\$0	\$0	\$0	\$0	\$0	\$0
Design/Engineering (CS-1444)	\$64	\$64	\$64	\$0	\$0	\$0	\$0	\$0	\$0	\$0	\$0
Design/Engineering (MISC)	\$20	\$20	\$20	\$0	\$0	\$0	\$0	\$0	\$0	\$0	\$0
Design/Engineering (1900318)	\$140	\$68	\$65	\$75	\$0	\$0	\$0	\$0	\$0	\$0	\$0
Construction (Build) # 1 (PC-795)	\$2,971	\$2,044	\$2,044	\$766	\$161	\$0	\$0	\$0	\$0	\$161	\$0

Project Title: WRRF PS No. 2 Improvements Phase II

Project Status: Future Planned - Within Five Year Plan

Class Lvl 1: Wastewater

Class Lvl 2: WRRF

Class Lvl 3: Primary Treatment

Lookup Location: WRRF

Project New to CIP:

- Innovation**
- WW Master Plan**
- Water Master Plan Right Sizing**
- Redundancy**
- NE WTP Repurposing**
- Linear Assets Outside of Facilities**
- Predecessor Project(s)**



Main Raw Sewage Pumps at Pump Station 2

Project Engineer/Manager: Chris Wilson

Director: Chris Nastally

Project Score

77.4

Problem Statement:

This project will improve the pump reliability of PS-2 to meet NPDES permit flow capacity requirements.

Scope of Work/Project Alternatives:

The preliminary scope of this project is to provide basis of design (study) report for rehabilitation/rebuilding plan for existing pump station no. 2 and its control and any associated equipment. The study will evaluate the addition of VFDs to the three constant speed pumps and will not be limited to increasing the capacity of existing pumps to meet the long-term goal for wet weather capacity. Provide engineering design for rehabilitation/rebuilding of the pumps, replacement of HVAC System, ...

Other Important Info:

Challenges: Shutdown of the pumps to be rehabilitated will require co-ordination with operations and careful planning to meet NPDES permit requirements for the flow capacity during the construction phase.

Project History: Pump Station No. 2 was built in 1994. Seven out of eight pumps are running since 1994. These pumps never attained the design capacity due to an unidentified drifting problem. The eighth pump (Pump No. 10) was installed under PC-740 with a modified suction elbow that provid...

Project Title: WRRF PS No. 2 Improvements Phase II

Current Expenses (All figures are in \$1,000's)

“Total Costs” include costs outside of the 10 year planning window

*Design & Construction costs are inclusive of salaries where salaries are not defined

Activity Name	Total Costs	Actual Costs	Prior FYs	FY23	FY24	FY25	FY26	FY27	FY28	5 Year Total	FY29-33
GLWA Salaries	\$704	\$0	\$0	\$28	\$43	\$42	\$42	\$42	\$43	\$212	\$212
Professional Services	\$69	\$36	\$15	\$54	\$0	\$0	\$0	\$0	\$0	\$0	\$0
Design/Engineering	\$9,000	\$0	\$0	\$0	\$0	\$0	\$0	\$0	\$0	\$0	\$7,176
Design/Engineering (Phase #2)	\$428	\$0	\$0	\$64	\$114	\$152	\$98	\$0	\$0	\$363	\$0
Design/Engineering (Phase #3)	\$90	\$0	\$0	\$90	\$0	\$0	\$0	\$0	\$0	\$0	\$0
Construction (Build) #1	\$60,000	\$0	\$0	\$0	\$0	\$0	\$0	\$0	\$0	\$0	\$5,284
Pump Station #2 VFD Replacement	\$7,000	\$0	\$0	\$0	\$1,085	\$3,599	\$2,317	\$0	\$0	\$7,000	\$0
Pump Station #2 Mag Meter Replacement for Raw Sewage Pumps	\$1,000	\$0	\$0	\$197	\$401	\$400	\$1	\$0	\$0	\$803	\$0

Project Title: WRRF PS No. 1 Improvements

Project Status: Active - Pre-Procurement
- Construction

Class Lvl 1: Wastewater

Class Lvl 2: WRRF

Class Lvl 3: Primary Treatment

Lookup Location: WRRF

Project New to CIP:

- Innovation**
- WW Master Plan**
- Water Master Plan Right Sizing**
- Redundancy**
- NE WTP Repurposing**
- Linear Assets Outside of Facilities**
- Predecessor Project(s)**



Pump Station 1

Project Engineer/Manager: Kashmira Patel

Director: Chris Nastally

Project Score

78.6

Problem Statement:

Condition assessment and rehabilitation of all pumps at Pump Station No. 1 to increase efficiency and reliability. Rehabilitate the pump station to extend useful life.

Scope of Work/Project Alternatives:

The study/design work will identify all major parts including impellers and wear rings to be refurbished for each pump and all related appurtenances. The construction services will provide rehabilitation or replacement as determined in the study and design along with the sequencing of pump shutdown throughout the rehabilitation period. Investigation and evaluation of all the inlet and outlet gates, associated actuators, Motor Control Centers (MCCs), HVAC system, Control System and provide reco...

Other Important Info:

Challenges: Adequate pumping capacity during construction.

Project History: Raw wastewater (influent) from the collection system flows to this Influent Pumping Station through the Detroit River Interceptor (16'D), Oakwood Interceptor (12.5'D) and North Interceptor East Arm (NIEA). Pumping Station No. 1 (PS-1) was constructed in the 1930s and has eight constant speed pumps of various capacities (six were installed in the 1940s and two more were added in 1956) and has a Firm Capacity (largest...

Project Title: WRRF PS No. 1 Improvements

Current Expenses (All figures are in \$1,000's)

“Total Costs” include costs outside of the 10 year planning window

***Design & Construction costs are inclusive of salaries where salaries are not defined**

Activity Name	Total Costs	Actual Costs	Prior FYs	FY23	FY24	FY25	FY26	FY27	FY28	5 Year Total	FY29-33
GLWA Salaries	\$828	\$120	\$112	\$75	\$100	\$99	\$99	\$99	\$100	\$498	\$144
Professional Services	\$179	\$136	\$136	\$43	\$0	\$0	\$0	\$0	\$0	\$0	\$0
Design/Engineering (CS-102)	\$12,612	\$5,807	\$5,720	\$506	\$1,046	\$1,043	\$1,043	\$1,043	\$1,046	\$5,223	\$1,163
Design/Engineering (1900318)	\$50	\$50	\$47	\$4	\$0	\$0	\$0	\$0	\$0	\$0	\$0
Construction (Build) # 1	\$73,922	\$1,013	\$0	\$3,630	\$12,440	\$12,406	\$12,406	\$12,406	\$12,440	\$62,100	\$8,192
Equipment/Material Purchase # 1	\$1,101	\$0	\$0	\$546	\$555	\$0	\$0	\$0	\$0	\$555	\$0
Equipment/Material Purchase # 2	\$3,377	\$0	\$0	\$1,675	\$1,702	\$0	\$0	\$0	\$0	\$1,702	\$0

Project Title: WRRF PS #2 Bar Racks Replacements and Grit Collection System Improvements

Project Status: Project Execution - Design

Class Lvl 1: Wastewater

Class Lvl 2: WRRF

Class Lvl 3: Primary Treatment

Lookup Location: WRRF

Project New to CIP:

- Innovation**
- WW Master Plan**
- Water Master Plan Right Sizing**
- Redundancy**
- NE WTP Repurposing**
- Linear Assets Outside of Facilities**
- Predecessor Project(s)**



Pump Station 2, Grit channels

Project Engineer/Manager: Jason Williams

Director: Chris Nastally

Project Score

75.7

Problem Statement:

Replacement of all bar racks and associated equipment and addition of fine screens (1/4 inch) for more reliable and efficient screenings removal. Addition of screenings washing and compaction will reduce truck traffic and cost of disposal. Improvement of grit collection system with more efficient, grit collection and pumping system, and grit washing and classification will reduce truck traffic and cost of disposal. Improvements to the grit screenings and grit removal and handling systems will i...

Scope of Work/Project Alternatives:

The work consists of evaluation, design and construction of the replacement of the existing bar racks and ancillary equipment and gates, addition of new fine screens (1/4 inch) downstream of the bar racks, addition of screenings washing and compaction, inclusion of stacked tray grit removal or other technology within the aerated grit tank and grit washing and classification. Work also includes the upgrade and expansion of the existing building that houses the screens and the screenings and grit...

Other Important Info:

*Innovation note: Install new grit removal equipment rather than replacement in kind (cyclonic). Replacement of Bar Racks at Pump Station No. 2, Rehabilitation of Grit and Screening System at PS-2 and Rehabilitation of Sampling Sites at WWTP were combined into one project. The design of Rehabilitation of Sampling Sites is completed and was bid separately for construction. The previous design for Bar Rack System will not proceed for construction as designed. A new study, design and construction...

Project Title: WRRF PS #2 Bar Racks Replacements and Grit Collection System Improvements

Current Expenses (All figures are in \$1,000's)

“Total Costs” include costs outside of the 10 year planning window

***Design & Construction costs are inclusive of salaries where salaries are not defined**

Activity Name	Total Costs	Actual Costs	Prior FYs	FY23	FY24	FY25	FY26	FY27	FY28	5 Year Total	FY29-33
GLWA Salaries	\$848	\$59	\$54	\$76	\$108	\$107	\$107	\$107	\$108	\$538	\$180
Professional Services	\$95	\$95	\$95	\$0	\$0	\$0	\$0	\$0	\$0	\$0	\$0
Design/Engineering (1904337)	\$11,307	\$5,694	\$5,169	\$2,158	\$218	\$663	\$663	\$663	\$665	\$2,871	\$1,110
Construction (Build) # 1	\$82,000	\$0	\$0	\$0	\$4,489	\$13,654	\$13,654	\$13,654	\$13,692	\$59,143	\$22,857

Project Title: WRRF Rehabilitation of Ferric Chloride Feed System in PS-1 and Complex B Sludge Lines

Project Status: Project Execution - Construction

Class Lvl 1: Wastewater

Class Lvl 2: WRRF

Class Lvl 3: Primary Treatment

Lookup Location: WRRF

Project New to CIP:

- Innovation**
- WW Master Plan**
- Water Master Plan Right Sizing**
- Redundancy**
- NE WTP Repurposing**
- Linear Assets Outside of Facilities**
- Predecessor Project(s)**



Ferric Chloride Storage and Containment Area

Project Engineer/Manager: Darrel Field

Director: Chris Nastally

Project Score

78.3

Problem Statement:

The Ferric Chloride Systems at PS-1 is used to reduce phosphorus to the required permit levels. The system, which includes chemical storage tanks, secondary containment, valves, and piping is in need of rehabilitation. The Complex B sludge lines are clogged due to Struvite and need rehabilitation or replacement.

Scope of Work/Project Alternatives:

The scope of work will include study design and construction for the ferric chloride feed system at PS-1. Specifically it will include: a study to evaluate alternative locations for application of ferric chloride, a pilot study to test alternative application points, and inspection of the existing chemical feed systems. It will provide recommendations for system modifications and improvements, design of recommended system improvements, and construction of chemical feed system improvements. Eva...

Other Important Info:

*Innovation note: Align sizing & design with U of M phosphorus & enhanced carbon capture studies, as well as improved mixing of the ferric with primary influent.

Challenges: Maintaining capacity of the existing feed system during construction and determining the simplest system that will meet current and future phosphorous limits for both primary and secondary effluent.

Project History: There are phosphorous effluent permit limits for both primary effluent (during wet weather) and for se...

Project Title: WRRF Rehabilitation of Ferric Chloride Feed System in PS-1 and Complex B Sludge Lines

Current Expenses (All figures are in \$1,000's)

“Total Costs” include costs outside of the 10 year planning window

***Design & Construction costs are inclusive of salaries where salaries are not defined**

Activity Name	Total Costs	Actual Costs	Prior FYs	FY23	FY24	FY25	FY26	FY27	FY28	5 Year Total	FY29-33
GLWA Salaries	\$271	\$273	\$240	\$31	\$0	\$0	\$0	\$0	\$0	\$0	\$0
Professional Services	\$173	\$165	\$165	\$5	\$2	\$0	\$0	\$0	\$0	\$2	\$0
Design/Engineering (CS-166)	\$34	\$34	\$34	\$0	\$0	\$0	\$0	\$0	\$0	\$0	\$0
Design/Engineering (1802543)	\$2,322	\$1,899	\$1,857	\$349	\$117	\$0	\$0	\$0	\$0	\$117	\$0
Design/Engineering (2002190)	\$0	\$0	\$0	\$0	\$0	\$0	\$0	\$0	\$0	\$0	\$0
Design/Engineering (MISC)	\$3	\$3	\$3	\$0	\$0	\$0	\$0	\$0	\$0	\$0	\$0
Construction (Build) # 1 (2002190)	\$9,839	\$4,674	\$3,189	\$5,228	\$1,423	\$0	\$0	\$0	\$0	\$1,423	\$0

Project Title: WRRF Rehabilitation of the Circular Primary Clarifier Scum Removal System

Project Status: Project Execution - Design

Class Lvl 1: Wastewater

Class Lvl 2: WRRF

Class Lvl 3: Primary Treatment

Lookup Location: WRRF

Project New to CIP:

- Innovation**
- WW Master Plan**
- Water Master Plan Right Sizing**
- Redundancy**
- NE WTP Repurposing**
- Linear Assets Outside of Facilities**
- Predecessor Project(s)**



Primary Circular Scum House, Inside

Project Engineer/Manager: Jason Williams

Director: Chris Nastally

Project Score

76.6

Problem Statement:

The circular clarifiers scum removal system is over 10 years old and needs to be rehabilitated. This will help protect the secondary treatment process by preventing scum from entering the aeration tanks.

Scope of Work/Project Alternatives:

This project will provide for the study, design, and construction of new scum equipment in the Scum Buildings for the circular primary clarifiers (PCs). The study will consist of an evaluation of the existing process and simplified alternative systems for scum removal including the scum removal from the buildings. Future alternatives for scum disposal, such as addition to an anaerobic digestion process, will be considered. All alternatives will be evaluated for energy efficiency (reduction o...

Other Important Info:

*Innovation note: Evaluate alternatives for energy efficiency.

Project History: There are 12 rectangular PCs and 6 circular PCs at the WRRF. PCs remove TSS, BOD, and phosphorous through a chemically enhanced settling process in addition to fats, oils, and grease (FOG or scum) by skimming the surface of the clarifiers and transporting the scum to a SB where it can be concentrated. The SBs for the rectangular clarifiers were recently rehabilitated. The SBs for the circular clarifiers utilize ...

Project Title: WRRF Rehabilitation of the Circular Primary Clarifier Scum Removal System

Current Expenses (All figures are in \$1,000's)

“Total Costs” include costs outside of the 10 year planning window

***Design & Construction costs are inclusive of salaries where salaries are not defined**

Activity Name	Total Costs	Actual Costs	Prior FYs	FY23	FY24	FY25	FY26	FY27	FY28	5 Year Total	FY29-33
GLWA Salaries	\$351	\$14	\$11	\$3	\$0	\$0	\$0	\$16	\$7	\$23	\$314
Professional Services	\$138	\$59	\$34	\$104	\$0	\$0	\$0	\$0	\$0	\$0	\$0
Design/Engineering	\$2,040	\$442	\$157	\$285	\$0	\$0	\$0	\$1,059	\$247	\$1,306	\$293
Construction (Build) # 1	\$20,200	\$0	\$0	\$0	\$0	\$0	\$0	\$0	\$185	\$185	\$20,015

Project Title: Rehabilitation of Sludge Processing Complexes A and B

Project Status: Future Planned - Within Five Year Plan
Class Lvl 1: Wastewater
Class Lvl 2: WRRF
Class Lvl 3: Primary Treatment
Lookup Location: WRRF
 Project New to CIP:

- Innovation**
- WW Master Plan**
- Water Master Plan Right Sizing**
- Redundancy**
- NE WTP Repurposing**
- Linear Assets Outside of Facilities**
- Predecessor Project(s)**



Complex B, Basement

Project Engineer/Manager: Chris Wilson

Director: Chris Nastally

Project Score

89.7

Problem Statement:

Both Complex A and Complex B have reached the end of their design life. The majority of the equipment for the two processes are located below grade in areas prone to flooding. Tanks are located above grade and have little or no access around the perimeter. This limits and reduces cleaning effectiveness. Both the valves and the pumps used to transfer sludge to the Biosolids Drying Facility (BDF) are past their design life. Equipment breakage affects the plant ability to process sludge.

Scope of Work/Project Alternatives:

The work consists of evaluation, design and rehabilitation of both Complex A and Complex B with scope to include tank repair to improve tank access and extend life, building and process repair to including structural, mechanical, process, electrical, and instrumentation replacement. Scope should focus on relocating the sludge pumps from below grade to above grade which could include new above grade structures and cross connecting pumps to allow for additional flexibility in feeding the BDF pro...

Other Important Info:

Maintaining the MDEQ-NPDES required capacity during the construction phase of the project.

Current Expenses (All figures are in \$1,000's)

"Total Costs" include costs outside of the 10 year planning window

***Design & Construction costs are inclusive of salaries where salaries are not defined**

Activity Name	Total Costs	Actual Costs	Prior FYs	FY23	FY24	FY25	FY26	FY27	FY28	5 Year Total	FY29-33
GLWA Salaries	\$460	\$0	\$0	\$0	\$0	\$0	\$77	\$77	\$77	\$230	\$230
Professional Services	\$94	\$94	\$94	\$0	\$0	\$0	\$0	\$0	\$0	\$0	\$0
Design/Engineering	\$4,050	\$0	\$0	\$0	\$0	\$0	\$1,608	\$692	\$350	\$2,650	\$1,400
Construction (Build) #1	\$17,500	\$0	\$0	\$0	\$0	\$0	\$0	\$0	\$3,503	\$3,503	\$13,997

Project Title: WRRF PS1 Screening and Grit Improvements

Project Status: Future Planned - Ten Year CIP

Class Lvl 1: Wastewater

Class Lvl 2: WRRF

Class Lvl 3: Primary Treatment

Lookup Location: WRRF

Project New to CIP:

- Innovation**
- WW Master Plan**
- Water Master Plan Right Sizing**
- Redundancy**
- NE WTP Repurposing**
- Linear Assets Outside of Facilities**
- Predecessor Project(s)**



Project Engineer/Manager: Chris Wilson

Director: Chris Nastally

Project Score

77.5

Problem Statement:

Addition of fine screens (1/4 inch) for more reliable and efficient screenings removal is needed. Addition of screenings washing and compaction to reduce truck traffic and cost of disposal. Improvement of grit collection system with more efficient, state-of-the-art, grit collection and pumping system, grit washing and classification to reduce truck traffic and cost of disposal. Improvements to the grit screenings and grit removal and handling systems will improve the performance of all downstre...

Scope of Work/Project Alternatives:

The work consists of evaluation, design and construction of the addition of new fine screens (1/4 inch) downstream of the bar racks, addition of screenings washing and compaction, inclusion of stacked tray grit removal within the aerated grit tank and grit washing and/or classification. Work also includes the upgrade and expansion of the existing building that houses the screens and the screenings and grit handling and load out, including all lighting, HVAC, plumbing, electrical, and architectu...

Other Important Info:

Maintaining the MDEQ-NPDES required capacity during the construction phase of the project. Coordination with the CIP Number 211006

Project Title: WRRF PS1 Screening and Grit Improvements

Current Expenses (All figures are in \$1,000's)

“Total Costs” include costs outside of the 10 year planning window

***Design & Construction costs are inclusive of salaries where salaries are not defined**

Activity Name	Total Costs	Actual Costs	Prior FYs	FY23	FY24	FY25	FY26	FY27	FY28	5 Year Total	FY29-33
GLWA Salaries	\$882	\$0	\$0	\$33	\$50	\$50	\$50	\$50	\$81	\$281	\$406
Professional Services	\$0	\$0	\$0	\$0	\$0	\$0	\$0	\$0	\$0	\$0	\$0
Design & Construction Assistance # 1	\$15,000	\$0	\$0	\$0	\$0	\$0	\$0	\$0	\$1,428	\$1,428	\$9,003
Design & Construction Assistance # 2	\$0	\$0	\$0	\$0	\$0	\$0	\$0	\$0	\$0	\$0	\$0
Construction (Build) # 1	\$78,000	\$0	\$0	\$0	\$0	\$0	\$0	\$0	\$0	\$0	\$40,664
Construction (Build) # 2	\$4,000	\$0	\$0	\$278	\$1,588	\$1,584	\$551	\$0	\$0	\$3,722	\$0

Project Title: WRRF Aeration Improvements 1 and 2

Project Status: Active - Procurement - Design

Class Lvl 1: Wastewater

Class Lvl 2: WRRF

Class Lvl 3: Secondary Treatment and Disinfection

Lookup Location: WRRF

Project New to CIP:

- Innovation**
- WW Master Plan**
- Water Master Plan Right Sizing**
- Redundancy**
- NE WTP Repurposing**
- Linear Assets Outside of Facilities**
- Predecessor Project(s)**



Aeration Basin 1 and ILP's 1 and 2

Project Engineer/Manager: Charles Reinhart

Director: Chris Nastally

Project Score

76.3

Problem Statement:

The Intermediate Lift Pumps (ILPs) convey primary effluent to the secondary bioreactors (aeration decks). These pumps have reached the end of their useful life and are in need of replacement. The pump selection is integrally connected to improvements in the aeration decks related to the conversion to biological phosphorus removal, implementation of step feed and overall improved hydraulic control in the aeration decks and flow control through the secondary system. Implementation of biological p...

Scope of Work/Project Alternatives:

The work consists of evaluation, design and construction of the replacement of ILPs 1 & 2, conversion of aeration decks 1 & 2 to incorporate biological phosphorus removal, (including replacement of mixers in Bays 1, 2 and 3), relocation of the oxygen feed, and installing a new purge blower. Incorporation of step feed includes modification of the influent conditions to allow primary effluent to be directed to Bay 1, as well as two other locations down the length of the tank. Weir length will be ...

Other Important Info:

Opportunity for a common header system to allow for any ILP to supply any bioreactor. If feasible provide ILPs that can meet the regulatory and dry weather needs without the need for speed control.

Challenges: Maintaining the required wet weather secondary capacity of 930 MGD while operating efficiently during dry weather flows.

Project History: ILP Station No. 1 houses ILP Nos. 1 and 2. The pumps are vertical turbine type each with a maximum capacity of 365 MGD and a motor size of 2,5...

Project Title: WRRF Aeration Improvements 1 and 2

Current Expenses (All figures are in \$1,000's)

“Total Costs” include costs outside of the 10 year planning window

***Design & Construction costs are inclusive of salaries where salaries are not defined**

Activity Name	Total Costs	Actual Costs	Prior FYs	FY23	FY24	FY25	FY26	FY27	FY28	5 Year Total	FY29-33
GLWA Salaries	\$1,337	\$32	\$27	\$37	\$187	\$186	\$186	\$186	\$187	\$931	\$342
Professional Services #1	\$1,353	\$891	\$843	\$511	\$0	\$0	\$0	\$0	\$0	\$0	\$0
Professional Services #2	\$60	\$99	\$99	(\$39)	\$0	\$0	\$0	\$0	\$0	\$0	\$0
Design/Engineering	\$1,530	\$0	\$0	\$38	\$219	\$218	\$218	\$218	\$219	\$1,091	\$401
Construction (Build) #1	\$73,301	\$0	\$0	\$1,831	\$10,472	\$10,443	\$10,443	\$10,443	\$10,472	\$52,272	\$19,198

Project Title: WRRF Improvements to Sludge Feed Pumps at Dewatering Facilities

Project Status: Active - Procurement - Design
Class Lvl 1: Wastewater
Class Lvl 2: WRRF
Class Lvl 3: Residuals Management
Lookup Location: WRRF
 Project New to CIP:

- Innovation**
- WW Master Plan**
- Water Master Plan Right Sizing**
- Redundancy**
- NE WTP Repurposing**
- Linear Assets Outside of Facilities**
- Predecessor Project(s)**



Sludge Feed pump in Complex A

Project Engineer/Manager: Jared Buzo

Director: Chris Nastally

Project Score

76.6

Problem Statement:

Improvements to the sludge feed pumping (SFP) system will provide a wide range of operating options. Variable Frequency drive and Hydraulic drive units for SFP 1 and 2 are located below grade and the area has flooded. A single recycle valve for SFP 3 and 4 puts the plant at a higher risk for system outages.

Scope of Work/Project Alternatives:

The scope of work includes study, design, and construction for the replacement of sludge feed pumps SFP 1, 2, 3, 4, 5 and 6 and other modifications to the pumping system at the WRRF.

Other Important Info:

Challenges: Maintaining Plant Operational Capacity during construction.

Project History: Water Resource Recovery Facility (WRRF) has six (6) Sludge Storage Tanks (SST-1, 2, 3, 4, 5 &6), which feed sludge to the dewatering facilities (i.e. belt filter presses complexes and complex II centrifuges.) Typically, sludge from Storage Tanks 1 & 2 supplies the centrifuges on dewatering complex II upper level; sludge from Storage Tanks 3 & 4 supplies the centrifuges on the lower level of Dewatering...

Current Expenses (All figures are in \$1,000's)

"Total Costs" include costs outside of the 10 year planning window

***Design & Construction costs are inclusive of salaries where salaries are not defined**

Activity Name	Total Costs	Actual Costs	Prior FYs	FY23	FY24	FY25	FY26	FY27	FY28	5 Year Total	FY29-33
GLWA Salaries	\$259	\$7	\$7	\$7	\$50	\$50	\$50	\$50	\$44	\$244	\$0
Professional Services	\$338	\$293	\$290	\$49	\$0	\$0	\$0	\$0	\$0	\$0	\$0
Design/Engineering	\$2,060	\$0	\$0	\$137	\$1,000	\$363	\$156	\$215	\$189	\$1,923	\$0
Construction (Build) #1	\$5,000	\$0	\$0	\$0	\$0	\$0	\$1,397	\$1,917	\$1,686	\$5,000	\$0

Project Title: WRRF Modification to Incinerator Sludge Feed Systems at Complex -II

Project Status: Project Execution - Construction
Class Lvl 1: Wastewater
Class Lvl 2: WRRF
Class Lvl 3: Residuals Management
Lookup Location: WRRF
 Project New to CIP:

- Innovation**
- WW Master Plan**
- Water Master Plan Right Sizing**
- Redundancy**
- NE WTP Repurposing**
- Linear Assets Outside of Facilities**
- Predecessor Project(s)**



Project Engineer/Manager: Darrel Field

Director: Philip Kora

Project Score

96.2

Problem Statement:

GLWA have an ongoing study and design of sludge cake conveyance system improvements project as a result of a fire in March 2016 in the Complex -II Incinerators building. The construction of this project will provide a cleaner, fire resistant, reliable and safe sludge feed to the incinerators.

Scope of Work/Project Alternatives:

The restoration of sludge conveying capacity, which was lost due to the fire damage and to provide improved sludge conveyance from each dewatering facility to the incinerators. Replacement of 19 MCCs and Replacement of the Unit Substation EB-26 in Incineration Complex II is included.

Other Important Info:

Challenges: Maintaining the sludge conveyance capacity to meet permit requirements during the construction of these improvements, will be the most significant challenge.

Project History: The C-II Incineration complex is over 40 years old. Major rehabilitation had been deferred over the years in anticipation of an alternative Biosolids disposal solution to handle all the solids. Complex-II has many major pieces of equipment that are nearing the end of their useful life and require replacemen...

Project Title: WRRF Relocation of Industrial Waste Control Division and Analytical Laboratory Operations

Project Status: Closed
Class Lvl 1: Wastewater
Class Lvl 2: WRRF
Class Lvl 3: Industrial Waste Control
Lookup Location: System Wide
 Project New to CIP:

- Innovation**
- WW Master Plan**
- Water Master Plan Right Sizing**
- Redundancy**
- NE WTP Repurposing**
- Linear Assets Outside of Facilities**
- Predecessor Project(s)**



Project Engineer/Manager: Nicolas Nicolas

Director: Philip Kora

Project Score

0

Problem Statement:

Laboratory Optimization, Continued operation of Industrial Waste Control (IWC) and laboratory, lease termination for analytical laboratory, and utilization of available space in WRRF new Administration Building (NAB)

Scope of Work/Project Alternatives:

Relocate the Industrial Waste Control (IWC) Division and Analytical Laboratory to the New Administration Building (NAB) at WRRF. Consolidate the existing Operations Laboratory with Analytical Laboratory.

Other Important Info:

Challenges: Maintaining the laboratory operations during relocation.

Project History: GLWA implements an Industrial Pretreatment Program (IPP). A key component of the IPP includes the performance of analytical testing on wastewater samples collected from industrial and commercial sources. The Industrial Waste Control Division (IWC) is responsible for implementation of the IPP. IWC activities are housed at the Livernois Center Building (LCB) while the Analytical Laboratory leases space on...

Project Title: Rehabilitation of Various Sampling Sites and PS#2 Ferric Chloride System at WRRF

Project Status: Project Execution - Construction

Class Lvl 1: Wastewater

Class Lvl 2: WRRF

Class Lvl 3: General Purpose

Lookup Location: WRRF

Project New to CIP:

- Innovation**
- WW Master Plan**
- Water Master Plan Right Sizing**
- Redundancy**
- NE WTP Repurposing**
- Linear Assets Outside of Facilities**
- Predecessor Project(s)**



Project Engineer/Manager: Ihsan Wahab

Director: Philip Kora

Project Score

94.7

Problem Statement:

Rehabilitation of the sampling facilities will improve system reliability and allow for consistent and accurate sampling. This will help to facilitate accurate reporting to MDEQ. The rehabilitation of Ferric Chloride system will improve the phosphorous removal to comply with the Permit.

Scope of Work/Project Alternatives:

The scope of work includes:
Replacement of existing sampling equipment, installing new samplers, pumps, piping, housing and support equipment such as I&C, HVAC, etc. at the various sampling sites.
It also includes:
Replacement of two existing steel Ferric Chloride tanks at PS#2 with four (4) smaller tanks.
Providing new piping layout, gravity feed, and self-cleaning strainer.
Rehabilitating the Ferric Chloride Unloading station, associ...

Other Important Info:

*Innovation note: Rehab may include alternative online/real-time sampling & analysis, as well as improved mixing of the ferric with primary influent.
The design for Grit & Screening System and Sampling Station were complete under an As Needed Engineering Services Contract. The construction for Rehabilitation of Sampling Sites will be bid out separately. The Bar Rack System will not proceed for construction as designed.

Challenges: Maintaining the MDEQ-NPDES required capacity during the con...

Project Title: Rehabilitation of Various Sampling Sites and PS#2 Ferric Chloride System at WRRF

Current Expenses (All figures are in \$1,000's)

"Total Costs" include costs outside of the 10 year planning window

***Design & Construction costs are inclusive of salaries where salaries are not defined**

Activity Name	Total Costs	Actual Costs	Prior FYs	FY23	FY24	FY25	FY26	FY27	FY28	5 Year Total	FY29-33
GLWA Salaries	\$305	\$371	\$328	(\$14)	(\$9)	\$0	\$0	\$0	\$0	(\$9)	\$0
Professional Services	\$0	\$0	\$0	\$0	\$0	\$0	\$0	\$0	\$0	\$0	\$0
Design/Engineering (CS-292)	\$136	\$118	\$118	\$16	\$2	\$0	\$0	\$0	\$0	\$2	\$0
Design/Engineering (CS-301)	\$889	\$423	\$419	\$409	\$62	\$0	\$0	\$0	\$0	\$62	\$0
Design/Engineering (CS-1481)	\$271	\$271	\$271	\$0	\$0	\$0	\$0	\$0	\$0	\$0	\$0
Design/Engineering (CS-1499)	\$124	\$124	\$124	\$0	\$0	\$0	\$0	\$0	\$0	\$0	\$0
Design/Engineering (MISC)	\$49	\$49	\$49	\$0	\$0	\$0	\$0	\$0	\$0	\$0	\$0
Construction (Build) # 1 (1802410)	\$6,556	\$5,498	\$4,974	\$1,441	\$140	\$0	\$0	\$0	\$0	\$140	\$0
Construction (1900744)	\$0	\$56	\$56	(\$56)	\$0	\$0	\$0	\$0	\$0	\$0	\$0

Project Title: Assessment and Rehabilitation of WRRF yard piping and underground utilities

Project Status: Project Execution - Construction

Class Lvl 1: Wastewater

Class Lvl 2: WRRF

Class Lvl 3: General Purpose

Lookup Location: WRRF

Project New to CIP:

- Innovation**
- WW Master Plan**
- Water Master Plan Right Sizing**
- Redundancy**
- NE WTP Repurposing**
- Linear Assets Outside of Facilities**
- Predecessor Project(s)**



Secondary Area

Project Engineer/Manager: Nicolas Nicolas

Director: Philip Kora

Project Score

79

Problem Statement:

Yard piping and underground utilities are vital to the operations of the WRRF. The integrity of these systems will be maintained with this project. The Secondary Water system needs to be relocated or completely refurbished to provide uninterrupted water for fire protection and process applications such as seal water to the pumps. Some of the yard piping is original to the plant and requires a condition assessment.

Scope of Work/Project Alternatives:

This project will include the study, design, and construction for the needed improvements to yard piping and underground utilities. This includes right sizing, as-built confirmation and condition assessment of our yard piping and underground utilities. It is possible that the secondary water system may need to be relocated. The distribution models for the water systems will also need to be updated. A redundant potable water feed to the WRRF will also be evaluated.

Other Important Info:

Reliable utility is a critical aspect of O&M for the facility and to avoid outages.

Project History: Some of the pipe lines at the WRRF have been in existence since the plant was built. As the plant has grown, so have the systems. In general, the majority of the changes to the multiple systems occurred when the specific buildings or components to the plant were built or renovated. Therefore, an evaluation and necessary replacement of these pipelines is needed.

Challenges: Maintaining ad...

Project Title: Assessment and Rehabilitation of WRRF yard piping and underground utilities

Current Expenses (All figures are in \$1,000's)

“Total Costs” include costs outside of the 10 year planning window

***Design & Construction costs are inclusive of salaries where salaries are not defined**

Activity Name	Total Costs	Actual Costs	Prior FYs	FY23	FY24	FY25	FY26	FY27	FY28	5 Year Total	FY29-33
GLWA Salaries	\$366	\$196	\$168	\$70	\$64	\$64	\$0	\$0	\$0	\$128	\$0
Professional Services	\$142	\$137	\$137	\$6	\$0	\$0	\$0	\$0	\$0	\$0	\$0
Design/Engineering (1903601)	\$3,348	\$1,460	\$1,265	\$665	\$710	\$708	\$0	\$0	\$0	\$1,418	\$0
Construction (Build) # 1	\$22,449	\$2,665	\$2,192	\$5,393	\$7,442	\$7,422	\$0	\$0	\$0	\$14,863	\$0

Project Title: DTE Primary Electric 3rd Feed Supply to WRRF

Project Status: Closed
Class Lvl 1: Wastewater
Class Lvl 2: WRRF
Class Lvl 3: General Purpose
Lookup Location: WRRF
 Project New to CIP:

- Innovation**
- WW Master Plan**
- Water Master Plan Right Sizing**
- Redundancy**
- NE WTP Repurposing**
- Linear Assets Outside of Facilities**
- Predecessor Project(s)**



Project Engineer/Manager: Phillip Kora

Director: Philip Kora

Project Score

0

Problem Statement:

The scope of this project includes design and construction of 3rd 120 KV primary electric supply transmission line (design, build and maintain by DTE) tapping into the 120 kv waterman-Zug line in the vicinity of Dearborn St. and Copland St right of way at Tower 1368 per the agreement between DTE and GLWA dated May 2, 2019. GLWA is responsible to secure the property right-of-way from the property owners as well as environmental remediation and cleanup including hauling and disposal of any soil.

Scope of Work/Project Alternatives:

GLWA also is responsible to provide the connection from the service point (last steel pole installed by DTE) to GLWA's equipment on GLWA's property. This primary transmission power line will energize the already installed new 120-13.8 industrial substation owned by GLWA near EB-1.

Other Important Info:

Challenges: Negotiation with private property owners and testing of the automatic switch required co-ordination with operations. GLWA and DTE executed the new agreement in May 2019.

Project Title: DTE Primary Electric 3rd Feed Supply to WRRF

Current Expenses (All figures are in \$1,000's)

"Total Costs" include costs outside of the 10 year planning window

***Design & Construction costs are inclusive of salaries where salaries are not defined**

Activity Name	Total Costs	Actual Costs	Prior FYs	FY23
GLWA Salaries	\$553	\$553	\$553	\$0
Professional Services	\$33	\$33	\$33	\$0
Design & Construction Assistance # 1 (CS-189)	\$53	\$53	\$53	\$0
Design/Engineering (CS-1433)	\$15	\$15	\$15	\$0
Design/Engineering (1900318)	\$65	\$65	\$65	\$0
Construction (Build) # 1	\$3,277	\$3,277	\$3,277	\$0

Project Title: Rehabilitation of Screened Final Effluent (SFE) Pump Station

Project Status: Project Execution - Design

Class Lvl 1: Wastewater

Class Lvl 2: WRRF

Class Lvl 3: General Purpose

Lookup Location: WRRF

Project New to CIP:

- Innovation**
- WW Master Plan**
- Water Master Plan Right Sizing**
- Redundancy**
- NE WTP Repurposing**
- Linear Assets Outside of Facilities**
- Predecessor Project(s)**



SFE Building, Basement

Project Engineer/Manager: Chris Wilson

Director: Chris Nastally

Project Score

63.2

Problem Statement:

The Screened Final Effluent (SFE) Pump Station provides SFE water to many of the GLWA WRRF treatment processes and needs to be completely rehabilitated to maintain uninterrupted supply of SFE water to these processes.

Scope of Work/Project Alternatives:

This project will include the study, design, and construction for the needed improvements to the SFE pump station. This includes required capacity, pumps, strainers, piping, controls, building improvements, and electrical supply. This will also include a study to evaluate the potential for replacing the secondary water with SFE utilization where feasible and an alternative analysis to the existing carrier water at chlorination/dechlorination facility, seal water, recovery needs which may incl...

Other Important Info:

*Innovation note: Optimizing of a valuable resource recovered for facility needs. Project History: The SFE pump station has eight pumps with a total capacity of approximately 135 MGD. Pumps 1,2,4, and 6 were installed in 1973, pumps 3 and 5 in 1980, and pumps 7 and 8 in 1998. The older pumps were rebuilt in 1998. Strainers have been reconditioned over time. Due to the critical nature of the SFE pump station a significant upgrade/rehabilitation is required. In addition, the two 5 kV transformer...

Project Title: Rehabilitation of Screened Final Effluent (SFE) Pump Station

Current Expenses (All figures are in \$1,000's)

“Total Costs” include costs outside of the 10 year planning window

***Design & Construction costs are inclusive of salaries where salaries are not defined**

Activity Name	Total Costs	Actual Costs	Prior FYs	FY23	FY24	FY25	FY26	FY27	5 Year Total
GLWA Salaries	\$574	\$22	\$19	\$84	\$122	\$122	\$122	\$106	\$472
Professional Services	\$903	\$299	\$233	\$670	\$0	\$0	\$0	\$0	\$0
Design/Engineering (1802887)	\$3,960	\$29	\$29	\$2,490	\$63	\$479	\$479	\$419	\$1,440
Design/Engineering (CS-166)	\$238	\$35	\$29	\$35	\$45	\$45	\$45	\$39	\$174
Construction (Build) # 1	\$58,300	\$1,989	\$1,355	\$633	\$2,464	\$18,736	\$18,736	\$16,375	\$56,311

Project Title: WRRF Structural Improvements

Project Status: Active - Procurement - Negotiation Phase - Design
Class Lvl 1: Wastewater
Class Lvl 2: WRRF
Class Lvl 3: General Purpose
Lookup Location: WRRF
 Project New to CIP:

- Innovation**
- WW Master Plan**
- Water Master Plan Right Sizing**
- Redundancy**
- NE WTP Repurposing**
- Linear Assets Outside of Facilities**
- Predecessor Project(s)**



Incineration Building

Project Engineer/Manager: Alfredo Lava

Director: Chris Nastally

Project Score

64.4

Problem Statement:

The WRRF facilities are some of the oldest facilities within the GLWA infrastructure and are beyond their original design lives. In order to assure the safety of GLWA personnel working at the WRRF and to increase operational reliability, GLWA is initiating a long-term structural maintenance program. The program will start with a full structural needs assessment and a four-year program of implementing the highest priority repairs in order of priority.

Scope of Work/Project Alternatives:

The program will include a complete field assessment and structural condition report, classification of recommended repairs into levels of urgency, estimating quantities and the costs of repairs, developing a three-year repair program to address high priority repairs, design and implementation of repairs, preparation of as-built drawings and final project report. The Work includes improvements to be designed, administered, and constructed by the D/B Contractor including civil/site, architectura...

Other Important Info:

None

Current Expenses (All figures are in \$1,000's)

"Total Costs" include costs outside of the 10 year planning window

***Design & Construction costs are inclusive of salaries where salaries are not defined**

Activity Name	Total Costs	Actual Costs	Prior FYs	FY23	FY24	FY25	FY26	FY27	FY28	5 Year Total
GLWA Salaries	\$371	\$8	\$5	\$55	\$79	\$79	\$79	\$75	\$0	\$311
Professional Services #1	\$116	\$45	\$20	\$96	\$0	\$0	\$0	\$0	\$0	\$0
Professional Services #2	\$2,030	\$0	\$0	\$291	\$440	\$439	\$439	\$421	\$0	\$1,739
Design-Build	\$12,639	\$0	\$0	\$1,812	\$2,740	\$2,733	\$2,733	\$2,621	\$0	\$10,827

Project Title: Detroit River Interceptor (DRI) Evaluation and Rehabilitation

Project Status: Project Execution - Construction

Class Lvl 1: Wastewater

Class Lvl 2: Field Services

Class Lvl 3: Interceptor

Lookup Location: Detroit River Interceptor

Project New to CIP:

- Innovation**
- WW Master Plan**
- Water Master Plan Right Sizing**
- Redundancy**
- NE WTP Repurposing**
- Linear Assets Outside of Facilities**
- Predecessor Project(s)**



Project Engineer/Manager: Mini Panicker

Director: Todd King

Project Score

66.4

Problem Statement:

The DRI was constructed under multiple contracts from the 1910's to the 1930's and has been in service since that time. Between 2012 and 2016, a visual inspection was completed of the DRI beginning at Alter Road and extending to near the WRRF. Significant distress was observed in some sections of the DRI during these inspections, and by 2017, it was clear that a major rehabilitation of the interceptor was necessary to prevent further deterioration and to limit the potential for catastrophic fai...

Scope of Work/Project Alternatives:

The Preliminary Scope of Work of the Project is to review the existing records, investigate the existing conditions , provide the necessary cleaning/rehabilitation/replacement to optimize the design capacity of the interceptor and to extend the service life of this asset.

Other Important Info:

Challenges: DRI had significant flow control challenges for both inspection and rehabilitation. As part of this project major flow control structures were constructed to meet these challenges.

Project Title: Detroit River Interceptor (DRI) Evaluation and Rehabilitation

Current Expenses (All figures are in \$1,000's)

“Total Costs” include costs outside of the 10 year planning window

***Design & Construction costs are inclusive of salaries where salaries are not defined**

Activity Name	Total Costs	Actual Costs	Prior FYs	FY23	FY24	FY25	FY26	FY27	FY28	5 Year Total	FY29-33
GLWA Salaries	\$1,905	\$195	\$193	\$113	\$167	\$167	\$167	\$167	\$167	\$835	\$765
Professional Services	\$0	\$0	\$0	\$0	\$0	\$0	\$0	\$0	\$0	\$0	\$0
Construction (DB-226)	\$86,231	\$42,125	\$37,678	\$12,779	\$17,087	\$9,871	\$8,816	\$0	\$0	\$35,774	\$0
Design-Build # 2 (CON-183)	\$4,408	\$4,408	\$4,408	\$0	\$0	\$0	\$0	\$0	\$0	\$0	\$0
TBD/Unallocated	\$21,015	\$0	\$0	\$0	\$0	\$0	\$0	\$0	\$2,061	\$2,061	\$18,954

Project Title: North Interceptor East Arm (NIEA) 7 Mile Road Diversion Structure

Project Status: Future Planned - Within Five Year Plan

Class Lvl 1: Wastewater

Class Lvl 2: Field Services

Class Lvl 3: Interceptor

Lookup Location: --

Project New to CIP:

- Innovation
- WW Master Plan**
- Water Master Plan Right Sizing**
- Redundancy**
- NE WTP Repurposing**
- Linear Assets Outside of Facilities**
- Predecessor Project(s)**



Project Engineer/Manager: Jody Caldwell

Director: Jody Caldwell

Project Score

63.9

Problem Statement:

Oakland-Macomb Interceptor Drain Drainage District's (OMIDDD) is proposing new flow controls within the NIEA near 7-Mile, as part of the repair work currently being designed by OMIDDD within the NIEA upstream of Meldrum.

There are four sewer connections through which wastewater is discharged into the NIEA. On the upstream end of the NIEA, the OMIDDD discharges wastewater from the NESPS. Downstream of the NESPS, there are three gated drop connections to the NIEA at its crossings with the Firs...

Scope of Work/Project Alternatives:

The scope of work consists of the construction of a new flow control structure and automation of an existing flow control gate at the point of connection between the NIEA and the 7-Mile Relief Sewer.

This project is being undertaken by OMIDDD as part of their planned NIEA rehabilitation work. GLWA is currently considering cost sharing options for this project as GLWA believes this automated gate structure has operational benefit.

GLWA has evaluated the benefit of the automated gate stru...

Other Important Info:

Within Section 6.11 Collection System Redundancy Assessment of the Wastewater Master Plan, identifies the NIEA diversion at 7-Mile Road as a dry weather flow redundancy need.

Project not scored by risk committee since it is critical or for emergency repairs

Current Expenses (All figures are in \$1,000's)

"Total Costs" include costs outside of the 10 year planning window

***Design & Construction costs are inclusive of salaries where salaries are not defined**

Activity Name	Total Costs	Actual Costs	Prior FYs	FY23	FY24	5 Year Total
GLWA Salaries	\$0	\$0	\$0	\$0	\$0	\$0
Construction	\$5,000	\$0	\$0	\$2,479	\$2,521	\$2,521

Project Title: Fairview Pumping Station - Replace Four Sanitary Pumps

Project Status: Project Execution - Construction
Class Lvl 1: Wastewater
Class Lvl 2: Systems Control Center
Class Lvl 3: Pump Stations
Lookup Location: Fairview Pumping Station
 Project New to CIP:

- Innovation**
- WW Master Plan**
- Water Master Plan Right Sizing**
- Redundancy**
- NE WTP Repurposing**
- Linear Assets Outside of Facilities**
- Predecessor Project(s)**



Project Engineer/Manager: Jorge Nicolas

Director: Chris Nastally

Project Score

63.6

Problem Statement:

Replacement and upgrade of pumping equipment's to improve transportation of waste water to the treatment plant

Scope of Work/Project Alternatives:

The scope of work consists of the study, design, and construction of four new pumping systems including inlet and discharge valves and wet well hydraulics. This also includes enlarging doorways, revamping roadways, and upgrading electrical and control systems.

Other Important Info:

This project replaces all existing old pumping units with a state of the art dry pit pumping units with associated I&C and Ovation control from SCC
 This project was not scored by risk committee because it is far advanced

Project Title: Freud & Conner Creek Pump Station Improvements

Project Status: Project Execution - Design
Class Lvl 1: Wastewater
Class Lvl 2: Systems Control Center
Class Lvl 3: Pump Stations
Lookup Location: Conner Creek & Freud Pump Stations
 Project New to CIP:

- Innovation**
- WW Master Plan**
- Water Master Plan Right Sizing**
- Redundancy**
- NE WTP Repurposing**
- Linear Assets Outside of Facilities**
- Predecessor Project(s)**



Both PSs pictures

Project Engineer/Manager: Mini Panicker

Director: Biren Saparia

Project Score

94.1

Problem Statement:

Both Freud and Connor pump stations experience reliability challenges associated with the age of the equipment. Their wet wells cannot be isolated from the influent collection system to allow for inspection and maintenance. Modifications and improvements to these pump stations are necessary to protect the health, safety, and welfare of the residents. The primary objective of this project is the study of the overall performance of Connor Creek and Freud sewage pumping stations developing the des...

Scope of Work/Project Alternatives:

Provide a basis of design, and final design for an operational strategy to optimize the utilization of interconnected piping and operation between Connor Creek and Freud pumping stations and the Connor Creek Retention and Treatment Basin. Provide construction of the project and construction assistance during construction.

Other Important Info:

Challenges: Meeting the collection system transport capacity during the construction.

Project History: The Connor Creek Pump Station (CCPS) was originally built in 1928 with four storm water pumps, each with a rated capacity of 500 cubic feet per second (cfs). The CCPS was expanded in 1940 adding four more pumps of the same capacity. The pump station currently has a total capacity of 4,000 cfs and a firm capacity of 3,500 cfs. The pumps are primed using a vacuum system that relies on the f...

Project Title: Freud & Conner Creek Pump Station Improvements

Current Expenses (All figures are in \$1,000's)

“Total Costs” include costs outside of the 10 year planning window

***Design & Construction costs are inclusive of salaries where salaries are not defined**

Activity Name	Total Costs	Actual Costs	Prior FYs	FY23	FY24	FY25	FY26	FY27	FY28	5 Year Total	FY29-33
GLWA Salaries	\$7,483	\$2,700	\$2,595	\$358	\$381	\$380	\$356	\$356	\$381	\$1,854	\$1,889
Professional Services	\$49	\$49	\$49	\$0	\$0	\$0	\$0	\$0	\$0	\$0	\$0
Design/Engineering (CS-120)	\$24,411	\$8,769	\$8,372	\$492	\$550	\$549	\$3,809	\$3,809	\$559	\$9,276	\$4,336
Design/Engineering (MISC)	\$8	\$8	\$8	\$0	\$0	\$0	\$0	\$0	\$0	\$0	\$0
Construction (Build) # 1 (CON-109)	\$5,086	\$5,086	\$5,086	\$0	\$0	\$0	\$0	\$0	\$0	\$0	\$0
Construction (Phase 2) - Freud Pump Station	\$90,460	\$460	\$460	\$2,745	\$16,470	\$16,425	\$16,425	\$16,425	\$16,470	\$82,215	\$5,040
Construction (Phase 3) - Connor Pump Station	\$431,000	\$0	\$0	\$0	\$4,415	\$8,854	\$8,854	\$8,854	\$24	\$31,000	\$273,167

Project Title: Condition Assessment at Blue Hill Pump Station

Project Status: Future Planned - Within Five Year Plan
Class Lvl 1: Wastewater
Class Lvl 2: Systems Control Center
Class Lvl 3: Pump Stations
Lookup Location: Blue Hill Pump Station - Detroit
 Project New to CIP:

- Innovation
- WW Master Plan**
- Water Master Plan Right Sizing**
- Redundancy**
- NE WTP Repurposing**
- Linear Assets Outside of Facilities**
- Predecessor Project(s)**



Project Engineer/Manager: Mini Panicker

Director: Todd King

Project Score

60.6

Problem Statement:

The condition of the Blue Hill PS has not been accurately established to the metrics being established for other GLWA pumping stations. A new condition assessment is required.

Scope of Work/Project Alternatives:

Perform station inspection by a multi-discipline team of specialists in pumps, valves, electrical, HVAC, structural, building envelope I&C, security, and building mechanical systems. Perform wire to water efficiency tests

Other Important Info:

Performance of this pumping station is connected to flood control objectives for Conner and Freud Pumping Stations.

Current Expenses (All figures are in \$1,000's)

"Total Costs" include costs outside of the 10 year planning window

***Design & Construction costs are inclusive of salaries where salaries are not defined**

Activity Name	Total Costs	Actual Costs	Prior FYs	FY23
GLWA Salaries	\$58	\$0	\$0	\$58
Professional Services	\$0	\$0	\$0	\$0
Design/Engineering	\$200	\$0	\$0	\$200

Project Title: Sewer and Interceptor Rehabilitation Program

Project Status: Project Execution - Construction
Class Lvl 1: Wastewater
Class Lvl 2: Systems Control Center
Class Lvl 3: General Purpose
Lookup Location: Sewers and Interceptors
 Project New to CIP:

- Innovation**
- WW Master Plan**
- Water Master Plan Right Sizing**
- Redundancy**
- NE WTP Repurposing**
- Linear Assets Outside of Facilities**
- Predecessor Project(s)**



Project Engineer/Manager: Mini Panicker

Director: Todd King

Project Score

0

Problem Statement:

The GLWA Collection System consists of approximately 185 miles of pipelines and associated manholes. As part of the baseline condition assessment, the trunk sewers and interceptors were inspected for structural integrity and maintenance issues in accordance with the National Association of Sewer Service Companies (NASSCO) standards. Rehabilitation and replacement program of the existing sewers and interceptors is identified after the condition assessment. Sewer rehabilitation program is necess...

Scope of Work/Project Alternatives:

Provide as needed CCTV and/or sonar inspection of the GLWA Collection System Interceptors and Trunk Sewers to assess the existing conditions as per the National Association of Sewer Service Companies' (NASSCO) Pipeline Assessment Certification Program (PACP) standards. Evaluate the existing conditions, and provide the necessary cleaning/rehabilitation/replacement to optimize the design capacity of the collection system and to minimize inflow and infiltration into the collection system.

Other Important Info:

Challengers: Large sewers and interceptors may have flow control challenges for both inspection and rehabilitation.

Project History: The installation of some of these interceptors and sewers dates back to 1912 under various contracts. Condition assessment of sewers to assess the existing conditions are necessary and will be done every 5 to 7 years. Recommendations from these inspections may indicate further need for cleaning, rehabilitation or replacement.

Project Title: CON-149, Emergency Sewer Repair

Project Status: Project Execution - Construction
Class Lvl 1: Wastewater
Class Lvl 2: Systems Control Center
Class Lvl 3: General Purpose
Lookup Location: Sewers and Interceptors
 Project New to CIP:

- Innovation
- WW Master Plan
- Water Master Plan Right Sizing
- Redundancy
- NE WTP Repurposing
- Linear Assets Outside of Facilities
- Predecessor Project(s)



Project Engineer/Manager: Mini Panicker

Director: Todd King

Project Score

76.9

Problem Statement:

Most of the GLWA existing sewers within the collection system are older than 80 years. Due to the age and deterioration of the sewer pipes, immediate repair and/or rehabilitation is often required. This project will encompass all work as may be necessary to inspect, assess, rehabilitate, replace, and repair large diameter sewers and appurtenances on an emergency or urgent basis as directed by GLWA.

Scope of Work/Project Alternatives:

This is to address any immediate/urgent rehabilitation/repair needs for the GLWA Collection System

Other Important Info:

Challenges: Large sewers and interceptors may have flow control challenges for both inspection and rehabilitation.

Current Expenses (All figures are in \$1,000's)

"Total Costs" include costs outside of the 10 year planning window

***Design & Construction costs are inclusive of salaries where salaries are not defined**

Activity Name	Total Costs	Actual Costs	Prior FYs	FY23	FY24	FY25	FY26	FY27	FY28	5 Year Total	FY29-33
GLWA Salaries	\$724	\$124	\$121	\$144	\$214	\$213	\$32	\$0	\$0	\$458	\$0
Professional Services	\$221	\$221	\$221	\$0	\$0	\$0	\$0	\$0	\$0	\$0	\$0
Design/Engineering (CS-168)	\$4,686	\$2,516	\$2,497	\$531	\$773	\$771	\$114	\$0	\$0	\$1,658	\$0
Construction (CON-149)	\$35,339	\$35,059	\$32,086	\$3,132	\$121	\$0	\$0	\$0	\$0	\$121	\$0

Project Title: Conveyance System Engineering Services-1802575

Project Status: Active - Procurement - Construction

Class Lvl 1: Wastewater

Class Lvl 2: Systems Control Center

Class Lvl 3: General Purpose

Lookup Location: Sewers and Interceptors

Project New to CIP:

- Innovation**
- WW Master Plan**
- Water Master Plan Right Sizing**
- Redundancy**
- NE WTP Repurposing**
- Linear Assets Outside of Facilities**
- Predecessor Project(s)**



Woodward Sewer System

Project Engineer/Manager: Mini Panicker

Director: Biren Saparia

Project Score

78.3

Problem Statement:

As part of the baseline condition assessment, the trunk sewers and interceptors were inspected for structural integrity and maintenance issues in accordance with the National Association of Sewer Service Companies (NASSCO) standards. The purpose of this project is to provide Engineering Services to evaluate the inspection results and recommend the best rehabilitation methods and to provide construction assistance for the Woodward Sewer and Connors Creek Sewer Systems.

Scope of Work/Project Alternatives:

Evaluate the existing conditions of the Woodward Sewer System and Connors Creek Sewer System and provide the design for both projects. In addition, provide for the construction of Conner Creek.

Other Important Info:

Challenges: These are large sewers and may have flow control challenges for both inspection and rehabilitation.

Current Expenses (All figures are in \$1,000's)

“Total Costs” include costs outside of the 10 year planning window

***Design & Construction costs are inclusive of salaries where salaries are not defined**

Activity Name	Total Costs	Actual Costs	Prior FYs	FY23	FY24	FY25	FY26	FY27	FY28	5 Year Total	FY29-33
GLWA Salaries	\$500	\$32	\$31	\$101	\$151	\$150	\$67	\$0	\$0	\$368	\$0
Professional Services	\$0	\$0	\$0	\$0	\$0	\$0	\$0	\$0	\$0	\$0	\$0
Design/Engineering (1802575)	\$5,475	\$1,943	\$1,893	\$802	\$1,137	\$1,134	\$509	\$0	\$0	\$2,780	\$0
Construction (Build) #1	\$49,576	\$1,005	\$0	\$11,343	\$15,635	\$15,592	\$7,006	\$0	\$0	\$38,233	\$0

Project Title: NWI Rehabilitation

Project Status: Project Execution - Construction
Class Lvl 1: Wastewater
Class Lvl 2: Systems Control Center
Class Lvl 3: General Purpose
Lookup Location: Sewers and Interceptors
 Project New to CIP:

- Innovation
- WW Master Plan
- Water Master Plan Right Sizing
- Redundancy
- NE WTP Repurposing
- Linear Assets Outside of Facilities
- Predecessor Project(s)



Project Engineer/Manager: Mini Panicker

Director: Biren Saparia

Project Score

60.3

Problem Statement:

The North West Interceptor (NWI) was constructed between 1928 and 1950 and is unique among the GLWA interceptors in that the NWI diameter reduces in size at certain locations to restrict downstream conveyance to the Water Resource Recovery Facility (WRRF). Review of available CCTV and PACP information and man entry inspection have indicated a need for ongoing maintenance, typically consisting of spot repairs and debris removal.

Scope of Work/Project Alternatives:

Scope of work is the rehabilitation of NWI from Eight Mile to Tireman. The work includes mainly debris removal, deep concrete repairs, brick repairs, tuck pointing etc. to reduce infiltration and to increase the conveyance capacity.

Other Important Info:

Two flow control structures were constructed under CON-149 contract to facilitate condition assessment and rehabilitation for portions of the NWI south of McNichols

Current Expenses (All figures are in \$1,000's)

"Total Costs" include costs outside of the 10 year planning window

***Design & Construction costs are inclusive of salaries where salaries are not defined**

Activity Name	Total Costs	Actual Costs	Prior FYs	FY23	FY24	FY25	5 Year Total
GLWA Salaries	\$134	\$7	\$5	\$52	\$77	\$0	\$77
Design/Engineering (CS-168)	\$665	\$354	\$329	\$148	\$187	\$1	\$188
Construction	\$6,935	\$331	\$0	\$2,955	\$3,968	\$11	\$3,979

Project Title: Conveyance System Repairs (Sewers)

Project Status: Project Execution - Design
Class Lvl 1: Wastewater
Class Lvl 2: Systems Control Center
Class Lvl 3: General Purpose
Lookup Location: Sewers and Interceptors
 Project New to CIP:

- Innovation
- WW Master Plan
- Water Master Plan Right Sizing
- Redundancy
- NE WTP Repurposing
- Linear Assets Outside of Facilities
- Predecessor Project(s)



Project Engineer/Manager: Mini Panicker

Director: Biren Saparia

Project Score

57.6

Problem Statement:

Rehabilitation program of the existing sewers and interceptors is identified after the the baseline condition assessment. This project is for the rehabilitation of Brush/Bates, Joy Road, & Seven Mile Sewers to extend their service lives and to maximize their transportation capacities.

Scope of Work/Project Alternatives:

Study, design, and construction assistance services associated with reviewing and supplementing information gathered from recent sewer inspections, identifying all required repairs, creating construction documents for repairs, and providing construction phase assistance during the implementation of the repairs for Brush/Bates, Joy Road, & Seven Mile Sewers.

Other Important Info:

This Engineering Services contract also encompasses the remaining CSO outfalls which is being funded by the Outfall Program, 260500

Current Expenses (All figures are in \$1,000's)

"Total Costs" include costs outside of the 10 year planning window

***Design & Construction costs are inclusive of salaries where salaries are not defined**

Activity Name	Total Costs	Actual Costs	Prior FYs	FY23	FY24	FY25	FY26	FY27	FY28	5 Year Total	FY29-33
GLWA Salaries	\$407	\$5	\$5	\$104	\$156	\$142	\$0	\$0	\$0	\$299	\$0
Professional Services	\$0	\$0	\$0	\$0	\$0	\$0	\$0	\$0	\$0	\$0	\$0
Design/Engineering Phase #1 (2003443)	\$1,554	\$467	\$391	\$129	\$316	\$315	\$315	\$90	\$0	\$1,035	\$0
Design/Engineering Phase #2	\$1,554	\$0	\$0	\$456	\$0	\$0	\$184	\$318	\$318	\$820	\$278
Construction Phase #1	\$16,000	\$0	\$0	\$1,283	\$7,695	\$7,022	\$0	\$0	\$0	\$14,717	\$0
Construction Phase #2	\$15,000	\$0	\$0	\$0	\$0	\$0	\$2,520	\$4,338	\$4,350	\$11,208	\$3,792

Project Title: Rehabilitation of Woodward Sewer Systems

Project Status: Project Execution - Construction

Class Lvl 1: Wastewater

Class Lvl 2: Field Services

Class Lvl 3: General Purpose

Lookup Location: Sewers and Interceptors

Project New to CIP:

- Innovation**
- WW Master Plan**
- Water Master Plan Right Sizing**
- Redundancy**
- NE WTP Repurposing**
- Linear Assets Outside of Facilities**
- Predecessor Project(s)**



GLWA
Great Lakes Water Authority

Project Engineer/Manager: Mini Panicker

Director: Biren Saparia

Project Score

76.8

Problem Statement:

During the initial condition assessment, Woodward Sewer was ranked higher in the rehabilitation list since there were several grade 3, 4 and 5 defects, root intrusions, as well as instances of missing bricks and infiltration throughout the pipe segments. This rehabilitation is essential to optimize the transportation capacity of the Woodward Sewer and the GLWA collection system and to increase its life expectancy

Scope of Work/Project Alternatives:

The scope of work to be performed on this project includes rehabilitation of existing sewers along Woodward Avenue in Detroit, MI from McNichols Road at the north end to the location of the B-21 regulator south of Jefferson Avenue. In addition it includes two segments that connect to the sewer on Woodward Avenue will be rehabilitated:
1. Woodward Extension-just north of the Detroit-Highland Park city border on Highland Street west from Woodward Avenue to a parallel sewer line running south on...

Other Important Info:

NA

Current Expenses (All figures are in \$1,000's)

"Total Costs" include costs outside of the 10 year planning window

***Design & Construction costs are inclusive of salaries where salaries are not defined**

Activity Name	Total Costs	Actual Costs	Prior FYs	FY23	FY24	FY25	FY26	5 Year Total
GLWA Salaries	\$362	\$21	\$18	\$196	\$147	\$0	\$0	\$147
Professional Services	\$189	\$189	\$147	\$42	\$0	\$0	\$0	\$0
Design/Engineering #1	\$1,775	\$1,775	\$1,536	\$239	\$0	\$0	\$0	\$0
Design/Engineering #2	\$0	\$0	\$0	\$0	\$0	\$0	\$0	\$0
Construction	\$18,695	\$3,474	\$1,876	\$10,245	\$6,574	\$0	\$0	\$6,574

Project Title: Sewer Rehabilitation and Repair

Project Status: Project Execution - Construction
Class Lvl 1: Wastewater
Class Lvl 2: Systems Control Center
Class Lvl 3: General Purpose
Lookup Location: Sewers and Interceptors
 Project New to CIP:

- Innovation**
- WW Master Plan**
- Water Master Plan Right Sizing**
- Redundancy**
- NE WTP Repurposing**
- Linear Assets Outside of Facilities**
- Predecessor Project(s)**



Project Engineer/Manager: Mini Panicker

Director: Biren Saparia

Project Score

61.3

Problem Statement:

GLWA collection system has a network of aging and deteriorated sewers. Due to the age and deterioration, immediate sewer repair/rehabilitation services are often necessary to avoid basement flooding and maintain the flows within the wastewater conveyance system. This contract is to continue the as needed sewer repairs, inspection, and rehabilitations to help GLWA optimize the collection system capacity.

Scope of Work/Project Alternatives:

Scope of work to be performed under this contract includes as needed repair, inspection, heavy cleaning, and rehabilitation to bring back the sewer system to its normal capacity and function and to avoid collapse.

Other Important Info:

This is a replacement contract for the current CON-149.

Current Expenses (All figures are in \$1,000's)

"Total Costs" include costs outside of the 10 year planning window

***Design & Construction costs are inclusive of salaries where salaries are not defined**

Activity Name	Total Costs	Actual Costs	Prior FYs	FY23	FY24	FY25	FY26	FY27	5 Year Total
GLWA Salaries	\$225	\$4	\$4	\$47	\$70	\$70	\$35	\$0	\$175
Design/Engineering	\$0	\$0	\$0	\$0	\$0	\$0	\$0	\$0	\$0
Construction	\$12,400	\$91	\$0	\$4,990	\$7,410	\$0	\$0	\$0	\$7,410
Construction (Year 1 Extension)	\$6,200	\$0	\$0	\$0	\$0	\$6,200	\$0	\$0	\$6,200
Construction (Year 2 Extension)	\$6,200	\$0	\$0	\$0	\$0	\$0	\$6,200	\$0	\$6,200

Project Title: Rehabilitation of GLWA Sewers; Ashland Relief, Linwood, Lonyo, Second Avenue, and Shiawassee

Project Status: Active - Procurement - Design
Class Lvl 1: Wastewater
Class Lvl 2: Field Services
Class Lvl 3: General Purpose
Lookup Location: Multiple Locations
 Project New to CIP:

- Innovation**
- WW Master Plan**
- Water Master Plan Right Sizing**
- Redundancy**
- NE WTP Repurposing**
- Linear Assets Outside of Facilities**
- Predecessor Project(s)**



Project Engineer/Manager: Mini Panicker

Director: Biren Saparia

Project Score

59.6

Problem Statement:

When GLWA performed the condition assessment and prioritization of the collection system sewers, Ashland Relief, Linwood, Lonyo, Second Avenue, and Shiawassee fell among the top 20 due for rehabilitation. They revealed infiltration drippers, runners, gushers, and heavy sediment deposits throughout. To optimize the collection system capacity, to prevent additional degradation, and to extend the reliable useful life of these sewers, this project is initiated.

Scope of Work/Project Alternatives:

Scope of work include professional engineering services for the rehabilitation and eventual constructions as necessary to repair and rehabilitate these five (5) sewers, and their associated manholes and other structures.

Other Important Info:

Anticipating at least 2 construction projects from this CIP

Project Title: CSO Outfall Rehabilitation

Project Status: Future Planned - Within Five Year Plan
Class Lvl 1: Wastewater
Class Lvl 2: Programs
Class Lvl 3: Programs
Lookup Location: CSO Outfalls
 Project New to CIP:

- Innovation**
- WW Master Plan**
- Water Master Plan Right Sizing**
- Redundancy**
- NE WTP Repurposing**
- Linear Assets Outside of Facilities**
- Predecessor Project(s)**



Project Engineer/Manager: Mini Panicker

Director: Biren Saparia

Project Score

0

Problem Statement:

Rehabilitation of the CSO outfalls is essential to properly discharge the uncontrolled combined sewer overflows to the receiving waters and to prevent sewer backups in the Conveyance System. Recent inspections of the outfalls revealed structural deficiencies such as fractures, missing mortar from bricks. There are also sediment and debris deposits in many of them.

Scope of Work/Project Alternatives:

The preliminary Scope of Work of the project is construction. The work to review the existing records, evaluate the existing conditions, and provide the necessary design to rehabilitate the outfalls is being done under Contract CS-168. Another Engineering Services contract will be initiated after the CS-168 contract.

Other Important Info:

Projects 222006 AND 233001 have been incorporated into this project.

Project History: The construction of these outfalls dates back to the early 1900s.

Challenges: Some outfalls are below the river elevation and rehabilitation may be challenging.

Current Expenses (All figures are in \$1,000's)

"Total Costs" include costs outside of the 10 year planning window

***Design & Construction costs are inclusive of salaries where salaries are not defined**

Activity Name	Total Costs	Actual Costs	Prior FYs	FY23	FY24	FY25	FY26	FY27	FY28	5 Year Total	FY29-33
GLWA Salaries	\$136	\$0	\$0	\$0	\$0	\$0	\$14	\$14	\$14	\$41	\$68
Professional Services	\$0	\$0	\$0	\$0	\$0	\$0	\$0	\$0	\$0	\$0	\$0
Construction	\$0	\$0	\$0	\$0	\$0	\$0	\$0	\$0	\$0	\$0	\$0
TBD Future Allocation	\$15,000	\$0	\$0	\$0	\$0	\$0	\$1,499	\$1,499	\$1,503	\$4,502	\$7,500

Project Title: Phase 2 Outfalls- 19000796

Project Status: Closed
Class Lvl 1: Wastewater
Class Lvl 2: Programs
Class Lvl 3: Programs
Lookup Location: CSO Outfalls
 Project New to CIP:

- Innovation**
- WW Master Plan**
- Water Master Plan Right Sizing**
- Redundancy**
- NE WTP Repurposing**
- Linear Assets Outside of Facilities**
- Predecessor Project(s)**



Project Engineer/Manager: Mini Panicker

Director: Biren Saparia

Project Score

0

Problem Statement:

Rehabilitation of the CSO outfalls is essential to properly discharge the uncontrollable combined sewer overflows to the receiving waters and to prevent sewer back up into the Conveyance System. Recent inspections of the outfalls revealed structural deficiencies like fractures, missing mortar from bricks etc. There are sediment and debris deposits in many of them.

Scope of Work/Project Alternatives:

Preliminary Scope of Work of the project is construction. Contract CS-168 will review the existing records, evaluate the existing conditions, and provide the necessary design to rehabilitate the outfalls. Another Engineering Services contract will be initiated after the CS-168 contract.

Other Important Info:

PROJECTS 222006 AND 233001 HAVE BEEN INCORPORATED INTO THIS PROJECT.

Project History: The construction of these outfalls are dated back to the early 1900s under various contracts.

Challenges: Some outfalls are below the river elevation; rehabilitation may be challenging.

Current Expenses (All figures are in \$1,000's)

"Total Costs" include costs outside of the 10 year planning window

***Design & Construction costs are inclusive of salaries where salaries are not defined**

Activity Name	Total Costs	Actual Costs	Prior FYs	FY23
GLWA Salaries	\$13	\$13	\$13	\$0
Professional Services	\$0	\$0	\$0	\$0
Design/Engineering (CS-168)	\$201	\$201	\$201	\$0
Construction (Build) # 1 (CS-168, 1900076)	\$4,710	\$4,710	\$4,710	\$0

Project Title: B-39 Outfall Rehabilitation

Project Status: Project Execution - Construction

Class Lvl 1: Wastewater

Class Lvl 2: Programs

Class Lvl 3: Programs

Lookup Location: CSO Outfalls

Project New to CIP:

- Innovation**
- WW Master Plan**
- Water Master Plan Right Sizing**
- Redundancy**
- NE WTP Repurposing**
- Linear Assets Outside of Facilities**
- Predecessor Project(s)**



Project Engineer/Manager: Mini Panicker

Director: Biren Saparia

Project Score

75.3

Problem Statement:

The B-39 outfall was constructed in 1928. Findings from the recent investigations indicated that the outfall barrel was structurally compromised, with significant cracking, springline crushing, and general deterioration of the concrete liner. Rehabilitation of this CSO outfall was essential to properly discharge the uncontrolled combined sewer overflows to the receiving waters and to prevent sewer back ups in the Conveyance System.

Scope of Work/Project Alternatives:

The scope of work to be performed for the rehabilitation of this outfall mainly included isolation and dewatering of the outfall, repairing to seal the cracks/leaks, and heavy cleaning

Other Important Info:

Project not scored by risk committee because it was critical or for emergency repairs

Current Expenses (All figures are in \$1,000's)

"Total Costs" include costs outside of the 10 year planning window

***Design & Construction costs are inclusive of salaries where salaries are not defined**

Activity Name	Total Costs	Actual Costs	Prior FYs	FY23	FY24	5 Year Total
GLWA Salaries	\$207	\$329	\$4	\$271	(\$68)	(\$68)
Professional Services	\$0	\$0	\$0	\$0	\$0	\$0
Design/Engineering	\$257	\$257	\$219	\$38	\$0	\$0
Construction	\$9,743	\$1,701	\$651	\$4,647	\$4,445	\$4,445

Project Title: Conveyance System Repairs (Outfalls)

Project Status: Project Execution - Design

Class Lvl 1: Wastewater

Class Lvl 2: Programs

Class Lvl 3: Programs

Lookup Location: CSO Outfalls

Project New to CIP:

- Innovation
- WW Master Plan
- Water Master Plan Right Sizing
- Redundancy
- NE WTP Repurposing
- Linear Assets Outside of Facilities
- Predecessor Project(s)



Project Engineer/Manager: Mini Panicker

Director: Biren Saparia

Project Score

73.8

Problem Statement:

Rehabilitation program of the CSO outfalls, sewers, and interceptors was identified after the baseline condition assessment. This project is to rehabilitate the remaining CSO outfalls that are not included under Phase 1, 2, 3, and 4 rehabilitations to increase their useful life.

Scope of Work/Project Alternatives:

Evaluate the existing conditions of the remaining CSO outfalls, provide the necessary rehabilitation to optimize the design capacities.

Other Important Info:

This Engineering Services contract also includes Joy Rd, Seven Mile, and Bates sewers which is being funded by the Sewer and Interceptor Rehabilitation Program, 260200 and this project is combined with 260206

Current Expenses (All figures are in \$1,000's)

“Total Costs” include costs outside of the 10 year planning window

*Design & Construction costs are inclusive of salaries where salaries are not defined

Activity Name	Total Costs	Actual Costs	Prior FYs	FY23	FY24	FY25	FY26	FY27	FY28	5 Year Total	FY29-33
GLWA Salaries	\$421	\$6	\$5	\$74	\$111	\$110	\$110	\$11	\$0	\$342	\$0
Design/Engineering	\$2,120	\$1,395	\$897	\$497	\$175	\$210	\$210	\$131	\$0	\$726	\$0
Design/Engineering Phase #2	\$2,120	\$0	\$0	\$622	\$0	\$252	\$433	\$433	\$380	\$1,498	\$0
Construction Phase #1	\$16,000	\$0	\$0	\$0	\$4,542	\$5,453	\$5,453	\$553	\$0	\$16,000	\$0
Construction Phase #2	\$15,000	\$0	\$0	\$0	\$0	\$3,245	\$5,587	\$5,587	\$582	\$15,000	\$0

Project Title: Conner Creek CSO RTB Automation Improvements

Project Status: Project Execution - Pending Closeout

Class Lvl 1: Wastewater

Class Lvl 2: Programs

Class Lvl 3: Programs

Lookup Location: Conner Creek

Project New to CIP:

- Innovation**
- WW Master Plan**
- Water Master Plan Right Sizing**
- Redundancy**
- NE WTP Repurposing**
- Linear Assets Outside of Facilities**
- Predecessor Project(s)**



Effluent Relief Gate Repair

Project Engineer/Manager: Ihsan Wahab

Director: Chris Nastally

Project Score

0

Problem Statement:

Effluent gates were leaking allowing river water in to the basin. Based on the CS-116 study, seals and seats of some of Effluent Relief gates were found to be damaged. A data network style connection was used (versus hardwired) between the gates and the SCADA system. This network has been unreliable and difficult to maintain. Electrical and control cables were compromised due to their installation on the top of the concrete slab of Retention Treatment Basin (RTB) roof.

Scope of Work/Project Alternatives:

The scope work includes replacement of existing seals and seats of effluent relief gates (ERGs) and effluent launder gates (ELGs), replacement and alignment of stems for ELGs, replacement of ERG stems (based on assessment), existing pull boxes and cover replacement on top of RTB roof, existing fiber optic cable and conduit replacement, hard-wiring ELGs and ERGs actuators for reliable operation, secondary power feed for effluent gates, replacement of RIO5 and RIO6, logic modification to allow SC...

Other Important Info:

CS-172 has been closed out as of 09/23/19. Influent flowmeters replacement work is added as part of CCD-A and CO No. 2 of this contract.

Project Title: Baby Creek HVAC Improvements

Project Status: Closed
Class Lvl 1: Wastewater
Class Lvl 2: Programs
Class Lvl 3: Programs
Lookup Location: Dearborn
 Project New to CIP:

- Innovation**
- WW Master Plan**
- Water Master Plan Right Sizing**
- Redundancy**
- NE WTP Repurposing**
- Linear Assets Outside of Facilities**
- Predecessor Project(s)**



Existing Dampers

Project Engineer/Manager: Kashmira Patel

Director: Chris Nastally

Project Score

0

Problem Statement:

This project expands on the MAU replacement project (260610) by addressing other HVAC issues through out the facility, such as the control building and the screening building.

Scope of Work/Project Alternatives:

The scope of work includes modifications to the ventilation system in the Electrical room, replacement of dampers and actuators in the screening building, replacement of actuators for dampers in the chemical room, installation of temperature sensors throughout the control buildings and installation of a new DDC system.

Other Important Info:

N/A

Current Expenses (All figures are in \$1,000's)

“Total Costs” include costs outside of the 10 year planning window

***Design & Construction costs are inclusive of salaries where salaries are not defined**

Activity Name	Total Costs	Actual Costs	Prior FYs	FY23
GLWA Salaries	\$50	\$50	\$50	\$0
Professional Services	\$0	\$0	\$0	\$0
Design/Engineering (1803675)	\$2	\$2	\$2	\$0
Construction (Build) # 1 (1901609)	\$494	\$494	\$494	\$0

Project Title: Structural Inspection & Structural Improvements

Project Status: Project Execution - Construction

Class Lvl 1: Wastewater

Class Lvl 2: Programs

Class Lvl 3: Programs

Lookup Location: Wayne

Project New to CIP:

- Innovation**
- WW Master Plan**
- Water Master Plan Right Sizing**
- Redundancy**
- NE WTP Repurposing**
- Linear Assets Outside of Facilities**
- Predecessor Project(s)**



Existing Structural Condition

Project Engineer/Manager: Kashmira Patel

Director: Chris Nastally

Project Score

53.4

Problem Statement:

A partial structural condition assessment has been performed and structural improvement (types) identified and prioritized. This project will provide Design-Build service to completely inspect all of the CSO Facilities (above and below ground) and prioritize improvements to be carried out over a 3-5 year period.

Scope of Work/Project Alternatives:

The scope of work at each of nine CSO facilities includes a complete field assessment and structural condition report, classification of recommended repairs into levels of urgency, estimating quantities and the costs of repairs, developing a three-year repair program to address high priority repairs, design and implementation of repairs, preparation of as-built drawings and final project report. The Work includes improvements to be designed, administered, and constructed by the D/B Contractor a...

Other Important Info:

Consideration of Shared Service Agreement with DWSD regarding the costing for the Belle Isle facility.
This project not scored by risk committee because it is far advanced

Current Expenses (All figures are in \$1,000's)

“Total Costs” include costs outside of the 10 year planning window

*Design & Construction costs are inclusive of salaries where salaries are not defined

Activity Name	Total Costs	Actual Costs	Prior FYs	FY23	FY24	FY25	FY26	FY27	FY28	5 Year Total	FY29-33
GLWA Salaries	\$141	\$40	\$36	\$34	\$46	\$24	\$0	\$0	\$0	\$70	\$0
Professional Services	\$10	\$10	\$10	\$0	\$0	\$0	\$0	\$0	\$0	\$0	\$0
Design/Engineering (CS-166)	\$1,344	\$874	\$837	\$180	\$216	\$112	\$0	\$0	\$0	\$328	\$0
Design-Build # 1 (1902224)	\$12,492	\$7,963	\$6,318	\$3,023	\$2,085	\$1,065	\$0	\$0	\$0	\$3,150	\$0

Project Title: St. Aubin Chemical Disinfection Improvements

Project Status: Reclassified

Class Lvl 1: Wastewater

Class Lvl 2: Programs

Class Lvl 3: Programs

Lookup Location: Detroit

Project New to CIP:

- Innovation**
- WW Master Plan**
- Water Master Plan Right Sizing**
- Redundancy**
- NE WTP Repurposing**
- Linear Assets Outside of Facilities**
- Predecessor Project(s)**



Existing Screens

Project Engineer/Manager: Kashmira Patel

Director: Chris Nastally

Project Score

0

Problem Statement:

The St. Aubin CSO facility is over 20 years old. A study was conducted on the disinfection system and the screens were assessed by the manufacturer through a separate contract, and resulted in recommendations of needed upgrade of these systems to restore operational control, flexibility, and reliability. The current pumping system for NaOCl is oversized (dose of 38 mg/L) when only 10 mg/l is required based on a sampling study. The over-sized system makes it difficult to dial the pumps down on...

Scope of Work/Project Alternatives:

The scope of work includes replacement of existing chemical feed pumps with better pump technology, modification of the chemical feed piping system and control, installation of overhead trolley for maintenance, relining the chemical storage tanks to extend the life of existing tanks, evaluating different screening technologies if applicable or replacing the control system and hydraulic power-pack of the existing screens, installing new screen flushing sprayer system, replacing existing HVAC wit...

Other Important Info:

Previous study was performed by Hazen and Sawyer. AECOM/DLZ provided a study BOD and 20% Design documents. Project not scored by review committee because it will be absorbed into another CIP project

Project Title: Oakwood HVAC Project

Project Status: Project Execution - Construction

Class Lvl 1: Wastewater

Class Lvl 2: Programs

Class Lvl 3: Programs

Lookup Location: Oakwood CSO Facility

Project New to CIP:

- Innovation**
- WW Master Plan**
- Water Master Plan Right Sizing**
- Redundancy**
- NE WTP Repurposing**
- Linear Assets Outside of Facilities**
- Predecessor Project(s)**



Coroded building crane from failed HVAC system

Project Engineer/Manager: Chris Nastally

Director: Chris Nastally

Project Score

20

Problem Statement:

There is heavy corrosion and the gas detection system in the sanitary pump room is constantly turning off causing operators to leave the overhead door open to keep the space ventilated. The HVAC system pulls gases from the sewer as currently operated. The wet-well supply fans have failed functionally and this is also contributing to heavy corrosion in the sanitary pump room.

Scope of Work/Project Alternatives:

The Odor Control unit intake is being reconfigured, various supply and exhaust fans are being replaced, access for the odor control units will be made for all three units to facilitate proper maintenance. The crane and building structural steel will be assessed and re-coated to ensure proper life.

Other Important Info:

The project is under construction. Project not scored by risk committee because it is far advanced

Current Expenses (All figures are in \$1,000's)

"Total Costs" include costs outside of the 10 year planning window

***Design & Construction costs are inclusive of salaries where salaries are not defined**

Activity Name	Total Costs	Actual Costs	Prior FYs	FY23
GLWA Salaries	\$270	\$69	\$54	\$217
Professional Services	\$113	\$113	\$113	\$0
Design/Engineering	\$458	\$404	\$355	\$102
Design-Build	\$0	\$0	\$0	\$0
Construction (Build) #1	\$4,925	\$4,925	\$4,329	\$596

Project Title: Control System Upgrade - St Aubin, Lieb & Mile

Project Status: Active - Procurement - Board Approved - Design
Class Lvl 1: Wastewater
Class Lvl 2: Programs
Class Lvl 3: Programs
Lookup Location: Seven Mile, Leib and St. Aubin Screening and Disinfection Facilities
 Project New to CIP:

- Innovation**
- WW Master Plan**
- Water Master Plan Right Sizing**
- Redundancy**
- NE WTP Repurposing**
- Linear Assets Outside of Facilities**
- Predecessor Project(s)**



Lieb CSO, PLC Panel

Project Engineer/Manager: Chris Wilson

Director: Chris Nastally

Project Score

95.1

Problem Statement:

This project was initiated to facilitate the design build improvements necessary to maintain the facilities which contribute to the CSO Control Program and ensure compliance.

Scope of Work/Project Alternatives:

The project will replace the Obsolete/End of Life Allen Bradley PLC5 control systems at 3 CSO Facilities (Leib, St. Aubin, 7-Mile) and upgrade critical Instrumentation. It includes new Controllers, HMI, network components and controls system integration. It also includes implementation of high-performance graphics and advance alarm management and advanced process control.

Other Important Info:

The intent of this project is to perform field investigation, replace, design, demolish existing, furnish, install and start-up a complete Control system, networks and replacement of all field devices at the above facilities.

Current Expenses (All figures are in \$1,000's)

"Total Costs" include costs outside of the 10 year planning window

***Design & Construction costs are inclusive of salaries where salaries are not defined**

Activity Name	Total Costs	Actual Costs	Prior FYs	FY23	FY24	FY25	5 Year Total
GLWA Salaries	\$135	\$0	\$0	\$37	\$56	\$42	\$98
Professional Services	\$63	\$63	\$63	\$0	\$0	\$0	\$0
Design/Engineering	\$0	\$0	\$0	\$0	\$0	\$0	\$0
Construction	\$7,375	\$0	\$0	\$2,521	\$3,813	\$1,042	\$4,854

Project Title: Baby Creek Roof Replacement

Project Status: Project Execution - Pending Closeout

Class Lvl 1: Wastewater

Class Lvl 2: CSO Facilities

Class Lvl 3: Baby Creek

Lookup Location: Baby Creek

Project New to CIP:

- Innovation**
- WW Master Plan**
- Water Master Plan Right Sizing**
- Redundancy**
- NE WTP Repurposing**
- Linear Assets Outside of Facilities**
- Predecessor Project(s)**



* The previous installation on roof area 2 also failed to follow the required "step-down" installation method. As seen in the picture above, the shingle seams fall >4" from each other. This is a very common mistake found on

Improper shingle installation.

Project Engineer/Manager: Vinod Sharma

Director: Chris Nastally

Project Score

78.8

Problem Statement:

The Baby Creek roof leaks on electrical equipment when it rains. The laps in the shingles are sometimes as little as 2". As identified as part of a recent roof inspection the leaking roof has caused the substrate to rot and require replacement. Approximately one third of the roof was previously replaced in 2017. This new portion of roof is sufficient. The remaining two thirds of the roof is exhibiting failure.

Scope of Work/Project Alternatives:

Replace two thirds of the roof at Baby Creek with matching asphalt shingles.

Other Important Info:

N/A

Current Expenses (All figures are in \$1,000's)

"Total Costs" include costs outside of the 10 year planning window

***Design & Construction costs are inclusive of salaries where salaries are not defined**

Activity Name	Total Costs	Actual Costs	Prior FYs	FY23
GLWA Salaries	\$33	\$33	\$22	\$11
Professional Services	\$0	\$0	\$0	\$0
Design/Engineering (CS-299)	\$34	\$34	\$34	\$0
Construction	\$917	\$917	\$554	\$363

Project Title: Conner Creek Dike Improvements

Project Status: Closed
Class Lvl 1: Wastewater
Class Lvl 2: CSO Facilities
Class Lvl 3: Conner Creek
Lookup Location: Conner Creek
 Project New to CIP:

- Innovation**
- WW Master Plan**
- Water Master Plan Right Sizing**
- Redundancy**
- NE WTP Repurposing**
- Linear Assets Outside of Facilities**
- Predecessor Project(s)**



Photo of the berm leaking into Clairpointe

Project Engineer/Manager: Chris Nastally

Director: Chris Nastally

Project Score

95.2

Problem Statement:

The Conner Creek berm was constructed in the early 2000's and was to serve as a landscaping element between Clairpointe Street and the Conner Creek Canal. When the facility was constructed the Great Lakes were at historic low levels and therefore it was never envisioned that this berm would be required to hold back the Detroit River (acting as a dike). Due to historically high Great Lakes levels, the dike is now exhibiting signs of seepage/failure and needs to be repaired before it experience...

Scope of Work/Project Alternatives:

The work consists of removal of existing trees/vegetation from the berm, installing a sheet pile cutoff wall with a concrete cap, fencing, landscape restoration, and minor security improvements.

Other Important Info:

Project is completed and being closed out.

Current Expenses (All figures are in \$1,000's)

"Total Costs" include costs outside of the 10 year planning window

***Design & Construction costs are inclusive of salaries where salaries are not defined**

Activity Name	Total Costs	Actual Costs	Prior FYs	FY23
GLWA Salaries	\$10	\$10	\$10	\$0
Design/Engineering (1900318)	\$645	\$645	\$629	\$15
Construction	\$1,590	\$1,590	\$1,580	\$11

Project Title: CSO Emergency Generator Improvements

Project Status: Project Execution - Construction
Class Lvl 1: Wastewater
Class Lvl 2: CSO Facilities
Class Lvl 3: Multiple CSO Facilities
Lookup Location: Various CSO Facilities
 Project New to CIP:

- Innovation**
- WW Master Plan**
- Water Master Plan Right Sizing**
- Redundancy**
- NE WTP Repurposing**
- Linear Assets Outside of Facilities**
- Predecessor Project(s)**



Project Engineer/Manager: Ariadna Risher

Project Score

Director: Chris Nastally

77.5

Problem Statement:

The reliability of the CSO standby generators and automatic transfer switches is declining. During utility power outages when the standby generators are necessary, either the generators may not start automatically, or the automatic transfer switches may not transfer. Neither the generator control panels, nor automatic transfer switches report any status or alarm signals to the operators through the SCADA Ovation Control system. In many cases, CSO Facilities have automatic transfer switch (ATS)...

Scope of Work/Project Alternatives:

Under this project, the CSO facilities with standby generator systems will be upgraded to have a standardized, dedicated automatic transfer control system. This will include upgrades to the automatic transfer switches, upgrades to some generator control panels, and the addition of several alarm and status signals from both the generator control panels and the ATS controllers, which will be monitored by the Ovation Control system. General Project Objectives are:
 1. Replace obsolete Programab...

Other Important Info:

None.

Current Expenses (All figures are in \$1,000's)

"Total Costs" include costs outside of the 10 year planning window

***Design & Construction costs are inclusive of salaries where salaries are not defined**

Activity Name	Total Costs	Actual Costs	Prior FYs	FY23	FY24	5 Year Total
GLWA Salaries	\$11	\$11	\$7	\$4	\$0	\$0
Professional Services (CS-272 - 72031A.01)	\$130	\$50	\$29	\$101	\$0	\$0
Design/Engineering (CS-299)	\$80	\$60	\$60	\$20	\$0	\$0
Construction	\$1,029	\$91	\$0	\$1,029	\$0	\$0

Project Title: CSO Baby Creek Screen Rehabilitation

Project Status: Project Execution - Construction

Class Lvl 1: Wastewater

Class Lvl 2: CSO Facilities

Class Lvl 3: Baby Creek

Lookup Location: Dearborn

Project New to CIP:

- Innovation**
- WW Master Plan**
- Water Master Plan Right Sizing**
- Redundancy**
- NE WTP Repurposing**
- Linear Assets Outside of Facilities**
- Predecessor Project(s)**



Project Engineer/Manager: Partho Ghosh

Director: Chris Nastally

Project Score

93.2

Problem Statement:

Based on the condition assessment conducted as a part of contract CS-299, the screens require rehabilitation to ensure long term viability.

Scope of Work/Project Alternatives:

The rehabilitation of Baby Creek Screens includes replacing/ repairing necessary parts to ensure system reliability and maintainability.

Other Important Info:

N/A

Current Expenses (All figures are in \$1,000's)

"Total Costs" include costs outside of the 10 year planning window

***Design & Construction costs are inclusive of salaries where salaries are not defined**

Activity Name	Total Costs	Actual Costs	Prior FYs	FY23	FY24	FY25	5 Year Total
GLWA Salaries	\$21	\$10	\$4	\$12	\$5	\$0	\$5
Professional Services	\$26	\$9	\$5	\$21	\$0	\$0	\$0
Design/Engineering	\$20	\$14	\$14	\$3	\$3	\$0	\$3
Construction	\$2,326	\$0	\$0	\$1,285	\$1,041	\$0	\$1,041

Project Title: Sewer System Infrastructure Improvements and Pumping Stations

Project Status: Project Execution - Design

Class Lvl 1: Wastewater

Class Lvl 2: Field Services

Class Lvl 3: Interceptor

Lookup Location: CSO Outfalls

Project New to CIP:

- Innovation**
- WW Master Plan**
- Water Master Plan Right Sizing**
- Redundancy**
- NE WTP Repurposing**
- Linear Assets Outside of Facilities**
- Predecessor Project(s)**



Infrastructure

Project Engineer/Manager: Mini Panicker

Director: Todd King

Project Score

0

Problem Statement:

VR-Gates, ISDs, and backwater gates are operational elements in the collection system that minimize untreated overflows and maximize flow to the WRRF and CSO control facilities. They have reached their life expectancy and need rehabilitation. Need to install Backwater gates at the DRI Outfalls that currently do not have backwater gates to prevent river inflow into the collection system. This program is for the rehabilitation of the infrastructural elements and for the as needed updating of the...

Scope of Work/Project Alternatives:

Evaluate the existing conditions of the VR-Gates, ISDs, Backwater Gates and Access Hatches Provide the necessary design, construction, and Construction Assistance for their installation, replacement or rehabilitation. Update of the collection system pumping station assets on an as needed basis.

Other Important Info:

Google map of VR-3 and VR-9 are included. VR-4, 5, 6, 10, 11 &13 are also part of the project.

Project History: GLWA interceptors and sewers were constructed in the early 1900s. The hatches and access covers secure operations and maintenance access points throughout the system for items such as the backwater gates, ISDs, and VRs. The backwater gates, ISDs, and VRs are all critical elements that control and divert flows throughout the system. Most of them have reached their life expectanc...

Project Title: Pump Station Assets Updates

Project Status: Active - Pre-Procurement
- Construction
Class Lvl 1: Wastewater
Class Lvl 2: Field Services
Class Lvl 3: General Purpose
Lookup Location: N/A
 Project New to CIP:

- Innovation**
- WW Master Plan**
- Water Master Plan Right Sizing**
- Redundancy**
- NE WTP Repurposing**
- Linear Assets Outside of Facilities**
- Predecessor Project(s)**



Project Engineer/Manager: Mini Panicker

Director: Biren Saparia

Project Score

59.6

Problem Statement:

Evaluation and upgrade of the Pumping Station elements needed to improve the conveyance of wastewater to the WRRF.

Scope of Work/Project Alternatives:

Evaluate/upgrade/replace the Sewer Pump Station elements to maintain the collection system transport capacity on an as needed basis.

Other Important Info:

N/A

Current Expenses (All figures are in \$1,000's)

"Total Costs" include costs outside of the 10 year planning window

***Design & Construction costs are inclusive of salaries where salaries are not defined**

Activity Name	Total Costs	Actual Costs	Prior FYs	FY23	FY24	FY25	FY26	FY27	FY28	5 Year Total	FY29-33
GLWA Salaries	\$65	\$0	\$0	\$0	\$0	\$0	\$0	\$6	\$7	\$13	\$32
Design/Engineering	\$0	\$0	\$0	\$0	\$0	\$0	\$0	\$0	\$0	\$0	\$0
Construction	\$10,000	\$0	\$0	\$0	\$0	\$0	\$0	\$999	\$1,002	\$2,001	\$4,999

Project Title: WRRF Roof Replacement for Multiple Facilities Program

Project Status: Project Execution - Design

Class Lvl 1: Wastewater

Class Lvl 2: WRRF

Class Lvl 3: General Purpose

Lookup Location: WRRF

Project New to CIP:

- Innovation**
- WW Master Plan**
- Water Master Plan Right Sizing**
- Redundancy**
- NE WTP Repurposing**
- Linear Assets Outside of Facilities**
- Predecessor Project(s)**



Complex I

Project Engineer/Manager: Chris Wilson

Director: Chris Nastally

Project Score

0

Problem Statement:

Some of the roofs at GLWA WRRF facilities are near the end of their useful life. The roofs help to protect the expensive equipment by preventing rainwater entering into the facilities.

Scope of Work/Project Alternatives:

Inspect the roofing system conditions and assess drainage conditions on all the GLWA wastewater facility buildings. Document the roofing system inspections with high-quality photographs, scaled drawings, sketches, and inspection notes to describe the conditions and deficiencies of the roofing systems. Recommend the extent of roofing repairs and replacements required. Document the roof for each building inspected on the project. Classify the roofs into three main categories, 1) Roofs that requir...

Other Important Info:

Challenges: Roof material testing for asbestos before demolition and flashing will be challenging to manage as low levels of asbestos are very common in the GLWA's old roof type systems.

Project History: Majority of GLWA WRRF facilities have Built-Up-Roof (BUR) membrane systems commonly referred to as "tar and gravel" roofs. The old Administration building, and the Newer Administration building have tar and gravel type roof systems. The CSO RTB's and SDF's have metal and shingle type roofing...

Current Expenses (All figures are in \$1,000's)

"Total Costs" include costs outside of the 10 year planning window

***Design & Construction costs are inclusive of salaries where salaries are not defined**

Activity Name	Total Costs	Actual Costs	Prior FYs	FY23	FY24	FY25	FY26	FY27	FY28	5 Year Total	FY29-33
GLWA Salaries	\$133	\$0	\$0	\$0	\$0	\$0	\$0	\$19	\$19	\$38	\$95
Design/Engineering	\$2,700	\$0	\$0	\$0	\$0	\$0	\$0	\$500	\$200	\$700	\$1,100
Construction	\$12,000	\$0	\$0	\$0	\$0	\$0	\$0	\$0	\$2,003	\$2,003	\$5,997

Project Title: 2022 WRRF Roof Improvements Project

Project Status: Project Execution - Design

Class Lvl 1: Wastewater

Class Lvl 2: WRRF

Class Lvl 3: General Purpose

Lookup Location: WRRF

Project New to CIP:

- Innovation**
- WW Master Plan**
- Water Master Plan Right Sizing**
- Redundancy**
- NE WTP Repurposing**
- Linear Assets Outside of Facilities**
- Predecessor Project(s)**



GLWA
Great Lakes Water Authority

Project Engineer/Manager: Jared Buzo

Director: Chris Nastally

Project Score

77.9

Problem Statement:

This project stems from the 260800 WRRF Roof Replacement Program. This project will perform assessment on nearly all of the rooves at the WRRF, and prioritize the worst condition rooves for design of improvements to restore proper function to the rooves.

Scope of Work/Project Alternatives:

Perform assessment of all existing rooves and supporting structures, including parapets, penetrations, roof system, flashing, and coping. Provide report on rooves and prioritize highest need, perform design, bid out for construction and construct improvements.

Other Important Info:

N/A

Current Expenses (All figures are in \$1,000's)

"Total Costs" include costs outside of the 10 year planning window

***Design & Construction costs are inclusive of salaries where salaries are not defined**

Activity Name	Total Costs	Actual Costs	Prior FYs	FY23	FY24	FY25	5 Year Total
GLWA Salaries	\$44	\$0	\$0	\$12	\$18	\$14	\$32
Professional Services	\$24	\$16	\$12	\$12	\$0	\$0	\$0
Design/Engineering	\$500	\$63	\$33	\$129	\$188	\$149	\$338
Construction	\$4,278	\$0	\$0	\$0	\$2,143	\$2,135	\$4,278

Project Title: WRRF Facility Optimization Program

Project Status: Project Execution - Design

Class Lvl 1: Wastewater

Class Lvl 2: WRRF

Class Lvl 3: General Purpose

Lookup Location: WRRF

Project New to CIP:

- Innovation**
- WW Master Plan**
- Water Master Plan Right Sizing**
- Redundancy**
- NE WTP Repurposing**
- Linear Assets Outside of Facilities**
- Predecessor Project(s)**



Administration Building

Project Engineer/Manager: Chris Wilson

Director: Chris Nastally

Project Score

0

Problem Statement:

The existing WRRF is a product of numerous construction projects over nearly 90 years and consists of numerous process and other buildings with varying levels of use and practicality. It is critical to convey an image that reflects the pride and importance of the work that is done every day at this facility. This project will create a visitor center focusing on public education to impress the next generation of wastewater engineers, scientists and operators and enhance the facility creating a m...

Scope of Work/Project Alternatives:

The work consists of extending the evaluation performed as a part of Master Planning to design and construct site modifications including a new visitor center, demolition or repurposing of existing structures that are no longer used, consolidation or reconfiguration of administration, operations and maintenance staff and spaces, vehicle and equipment storage spaces, shops, etc. The project also includes site modifications to include improved site circulation, parking and fencing, green infrastr...

Other Important Info:

N/A

Current Expenses (All figures are in \$1,000's)

"Total Costs" include costs outside of the 10 year planning window

***Design & Construction costs are inclusive of salaries where salaries are not defined**

Activity Name	Total Costs	Actual Costs	Prior FYs	FY23	FY24	FY25	FY26	FY27	FY28	5 Year Total	FY29-33
GLWA Salaries	\$771	\$0	\$0	\$35	\$53	\$53	\$53	\$53	\$53	\$263	\$263
Design/Engineering	\$0	\$0	\$0	\$0	\$0	\$0	\$0	\$0	\$0	\$0	\$0
Construction	\$85,000	\$0	\$0	\$0	\$0	\$0	\$0	\$0	\$2,135	\$2,135	\$21,424

Project Title: Rehabilitation of HAZMAT Facility at WRRF

Project Status: Active - Procurement - Construction
Class Lvl 1: Wastewater
Class Lvl 2: WRRF
Class Lvl 3: General Purpose
Lookup Location: WRRF
 Project New to CIP:

- Innovation**
- WW Master Plan**
- Water Master Plan Right Sizing**
- Redundancy**
- NE WTP Repurposing**
- Linear Assets Outside of Facilities**
- Predecessor Project(s)**



Project Engineer/Manager: Jared Buzo

Director: Chris Nastally

Project Score

52.1

Problem Statement:

The HAZMAT Security Specialists at the Water Resource Recovery Facility (WRRF) provide rapid response for GLWA operations, including site security and emergency response relating to leaks or spills of hazardous substances. There are approximately 3-4 specialists occupying the existing HAZMAT building daily, with a maximum of 5-6 specialists at certain times. The HAZMAT facility, which is located on the opposite side of Jefferson Road from the WRRF, is a single story, steel framed and concrete b...

Scope of Work/Project Alternatives:

The scope of work will renovate the existing HAZMAT building to right size the facility to:

- accommodate the GLWA HAZMAT team.
- accommodate the parking of one (1) pick-up truck type vehicle, two (2) response vehicles and a response trailer.
- demolish and construct new officer booth to accommodate one officer

Other Important Info:

N/A

Current Expenses (All figures are in \$1,000's)

"Total Costs" include costs outside of the 10 year planning window

***Design & Construction costs are inclusive of salaries where salaries are not defined**

Activity Name	Total Costs	Actual Costs	Prior FYs	FY23	FY24	FY25	5 Year Total
GLWA Salaries	\$19	\$0	\$0	\$6	\$9	\$4	\$13
Professional Services	\$22	\$21	\$17	\$5	\$0	\$0	\$0
Design/Engineering (1900318)	\$317	\$224	\$210	\$14	\$62	\$31	\$93
Construction	\$2,000	\$0	\$0	\$0	\$1,338	\$662	\$2,000

Project Title: WRRF 4th Floor Renovation

Project Status: Project Execution - Construction

Class Lvl 1: Wastewater

Class Lvl 2: WRRF

Class Lvl 3: General Purpose

Lookup Location: WRRF

Project New to CIP:

- Innovation**
- WW Master Plan**
- Water Master Plan Right Sizing**
- Redundancy**
- NE WTP Repurposing**
- Linear Assets Outside of Facilities**
- Predecessor Project(s)**



New Administration Building

Project Engineer/Manager: Nicolas Nicolas

Director: Chris Nastally

Project Score

59.5

Problem Statement:

The Wastewater Master Plan 'non-process space programming task' for the WRRF provided an overview of space needs, both current and future, to provide GLWA with the knowledge of space needs and a "roadmap" for building improvements utilizing holistic planning principles that yield several benefits including:

- Increased efficiencies and space utilizations in the Admin Building complex, consolidating operations work flows and optimizing the use of existing space.
- Standardization of office and...

Scope of Work/Project Alternatives:

GLWA plans to renovate a significant portion of the existing fourth floor of the New Administration Building, in order to house Engineering Design & CSO, Construction Engineering, and Local Asset Management groups. The area of renovation is approximately 15,980 gross square feet and will be a combination of enclosed perimeter offices and conference rooms, coupled with furniture cubicles, collaboration space, and a break area.

Other Important Info:

N/A

Current Expenses (All figures are in \$1,000's)

"Total Costs" include costs outside of the 10 year planning window

***Design & Construction costs are inclusive of salaries where salaries are not defined**

Activity Name	Total Costs	Actual Costs	Prior FYs	FY23	FY24	5 Year Total
GLWA Salaries	\$30	\$49	\$9	\$28	(\$7)	(\$7)
Design/Engineering	\$95	\$56	\$56	\$24	\$14	\$14
Construction	\$3,175	\$384	\$0	\$2,138	\$1,036	\$1,036

Project Title: WRRF Front Entrance Rehabilitation

Project Status: Project Execution - Design

Class Lvl 1: Wastewater

Class Lvl 2: WRRF

Class Lvl 3: General Purpose

Lookup Location: WRRF

Project New to CIP:

- Innovation**
- WW Master Plan**
- Water Master Plan Right Sizing**
- Redundancy**
- NE WTP Repurposing**
- Linear Assets Outside of Facilities**
- Predecessor Project(s)**



WRRF Front Entrance

Project Engineer/Manager: Charles Reinhart

Director: Chris Nastally

Project Score

52.4

Problem Statement:

The Great Lakes Water Authority's (GLWA) Water Resource Recovery Facility (WRRF) is the largest single wastewater treatment facility in the United States with nearly five hundred individuals that report to the facility on a regular basis including team members, visitors, and contractors. The main entry point to the facility is the entrance from Jefferson closest to the Rouge River bridge which handles the majority of the traffic entering the plant. Team members and Contractors with badge access...

Scope of Work/Project Alternatives:

The project will re-design the Front Entrance at WRRF to accommodate the traffic flow at the entrance, provide visitor parking prior to the automated barrier gate arm, improvement to the turnstiles and the Guard House. This may require relocation of existing infrastructure to provide the best workflow at the entrance. The scope of work includes the following:

- Re-design the parking and traffic flow at the front entrance.
- Minimize the pedestrian-vehicle conflicts at the north entrance to ...

Other Important Info:

N/A

Current Expenses (All figures are in \$1,000's)

"Total Costs" include costs outside of the 10 year planning window

***Design & Construction costs are inclusive of salaries where salaries are not defined**

Activity Name	Total Costs	Actual Costs	Prior FYs	FY23	FY24	FY25	5 Year Total
GLWA Salaries	\$36	\$3	\$1	\$12	\$16	\$7	\$23
Design/Engineering	\$634	\$226	\$136	\$158	\$243	\$98	\$341
Construction	\$3,330	\$0	\$0	\$224	\$2,216	\$890	\$3,106

Project Title: WRRF 3rd Floor Renovation

Project Status: Active - Procurement - Design

Class Lvl 1: Wastewater

Class Lvl 2: WRRF

Class Lvl 3: General Purpose

Lookup Location: WRRF

Project New to CIP:

- Innovation
- WW Master Plan**
- Water Master Plan Right Sizing
- Redundancy
- NE WTP Repurposing
- Linear Assets Outside of Facilities
- Predecessor Project(s)



Project Engineer/Manager: Alfredo Lava

Director: Chris Nastally

Project Score

40.5

Problem Statement:

GLWA is in the process of renovating the 4th floor of the New Administration Building. This renovation will consolidate document management, the CIP/Asset Management Teams, and Engineering. As a result of this renovation, and the previous renovation to the 2nd Floor, the 3rd floor is now ready for the next phase of renovation in accordance with the Wastewater Masterplan.

Scope of Work/Project Alternatives:

The plan is to renovate the 3rd floor to permit relocation of administration staff, OD, safety, and facilities teams to the 3rd floor to make room on the 1st floor (the last floor to be renovated). This plan will also make the 3rd floor more secure and in line with renovations performed on the 2nd floor and being performed on the 4th floor.

Other Important Info:

Project is currently in procurement.

Current Expenses (All figures are in \$1,000's)

"Total Costs" include costs outside of the 10 year planning window

***Design & Construction costs are inclusive of salaries where salaries are not defined**

Activity Name	Total Costs	Actual Costs	Prior FYs	FY23	FY24	FY25	FY26	FY27	5 Year Total
GLWA Salaries	\$31	\$5	\$3	\$7	\$6	\$6	\$6	\$2	\$21
Design/Engineering	\$215	\$0	\$0	\$160	\$8	\$36	\$12	\$0	\$55
Construction	\$3,175	\$0	\$0	\$0	\$0	\$372	\$2,122	\$680	\$3,175

Project Title: WRRF Plumbing Shop Renovation - 260905

Project Status: Project Execution - Design

Class Lvl 1: Wastewater

Class Lvl 2: WRRF

Class Lvl 3: General Purpose

Lookup Location: N/A

Project New to CIP:

- Innovation**
- WW Master Plan**
- Water Master Plan Right Sizing**
- Redundancy**
- NE WTP Repurposing**
- Linear Assets Outside of Facilities**
- Predecessor Project(s)**



Project Engineer/Manager: Chris Nastally

Director: Chris Nastally

Project Score

0

Problem Statement:

The plumbing shop building is approximately 35 years old. It requires renovations to ensure proper function of the building for the next 20 years.

Scope of Work/Project Alternatives:

Do nothing is not an option. Rehab is recommended and while performing these renovations, we will ensure the building's function will be sufficient to suit the needs of the WRRF for the next 20 years. By renovating the building and providing a proper space for logistics and materials team to properly store and access items frequently used at the plant for operations and maintenance to ensure continuity of operations. This will include demolition of interior floor space, establishment of storage r...

Other Important Info:

Repurpose of a building that is not being properly utilized to a space that can best serve the WRRF.

Current Expenses (All figures are in \$1,000's)

"Total Costs" include costs outside of the 10 year planning window

***Design & Construction costs are inclusive of salaries where salaries are not defined**

Activity Name	Total Costs	Actual Costs	Prior FYs	FY23	FY24	FY25	5 Year Total
GLWA Salaries	\$0	\$0	\$0	\$0	\$0	\$0	\$0
Professional Services (CS-272)	\$18	\$2	\$0	\$18	\$0	\$0	\$0
Design/Engineering	\$170	\$0	\$0	\$0	\$90	\$80	\$170
Construction	\$2,000	\$0	\$0	\$0	\$1,054	\$946	\$2,000

Project Title: WRRF Rehabilitation of the Secondary Clarifiers Phase 1

Project Status: Future Planned - Within Five Year Plan
Class Lvl 1: Wastewater
Class Lvl 2: WRRF
Class Lvl 3: Secondary Treatment and Disinfection
Lookup Location: WRRF
 Project New to CIP:

- Innovation**
- WW Master Plan**
- Water Master Plan Right Sizing**
- Redundancy**
- NE WTP Repurposing**
- Linear Assets Outside of Facilities**
- Predecessor Project(s)**



Project Engineer/Manager: Chris Wilson

Director: Chris Nastally

Project Score

72

Problem Statement:

The secondary clarifiers need to be inspected and rehabilitated for certain components such as the rake arms.

Scope of Work/Project Alternatives:

This project will provide for inspection, study, design, and construction for refurbishing the first two secondary clarifiers. A key component will be the inspection of the concrete and the rake arms. Once the condition of these components is determined, alternatives will be evaluated, and the selected alternative will be designed and constructed. The scope will also include evaluating and designing isolation gates for the individual clarifiers. The B Houses have energy intensive HVAC units...

Other Important Info:

Challenges: This will be a long-term project because only one or two clarifiers can be taken out of service at a time. Also, there may be different levels of rehabilitation for each clarifier depending upon the results of the inspection.

Project History: There are 25 secondary clarifiers at the WRRF. They have been rehabilitated in the past for other components such as RAS pumps, troughs and weirs, and center drives. It is time to refurbish some of the other key components.

Current Expenses (All figures are in \$1,000's)

"Total Costs" include costs outside of the 10 year planning window

***Design & Construction costs are inclusive of salaries where salaries are not defined**

Activity Name	Total Costs	Actual Costs	Prior FYs	FY23	FY24	FY25	FY26	FY27	FY28	5 Year Total	FY29-33
GLWA Salaries	\$170	\$1	\$0	\$0	\$13	\$19	\$19	\$19	\$19	\$89	\$80
Professional Services	\$0	\$0	\$0	\$0	\$0	\$0	\$0	\$0	\$0	\$0	\$0
Design/Engineering	\$3,174	\$0	\$0	\$0	\$149	\$223	\$223	\$389	\$424	\$1,408	\$1,766
Construction	\$15,000	\$0	\$0	\$0	\$0	\$0	\$0	\$2,067	\$2,505	\$4,571	\$10,429

Project Title: Meldrum Sewer Diversion and VR-15 Improvements

Project Status: Future Planned - Within Five Year Plan

Class Lvl 1: Wastewater

Class Lvl 2: CSO Facilities

Class Lvl 3: Multiple CSO Facilities

Lookup Location: Sewers and Interceptors

Project New to CIP:

- Innovation
- WW Master Plan**
- Water Master Plan Right Sizing
- Redundancy
- NE WTP Repurposing
- Linear Assets Outside of Facilities
- Predecessor Project(s)



Project Engineer/Manager: Mini Panicker

Director: Biren Saparia

Project Score

88.7

Problem Statement:

The Meldrum Sewer is an uncontrolled CSO that discharges through outfall B-07. Currently, this is an untreated CSO discharge. Untreated CSO discharges allow debris and bacteria make their way into fresh water bodies and are damaging to public health and the environment. The NPDES permit requires control of this outfall to Michigan water quality standards. The Leib Screening and Disinfection Facility was designed with capacity to screen and disinfect the Meldrum Sewer CSO flow, but current...

Scope of Work/Project Alternatives:

The scope of work involves connecting the Meldrum sewer to the Conant-Mt. Elliot Sewer with a diversion pipe that is 5 feet in diameter. New gates will be installed in the Meldrum sewer which direct flow through this diversion and into the Conant-Mt. Elliot sewer, which would then be processed through the Leib Screening and Disinfection Facility. These gates would allow dry weather flow to pass through the Meldrum sewer to the DRI, and would divert wet-weather to Leib SDF. This would reduce ...

Other Important Info:

Recommended in DWSD LTCSO Plan of 2008. This project is driven by recommendations from the Long Term CSO Control Plan from 2008 and further evaluation and recommendation from the Wastewater Masterplan Project (2019).

Current Expenses (All figures are in \$1,000's)

"Total Costs" include costs outside of the 10 year planning window

***Design & Construction costs are inclusive of salaries where salaries are not defined**

Activity Name	Total Costs	Actual Costs	Prior FYs	FY23	FY24	FY25	FY26	FY27	FY28	5 Year Total	FY29-33
GLWA Salaries	\$354	\$0	\$0	\$0	\$0	\$0	\$0	\$88	\$89	\$177	\$177
Professional Services	\$0	\$0	\$0	\$0	\$0	\$0	\$0	\$0	\$0	\$0	\$0
Design & Construction Assistance # 1	\$1,047	\$0	\$0	\$0	\$0	\$0	\$0	\$208	\$280	\$488	\$558
Construction (Build) # 1	\$4,453	\$0	\$0	\$0	\$0	\$0	\$0	\$640	\$1,272	\$1,912	\$2,541

Project Title: Long Term CSO Control Plan

Project Status: Project Execution - Design

Class Lvl 1: Wastewater

Class Lvl 2: CSO Facilities

Class Lvl 3: Multiple CSO Facilities

Lookup Location: City of Detroit

Project New to CIP:

- Innovation**
- WW Master Plan**
- Water Master Plan Right Sizing**
- Redundancy**
- NE WTP Repurposing**
- Linear Assets Outside of Facilities**
- Predecessor Project(s)**



Project Engineer/Manager: Tim Kuhns

Director: Tim Kuhns

Project Score

88

Problem Statement:

The NPDES permit which governs CSO Discharges for GLWA requires GLWA to provide for prohibition, elimination, or adequate treatment of combined sewer discharges containing raw sewage. The current plans of 2008 and 2010 were approved by the EGLE (formerly MDEQ) and are the current plans of record. The new NPDES permit issued in July of 2019 opened the door for GLWA to refresh the Long Term Plan and submit to EGLE for review and approval by 11/15/2022. There are 56 total untreated outfalls ope...

Scope of Work/Project Alternatives:

This project will be a predecessor project to executing a long term CSO control plan, as required by the NPDES permit. This project will include evaluation of the requirements and work done under the 2008 and 2010 current plans of record, evaluation of elements within the Wastewater Masterplan aimed at CSO Control, evaluation of affordability, evaluation and siting of specific projects to be executed, and evaluation and programming of recommended projects to address affordability. The RFP for...

Other Important Info:

The wastewater masterplan, has identified elements that are a part of the Long Term Plan, including a new storage conduit on the west-side for first flush capture, in-system storage dams, system diversions, and some strategically selected netting facility locations . These will need to be evaluated further under this project and also evaluated against current system requirements, and former Long Term requirements and plans set forth in 2008 and 2010.

Project Title: Long Term CSO Control Plan

Current Expenses (All figures are in \$1,000's)

“Total Costs” include costs outside of the 10 year planning window

***Design & Construction costs are inclusive of salaries where salaries are not defined**

Activity Name	Total Costs	Actual Costs	Prior FYs	FY23	FY24	FY25	5 Year Total
GLWA Salaries	\$105	\$0	\$0	\$26	\$40	\$39	\$79
Professional Services	\$1,422	\$1,122	\$1,122	\$300	\$0	\$0	\$0
Contractual Professional Services (CS-200)	\$240	\$240	\$240	\$0	\$0	\$0	\$0
Contractual Professional Services (1904197)	\$7,749	\$3,702	\$3,168	\$1,872	\$2,023	\$685	\$2,709
Contractual Professional Services (U of M 2001434)	\$336	\$336	\$288	\$48	\$0	\$0	\$0
Design & Construction Assistance	\$548	\$0	\$0	\$136	\$206	\$206	\$412

Project Title: Oakwood and Leib CSO Facilities Improvement Project

Project Status: Active - Procurement - Board Approved - Design
Class Lvl 1: Wastewater
Class Lvl 2: CSO Facilities
Class Lvl 3: Multiple CSO Facilities
Lookup Location: Oakwood/Leib
 Project New to CIP:

- Innovation**
- WW Master Plan**
- Water Master Plan Right Sizing**
- Redundancy**
- NE WTP Repurposing**
- Linear Assets Outside of Facilities**
- Predecessor Project(s)**



Oakwood / Leib Cover photo

Project Engineer/Manager: Scott Worth

Director: Chris Nastally

Project Score

79.4

Problem Statement:

The Leib CSO Facility has been under utilized for the last 20 years. The WWMP recommended a diversion to the facility which will increase utilization and close an untreated CSO outfall. To prepare for this increased utilization, improvements to the facility are required. The chemical system has functionally failed and the screening system presents operational and maintenance difficulties (pilot facility with different types of screens requiring different maintenance and having different fail...

Scope of Work/Project Alternatives:

To be prepare for the Meldrum Diversion project, the following are needed. Replacement of fine screens, the chemical feed system, improved automation for chemical dosing, improved access, miscellaneous electrical/HVAC and I&C improvements, a new road to improve safety, as well as various safety improvements to facility hatches. The scope of work was refined under CS-299 (CSO Facilities Assessment Project). The following improvements will be planned for: The manual screening in the pump stati...

Other Important Info:

This is a predecessor project to the Meldrum diversion project and should be constructed prior to completion of the Meldrum Diversion to permit use and testing of equipment installed as a part of that project. This project is intended to be completed within a 24 month window from the completion of the NWI diversion project. Given anticipated difficulties of that project, it is likely that this project will be completed much earlier than the NWI diversion and ideally before the NWI diversion to...

Current Expenses (All figures are in \$1,000's)

"Total Costs" include costs outside of the 10 year planning window

***Design & Construction costs are inclusive of salaries where salaries are not defined**

Activity Name	Total Costs	Actual Costs	Prior FYs	FY23	FY24	FY25	FY26	FY27	FY28	5 Year Total	FY29-33
GLWA Salaries	\$187	\$19	\$19	\$17	\$26	\$26	\$26	\$26	\$26	\$131	\$21
Professional Services	\$51	\$51	\$51	\$0	\$0	\$0	\$0	\$0	\$0	\$0	\$0
Design/Engineering (NEW to CIP 2023)	\$7,333	\$0	\$0	\$1,493	\$2,259	\$1,352	\$531	\$609	\$611	\$5,361	\$479
Construction	\$9,000	\$0	\$0	\$0	\$0	\$0	\$2,142	\$2,459	\$2,466	\$7,067	\$1,933

Project Title: CSO Facility Safety Improvements and Building Rehabilitation

Project Status: Reclassified
Class Lvl 1: Wastewater
Class Lvl 2: CSO Facilities
Class Lvl 3: Multiple CSO Facilities
Lookup Location: Various CSO Facilities
 Project New to CIP:

- Innovation**
- WW Master Plan**
- Water Master Plan Right Sizing**
- Redundancy**
- NE WTP Repurposing**
- Linear Assets Outside of Facilities**
- Predecessor Project(s)**



Project Engineer/Manager: Ariadna Risher

Director: Navid Mehram

Project Score

0

Problem Statement:

Project was reclassified with 270006.

A safety inspection of GLWA's nine CSO facilities was conducted under CS-299. A list of safety-related issues and corrective actions was generated. Most of the issues are related to the lack of proper fall protection around the numerous hatch openings at each facility. An assessment of building-related issues was also conducted under CS-299. These include damaged sealant around doors, windows, other wall penetrations, control/expansion joints; corrosion ...

Scope of Work/Project Alternatives:

This project provides proper fall protection and address fall/trip hazards for all the nine CSO facilities with the addition of features such as temporary railings, nets, chains, portable davit and ladders with retractable safety posts. It also addresses various building/architectural issues with doors, windows, room finishes, floors and ceiling coating systems, stairways, and corrosion of visible steel members for all nine CSO facilities. The goal of this rehabilitation is to prevent the issu...

Other Important Info:

The building rehabilitation work is bring combined with the safety issues because of the similarity of the design disciplines and the similar nature of construction work.

Primary Driver: Public Health and Safety

Project Title: CSO Facilities Improvements II

Project Status: Active - Procurement - Design

Class Lvl 1: Wastewater

Class Lvl 2: CSO Facilities

Class Lvl 3: Multiple CSO Facilities

Lookup Location: Various CSO Facilities

Project New to CIP:

- Innovation**
- WW Master Plan**
- Water Master Plan Right Sizing**
- Redundancy**
- NE WTP Repurposing**
- Linear Assets Outside of Facilities**
- Predecessor Project(s)**



270006_08-24-2021

Project Engineer/Manager: Ariadna Risher

Director: Chris Nastally

Project Score

61

Problem Statement:

There is a need to update the Ovation control system to the latest version and increase monitoring capabilities at Baby Creek and Belle Isle CSO Facilities. The lighting at these facilities is poor or non-existent in some locations, which makes for unsafe working conditions. At Baby Creek, there is a need for additional flow meters, level sensors, process cameras, and local control for the screens. At Belle Isle, there is a need to have the ability to control this facility from the Conner Creek...

Scope of Work/Project Alternatives:

This project addresses O&M and safety issues at Baby Creek and Belle Isle to make them more reliable. This project updates the Ovation control system to the latest version which will enhance the overall performance of these facilities. Additional lighting will be provided at selected locations at both the facilities. At Baby Creek, redundant level sensors will be removed and additional flow meters, level sensors, process cameras and local control for the screens will be provided. At Belle Isle,...

Other Important Info:

N/A

Project Title: CSO Facilities Improvements II

Current Expenses (All figures are in \$1,000's)

“Total Costs” include costs outside of the 10 year planning window

***Design & Construction costs are inclusive of salaries where salaries are not defined**

Activity Name	Total Costs	Actual Costs	Prior FYs	FY23	FY24	FY25	FY26	FY27	FY28	5 Year Total	FY29-33
GLWA Salaries	\$133	\$10	\$6	\$13	\$24	\$24	\$24	\$24	\$18	\$114	\$0
Professional Services (CS-272)	\$130	\$75	\$54	\$76	\$0	\$0	\$0	\$0	\$0	\$0	\$0
Professional Services (CS-166)	\$45	\$0	\$0	\$45	\$0	\$0	\$0	\$0	\$0	\$0	\$0
Design/Engineering	\$5,177	\$0	\$0	\$540	\$1,453	\$1,032	\$153	\$777	\$1,221	\$4,637	\$0
Construction	\$11,598	\$0	\$0	\$0	\$0	\$0	\$0	\$4,512	\$7,086	\$11,598	\$0

Project Title: HVAC Improvements at Puritan Fenkell and Seven Mile CSO Facilities

Project Status: Future Planned - Within Five Year Plan
Class Lvl 1: Wastewater
Class Lvl 2: CSO Facilities
Class Lvl 3: Multiple CSO Facilities
Lookup Location: Various CSO Facilities
 Project New to CIP:

- Innovation**
- WW Master Plan**
- Water Master Plan Right Sizing**
- Redundancy**
- NE WTP Repurposing**
- Linear Assets Outside of Facilities**
- Predecessor Project(s)**



Project Engineer/Manager: Brooke Ballard

Director: Chris Nastally

Project Score

57.8

Problem Statement:

A number of HVAC-related improvements were identified as needed at Puritan-Fenkell and Seven Mile CSO Facilities under CS-299. The improvements at both facilities require replacement of a large amount of HVAC equipment, due to age of the equipment or need to improve access for maintenance, and to provide monitoring for code compliance in the Odor Control and Headworks area.

Scope of Work/Project Alternatives:

This project includes replacement of HVAC equipment including PACU-1, HVU-1, HVU-2, HVU-3, SF-1, SF-2, and exhaust fans at both Puritan-Fenkell and Seven Mile CSO Facilities. Also, the project includes improvements to enhance safety in the Odor Control and Headworks areas at both the facilities to comply with NFPA 820. It also includes removal of HVAC equipment from the shunt channel and effluent channel since it is not used and are inoperable.

Other Important Info:

NA

Current Expenses (All figures are in \$1,000's)

"Total Costs" include costs outside of the 10 year planning window

***Design & Construction costs are inclusive of salaries where salaries are not defined**

Activity Name	Total Costs	Actual Costs	Prior FYs	FY23	FY24	FY25	FY26	FY27	FY28	5 Year Total	FY29-33
GLWA Salaries	\$14	\$0	\$0	\$0	\$0	\$2	\$2	\$2	\$2	\$10	\$4
Design/Engineering	\$302	\$0	\$0	\$0	\$15	\$83	\$82	\$8	\$45	\$234	\$67
Construction	\$1,207	\$0	\$0	\$0	\$0	\$0	\$0	\$80	\$452	\$532	\$674

Project Title: HVAC Improvements at Conner Creek and Belle Isle CSO Facilities

Project Status: Future Planned - Ten Year CIP

Class Lvl 1: Wastewater

Class Lvl 2: CSO Facilities

Class Lvl 3: Multiple CSO Facilities

Lookup Location: Detroit

Project New to CIP:

- Innovation**
- WW Master Plan**
- Water Master Plan Right Sizing**
- Redundancy**
- NE WTP Repurposing**
- Linear Assets Outside of Facilities**
- Predecessor Project(s)**



Project Engineer/Manager: Kashmira Patel

Director: Chris Nastally

Project Score

70.5

Problem Statement:

A number of HVAC-related improvements were identified at Conner Creek and Belle Isle CSO Facilities under the CS-299 Facilities Assessment. Most of the improvements are related to ventilation, access to HVAC equipment and heating/cooling systems.

Scope of Work/Project Alternatives:

The project includes improvements to enhance safety in the Odor Control area at Belle Isle to comply with NFPA 820, as well as improve access to HVAC equipment in the Chemical Room and Odor Control Area. Other improvements at Belle Isle include the replacement of the unit heaters and improvements in the cooling of the Control Room and Sample Room. At Conner Creek, the project includes improvements to the heating of the Maintenance Shop, Electrical Room, and Control Room, and access to the Chemi...

Other Important Info:

None

Current Expenses (All figures are in \$1,000's)

"Total Costs" include costs outside of the 10 year planning window

***Design & Construction costs are inclusive of salaries where salaries are not defined**

Activity Name	Total Costs	Actual Costs	Prior FYs	FY23	FY29-33
GLWA Salaries	\$4	\$0	\$0	\$0	\$3
Design/Engineering	\$107	\$0	\$0	\$0	\$89
Construction	\$307	\$0	\$0	\$0	\$118

Project Title: Hubbell Southfield CSO Facility Improvements

Project Status: Active - Procurement - Design

Class Lvl 1: Wastewater

Class Lvl 2: CSO Facilities

Class Lvl 3: Hubbell Southfield

Lookup Location: Dearborn

Project New to CIP:

- Innovation**
- WW Master Plan**
- Water Master Plan Right Sizing**
- Redundancy**
- NE WTP Repurposing**
- Linear Assets Outside of Facilities**
- Predecessor Project(s)**



Project Engineer/Manager: Kashmira Patel

Director: Chris Nastally

Project Score

75.7

Problem Statement:

The Hubbell Southfield CSO Basin was constructed in the late 1990s and is in need of major capital improvements. The spray-flushing system is ineffective for removing solids and debris from the floor of the basin and shunt channel after a storm event. Currently, operators must manually use fire hoses and lower a bobcat into the basin after storm events, which is a safety concern due to the confined space, sloped and slippery floors, and poor lighting. The dewatering pumps are unable to handle h...

Scope of Work/Project Alternatives:

A new basin flushing system was recommended by the CS-299 Facilities Assessment consisting of flushing gates and reservoirs (similar to those installed at Conner Creek, Oakwood and Belle Isle CSO Facilities). The project will include new dewatering pumps to replace the existing and new basin sump pumps with a solids system to fluidize accumulated grit to replace non-functional pumps. The project also includes chemical feed system improvements, including pump replacement to standardize pumping s...

Other Important Info:

Additional required repairs were identified in preliminary BODR performed by AECOM under CS272 Task 7-2-030-A.

Current Expenses (All figures are in \$1,000's)

"Total Costs" include costs outside of the 10 year planning window

***Design & Construction costs are inclusive of salaries where salaries are not defined**

Activity Name	Total Costs	Actual Costs	Prior FYs	FY23	FY24	FY25	FY26	FY27	FY28	5 Year Total	FY29-33
GLWA Salaries	\$654	\$13	\$8	\$5	\$7	\$90	\$90	\$90	\$90	\$367	\$274
Professional Services	\$417	\$417	\$417	\$1	\$0	\$0	\$0	\$0	\$0	\$0	\$0
Design/Engineering	\$11,537	\$0	\$0	\$0	\$221	\$2,881	\$2,431	\$0	\$1,419	\$6,952	\$4,586
Construction	\$40,229	\$0	\$0	\$0	\$0	\$0	\$0	\$2,992	\$9,202	\$12,194	\$28,035

Project Title: Replacement of Make-up Air Unit No. 2 at Conner Creek CSO Facility

Project Status: Project Execution - Construction

Class Lvl 1: Wastewater

Class Lvl 2: CSO Facilities

Class Lvl 3: Conner Creek

Lookup Location: Detroit

Project New to CIP:

- Innovation**
- WW Master Plan**
- Water Master Plan Right Sizing**
- Redundancy**
- NE WTP Repurposing**
- Linear Assets Outside of Facilities**
- Predecessor Project(s)**



Project Engineer/Manager: Partho Ghosh

Director: Chris Nastally

Project Score

92.5

Problem Statement:

The existing Make-up Air Unit No. 2 (MUA 2) at the Conner Creek CSO facility is original installation since the facility was put in operation in 2005. The fan/blower sections have catastrophically failure. Rebuilding/repairing damage of this unit is not cost effective due to the age and extent of the repair needed. The unit's overall condition is poor. Therefore, this unit needs a replacement for the reliable and efficient operation.

Scope of Work/Project Alternatives:

A replacement of the existing Make-up Air Unit No.2 (MUA-2) and associated appurtenances with replaced-in-kind unit and its appurtenances. The purpose of this project includes furnishing, installing, start-up testing and commissioning of the new unit to provide successful and complete operational system as intended and accepted by GLWA.

Other Important Info:

N/A

Current Expenses (All figures are in \$1,000's)

"Total Costs" include costs outside of the 10 year planning window

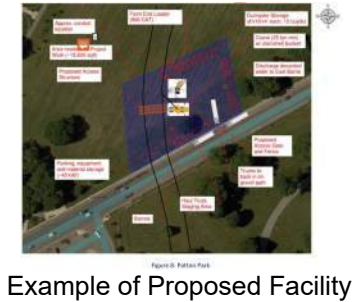
***Design & Construction costs are inclusive of salaries where salaries are not defined**

Activity Name	Total Costs	Actual Costs	Prior FYs	FY23
GLWA Salaries	\$6	\$16	\$8	(\$2)
Construction	\$351	\$0	\$0	\$351

Project Title: Baby Creek Outfall Improvements Project

Project Status: Active - Procurement - Negotiation Phase - Construction
Class Lvl 1: Wastewater
Class Lvl 2: CSO Facilities
Class Lvl 3: Baby Creek
Lookup Location: Baby Creek CSO Facility
 Project New to CIP:

- Innovation**
- WW Master Plan**
- Water Master Plan Right Sizing**
- Redundancy**
- NE WTP Repurposing**
- Linear Assets Outside of Facilities**
- Predecessor Project(s)**



Project Engineer/Manager: Ariadna Risher

Director: Chris Nastally

Project Score

80.1

Problem Statement:

A facility is required to be constructed in order to ensure continued access to the Baby Creek Outfall. In addition system improvements which address sediment accumulation are needed to ensure the CSO can meet NPDES requirements. This system improvement will likely be a flushing system installed inside the outfall, but the best solution is not known at this time. The triple barrel Baby Creek Outfall consists of (3) 14'-6" wide by 17'-6" tall concrete box culverts which extend from the Baby Cree...

Scope of Work/Project Alternatives:

This project consists of a study and design. Construction is anticipated but since the flushing system solution is not known at this time this phase is not included in the project due to the variability in alternatives and their associated costs. The study and design will assess the proper ways to clean the pipes, facilitate future maintenance, flushing of the pipes after rain events, and perform assessments of the backwater gates ensuring proper instrumentation is installed in the outfall to...

Other Important Info:

The current outfall cannot be flushed and the solids level builds up after each rain event. Furthermore, the rising river level continues to impact this facility and its outfall capacity. The build up of sludge inhibits does not favor Baby Creek in passing the necessary flows because the capacity of the pipes are reduced due to the reduction in cross-sectional area.

Current Expenses (All figures are in \$1,000's)

"Total Costs" include costs outside of the 10 year planning window

***Design & Construction costs are inclusive of salaries where salaries are not defined**

Activity Name	Total Costs	Actual Costs	Prior FYs	FY23	FY24	FY25	FY26	FY27	FY28	5 Year Total
GLWA Salaries	\$1,773	\$428	\$418	\$215	\$310	\$309	\$309	\$213	\$0	\$1,140
Professional Services	\$1,067	\$1,148	\$1,135	(\$68)	\$0	\$0	\$0	\$0	\$0	\$0
Design-Build # 1	\$12,995	\$0	\$0	\$1,979	\$2,993	\$2,985	\$2,985	\$2,053	\$0	\$11,016

Project Title: Baby Creek CSO Facility Influent Flushing System

Project Status: Future Planned - Ten Year CIP

Class Lvl 1: Wastewater

Class Lvl 2: CSO Facilities

Class Lvl 3: Baby Creek

Lookup Location: Baby Creek

Project New to CIP:

- Innovation**
- WW Master Plan**
- Water Master Plan Right Sizing**
- Redundancy**
- NE WTP Repurposing**
- Linear Assets Outside of Facilities**
- Predecessor Project(s)**



Project Engineer/Manager: Brooke Ballard

Director: Chris Nastally

Project Score

72.3

Problem Statement:

A significant amount of solids can accumulate in the Baby Creek influent channel area, immediately upstream of the weir wall at the Headworks. Significant solids buildup can cause hydraulic restrictions and impede inspection of the influent flow meters. There is no flushing system at this location and solids removal must be performed periodically by a contractor which is costly. In addition, the S-2-1 sluice gate opening does not extend to the bottom of the influent channel to allow for complet...

Scope of Work/Project Alternatives:

This project includes evaluation and construction of a new flushing system in the influent area. The project will also include modifying the opening of the sluice gate S-2-1 to make the bottom of the gate opening at a lower elevation which would allow the flushed solids to enter the dewatering well.

Other Important Info:

NA

Current Expenses (All figures are in \$1,000's)

"Total Costs" include costs outside of the 10 year planning window

***Design & Construction costs are inclusive of salaries where salaries are not defined**

Activity Name	Total Costs	Actual Costs	Prior FYs	FY23	FY29-33
GLWA Salaries	\$7	\$0	\$0	\$0	\$0
Design/Engineering	\$148	\$0	\$0	\$0	\$15
Construction	\$591	\$0	\$0	\$0	\$0

07 CENTRALIZED SERVICES PROJECTS



5 ONE-PAGERS

- 1 FUTURE PLANNED
- 2 ACTIVE/PROJECT EXECUTION
- 2 CLOSED
- 0 RECLASSIFIED



CENTRALIZED SERVICES

PROJECTS ARE FUNDED BY THE WATER OR WASTEWATER SPEND PLANS, OR IN THE PAST COULD BE SPLIT BETWEEN THE TWO.



C MORE: APPENDIX C

FIND THE FULL BUSINESS CASE EVALUATIONS FOR CENTRALIZED SERVICES IN APPENDIX C



CITY OF DETROIT
DEPARTMENT OF WATER SUPPLY
37 AND 57" UNDERGROUND WATER DISTRIBUTION
CONTRACT No. 1 - PARK STREET WICK, 1317
S. FIELD STREET, CONSTRUCTION
PROJECTS - PARK STREET WICK, 1317, 1318, 1319
No. 7 Date: January 2, 2013

Project Title: Security Infrastructure Improvements on Water Facilities

Project Status: Closed
Class Lvl 1: Centralized Services
Class Lvl 2: Security
Class Lvl 3: General Purpose
Lookup Location: System Wide
 Project New to CIP:

- Innovation**
- WW Master Plan**
- Water Master Plan Right Sizing**
- Redundancy**
- NE WTP Repurposing**
- Linear Assets Outside of Facilities**
- Predecessor Project(s)**



Project Photo

Project Engineer/Manager: Charnele Sanders

Director: W. Barnett Jones

Project Score

0

Problem Statement:

GLWA facilities have been designated as "Critical Infrastructure" by the United States Department of Homeland Security (OHS). Critical Infrastructure is considered as exposed to constant threat. GLWA is engaged in a continual process of threat and vulnerability assessment to our facilities, operations, and staff. Using several assessment tools including, OHS Site Assessments, incorporating AWWA security recommendations, and utilizing GLWA's historical assessment data provides the basis for ini...

Scope of Work/Project Alternatives:

Water Works Park: Additional coverage where boats dock and by the screening house. Video assessment wherever there are alarm points. Primary Building needs to be secured. Need video coverage. Switchgear room needs to be secured. Exterior video coverage of oxygen tanks and entrance to chlorine room. Secure transformer enclosures at the Raw water Booster Station. Interior intrusion detection devices need to be installed at high lift building- glass break, motion sensors, etc. Install Card...

Other Important Info:

GLWA has a responsibility in what is a layered approach to critical infrastructure security; partnering with Federal, State, and Local law enforcement entities to minimize and respond to threats. This partnership required GLWA to maintain a minimum security posture equating to the Critical Infrastructure designation. Implementation of the security protocols where none existent, and improving the GLWA security foot print can reduce our vulnerabilities and enhance our response to known threats.

Project Title: As-Needed Geotechnical and Related Engineering Services

Project Status: Project Execution - Design

Class Lvl 1: Centralized Services

Class Lvl 2: Programs

Class Lvl 3: Programs

Lookup Location: System-wide

Project New to CIP:

- Innovation**
- WW Master Plan**
- Water Master Plan Right Sizing**
- Redundancy**
- NE WTP Repurposing**
- Linear Assets Outside of Facilities**
- Predecessor Project(s)**



Project Engineer/Manager: Peter Fromm

Director: Tim Kuhns

Project Score

0

Problem Statement:

GLWA engineering and operations needed a contract mechanism to obtain professional engineering services in a timely manner to investigate environmental, geotechnical and specialized engineering problems that occur on a regular basis throughout the system.

Scope of Work/Project Alternatives:

This engineering/technical services contract involves as-needed engineering and technical services related to geotechnical investigations, related geotechnical engineering, construction materials sampling and testing, environmental media sampling and testing, soils sampling and testing, land surveying, corrosion testing and inspection, computer-aided design, and construction inspection. This contract includes design, construction services, and resident project representation for the follow tr...

Other Important Info:

N/A

Current Expenses (All figures are in \$1,000's)

"Total Costs" include costs outside of the 10 year planning window

***Design & Construction costs are inclusive of salaries where salaries are not defined**

Activity Name	Total Costs	Actual Costs	Prior FYs	FY23	FY24	FY25	FY26	FY27	FY28	5 Year Total	FY29-33
GLWA Salaries	\$0	\$0	\$0	\$0	\$0	\$0	\$0	\$0	\$0	\$0	\$0
Professional Services	\$0	\$0	\$0	\$0	\$0	\$0	\$0	\$0	\$0	\$0	\$0
Construction (Build) # 1 (CS-259)	\$11	\$0	\$0	\$11	\$0	\$0	\$0	\$0	\$0	\$0	\$0

Project Title: Power Quality: Electric Metering Improvement Program

Project Status: Active - Pre-Procurement
- Design

Class Lvl 1: Centralized Services

Class Lvl 2: Programs

Class Lvl 3: Programs

Lookup Location: System-wide

Project New to CIP:

- Innovation**
- WW Master Plan**
- Water Master Plan Right Sizing**
- Redundancy**
- NE WTP Repurposing**
- Linear Assets Outside of Facilities**
- Predecessor Project(s)**



Power Quality Meters

Project Engineer/Manager: Eric Griffin

Director: John Norton

Project Score

0

Problem Statement:

This includes advanced meters for measuring power usage in real-time to reduce the electrical demands and further optimize load management practices, GLWA experienced a lot of power outages at facilities. The installation of the New Power Monitors provide real wave form data to determine the cause of the outages and the time period of sagging or swelling voltage which effects the integrity of the equipment. MFG 7/25/2019

Scope of Work/Project Alternatives:

This program will increase the number of electric meters at pumping stations and treatment facilities to facilitate active demand management to reduce electricity rates. The meters can be tied to the existing data management system for data archival and use.
The installation of the New Power Monitors will provide real wave form data to determine the cause of outages and the time period of sagging or swelling voltage which effects the integrity of equipment. MFG 07/25/2019

Other Important Info:

Project History: Project will find high demand (kW) sites i.e all the water treatment plants (Phase 1)
We would like to change the project to design build and move up on the CIP. The outages are affecting the pressures resulting in water main breaks and boil water advisories, This will help to better communicate DTE problems that occur and lead to solutions to improve the process or equipment. MFG 7/25/2019

Current Expenses (All figures are in \$1,000's)

"Total Costs" include costs outside of the 10 year planning window

***Design & Construction costs are inclusive of salaries where salaries are not defined**

Activity Name	Total Costs	Actual Costs	Prior FYs	FY23	FY24	FY25	FY26	FY27	FY28	5 Year Total
GLWA Salaries	\$125	\$0	\$0	\$24	\$37	\$37	\$28	\$0	\$0	\$101
Design/Engineering	\$2,498	\$0	\$0	\$131	\$643	\$985	\$740	\$0	\$0	\$2,367

