



Wayne Metropolitan  
Community Action Agency  
Established 1971



LHSA  
A Community Action Agency



August 10, 2018

Great Lakes Water Authority & Chief Executive Officer  
500 Randolph, 19<sup>th</sup> Floor  
Detroit, MI 48202

**RE: Water Residential Assistance Program Reallocation of Uncommitted FY16-17 Funds**

Dear GLWA Board of Directors and Sue McCormick,

Community Action Agencies, America’s anti-poverty network, carry out a shared promise to empower people and communities to be strong, healthy, and thriving. The Community Action Alliance for Southeast Michigan, through our role in WRAP, has made water assistance, conservation, and consumer education a leading priority in our community-based poverty fighting efforts.

Together we have enrolled more than 11,000 GLWA resident customers into WRAP assisting in the prevention of thousands of water service shut offs. With 75 of the eligible GLWA communities now offering WRAP services to residents and four additional MOAs in process the reach and impact of WRAP continues to grow. **Even with an increase in member community participation, an unspent balance of \$446,089 in uncommitted funds remain in year one (suburban conservation funds), \$1,034,435, in year two suburban uncommitted direct assistance funds and \$202,249 in year two suburban uncommitted conservation funds (see Exhibit 1)**

The greatest need for WRAP services continues to be from City of Detroit customers. Seventy (70) percent of all WRAP enrollments are City of Detroit residents. All available GLWA Detroit WRAP funding has been committed to service first year enrollments, second year re-enrollments, minor home plumbing repairs, and conservation measures.

**We respectfully request that GLWA Board of Directors approve a reallocation of WRAP uncommitted 2017 direct assistance funds as follows (see Exhibit 2):**

- **City of Detroit:**
  - a. **New Enrollments:** \$549,784
  - b. **Conservation:** \$130,200
- **Genesee County:**
  - a. **New enrollments:** \$307,535
  - b. **Conservation:** \$ 76,000

**We also request that GLWA Board of Directors approve a reallocation of WRAP uncommitted 2017 conservation funds as shown in Exhibit 3.**

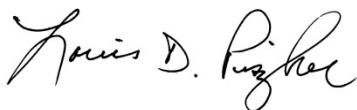
In advocating for this reallocation, it is worth noting:

- All allocated GLWA funding and additional funding raised for Detroit has been committed.
- This request is consistent with the reallocation request made by the CAA Alliance in 2017.
- **1,030** homes with high usage received a home water audit, saving an average of **\$420** per home- saving a total of **\$432,000 annually**.
- An additional \$4,000,000 has been raised and committed for WRAP Detroit - Wayne Metro contributing \$1M in Federal dollars and DWSD an additional \$3M for Departmental sources.
- \$1.6M has been leveraged to expand and advance WRAP services through technology, facilities, and increased staffing.
- \$300,000 of discretionary funding has been raised to provide one-time assistance to individuals and communities ineligible for WRAP.
- As of July 1, 2018, GCARD, the Community Action Agency serving Flint residents is under contract and has rolled-out WRAP services to Flint residents.

Please find attached:

1. A funding allocation request table
2. A yearly WRAP enrollment and community opt-in report
3. Benchmark data to inform a need-based allocation formula for WRAP (**Exhibit 4**)
4. WRAP success story, Mr. Denzel Donald, a Detroit resident. Denzel's monthly bill went from \$300 a month to \$50 after a broken pipe was repaired. Denzel is also doing well in his new role as a Wayne Metro 2018 Certified Tax Specialist assisting other Detroit residents with free tax preparation services and financial education.

Sincerely,



Louis D. Piszker, CEO  
Wayne Metro CAA



Susan Harding, CEO  
Oakland Livingston Community Services



Ernest Cawvey, Executive Director  
Macomb Community Action Program



Stephanie Kasperzak, CEO  
Monroe Community Opportunity Program

# EXHIBIT 1

## Summary of Uncommitted FY 2017 Conservation and Assistance Funds

<b>WRAP Conservation Spending</b>				
<b>July 1, 2016 - June 30, 2017</b>				
	<b>Home</b>	<b>Spent Dollars as of</b>		
	<b>Conservation</b>	<b>12.1.17</b>		<b>Remaining Balance</b>
	<b>Allocation</b>			
<b>City of Detroit</b>	\$ 297,856	\$ 304,634		\$ (6,778)
<b>Out-Wayne County</b>	188,029	87,110	(1)	100,919
<b>Oakland County</b>	180,570	93,985	(1)	86,585
<b>Macomb County</b>	93,406	84,481	(1)	8,925
<b>Genesee County</b>	-	-	(1)	-
<b>Washtenaw County</b>	8,855	475	(1)	8,380
<b>Lapeer County</b>	2,344	-	(1)	2,344
<b>Monroe County</b>	1,296	-	(1)	1,296
<b>St. Clair County</b>	578	-	(1)	578
<b>City of Flint</b>	-	-		-
<b>Total</b>	<b>\$ 772,934</b>	<b>\$ 570,685</b>		<b>\$ 202,249</b>

(1) Total sum of uncommitted FY 2017 suburban conservation funds: **209,027**

<b>WRAP Assistance Spending</b>				
<b>July 1, 2016 - June 30, 2017</b>				
	<b>Direct Assistance</b>	<b>Committed Dollars</b>		
	<b>Allocation</b>	<b>as of 12.1.17</b>		<b>Remaining Balance</b>
<b>City of Detroit</b>	\$ 1,278,103	\$ 1,307,187		\$ (29,084)
<b>Out-Wayne County</b>	806,833	320,478	(2)	486,355
<b>Oakland County</b>	774,825	506,747	(2)	268,078
<b>Macomb County</b>	400,804	138,170	(2)	262,634
<b>Genesee County</b>	-	-	(2)	-
<b>Washtenaw County</b>	37,998	9,597	(2)	28,401
<b>Lapeer County</b>	10,059	-	(2)	10,059
<b>Monroe County</b>	5,561	-	(2)	5,561
<b>St. Clair County</b>	2,431	-	(2)	2,431
<b>City of Flint</b>	-	-		-
<b>Total</b>	<b>\$ 3,316,614</b>	<b>\$ 2,282,179</b>		<b>\$ 1,034,435</b>

(2) Total sum of uncommitted FY 2017 suburban assistance funds: **1,063,519**

<b>Total NET Amount Eligible for Reallocation:</b>	<b>\$ 1,236,684</b>
--	---------------------

# EXHIBIT 2

## Wayne Metro Proposed Reallocation

### Proposed Sources and Uses for FY 2017 Uncommitted Assistance Funds

	SOURCES	USES OF REALLOCATED FUNDS				
	Exhibit 1 Total Sources of Uncommitted FY 2017 Funds	Gross Reallocation	Over Commitment Adjustment	Net Amount Reallocated	Amount for Conservation	Amount for Assistance
City of Detroit	\$ (29,084)	\$ 679,984	\$ (29,084)	\$ 650,900	\$ 130,200	\$ 520,700
Out-Wayne County	\$ 486,355	\$ -	\$ -	\$ -	\$ -	\$ -
Oakland County	\$ 268,078	\$ -	\$ -	\$ -	\$ -	\$ -
Macomb County	\$ 262,634	\$ -	\$ -	\$ -	\$ -	\$ -
Genesse County	\$ -	\$ -	\$ -	\$ -	\$ -	\$ -
Washtenaw County	\$ 28,401	\$ -	\$ -	\$ -	\$ -	\$ -
Lapeer County	\$ 10,059	\$ -	\$ -	\$ -	\$ -	\$ -
Monroe County	\$ 5,561	\$ -	\$ -	\$ -	\$ -	\$ -
St. Clair County	\$ 2,431	\$ -	\$ -	\$ -	\$ -	\$ -
Genesse County (Flint)		\$ 383,535	\$ -	\$ 383,535	\$ 76,000	\$ 307,535
<b>Total</b>	<b>\$ 1,034,435</b>	<b>\$ 1,063,519</b>	<b>\$ (29,084)</b>	<b>\$ 1,034,435</b>	<b>\$ 206,200</b>	<b>\$ 828,235</b>

# EXHIBIT 3

## Wayne Metro Proposed Reallocation

### Proposed Sources and Uses for FY 2017 Uncommitted Conservation Funds


	SOURCES				USES OF FUNDS
	Exhibit 1 Total Sources of Uncommitted FY 2017 Funds	Gross Reallocation	Over Commitment Adjustment	Net Amount Reallocated	Amount for Conservation
City of Detroit	\$ (6,778)	\$ 106,997	\$ (6,778)	\$ 100,219	\$ 100,219
Out-Wayne County	\$ 100,919	\$ (71,911)	\$ -	\$ (71,911)	\$ 29,008
Oakland County	\$ 86,585	\$ (62,120)	\$ -	\$ (62,120)	\$ 24,465
Macomb County	\$ 8,925	\$ (6,248)	\$ -	\$ (6,248)	\$ 2,678
Genesse County	\$ -	\$ -	\$ -	\$ -	\$ -
Washtenaw County	\$ 8,380	\$ (5,866)	\$ -	\$ (5,866)	\$ 2,514
Lapeer County	\$ 2,344	\$ (1,641)	\$ -	\$ (1,641)	\$ 703
Monroe County	\$ 1,296	\$ (907)	\$ -	\$ (907)	\$ 389
St. Clair County	\$ 578	\$ (405)	\$ -	\$ (405)	\$ 173
Genesse County (Flint)	\$ -	\$ 42,100	\$ -	\$ 42,100	\$ 42,100
<b>Total</b>	<b>\$ 202,249</b>	<b>\$ 0</b>	<b>\$ (6,778)</b>	<b>\$ (6,778)</b>	<b>\$ 202,249</b>

# EXHIBIT 4

## BENCHMARK DATA FOR WRAP NEED-BASED FORMULA:

County	CDBG 2016 Allocation	% of Total	Pro-rata Share (Based on CDBG Allocation)	Difference	Current WRAP Allocation		CSBG 2017 Allocation	% of Total	Pro-rata Share (Based on CSBG Allocation)	Difference
Detroit	\$ 31,372,385	49%	\$ 2,134,037	\$ 527,096	\$ 1,606,941	37%	\$ 5,878,878	45%	\$ 1,933,375	\$ 326,434
Out Wayne	\$ 11,200,210	18%	\$ 761,940	\$ (284,517)	\$ 1,046,457	24%	\$ 1,833,463	14%	\$ 602,967	\$ (443,490)
Oakland	\$ 7,257,108	11%	\$ 493,731	\$ (526,814)	\$ 1,020,545	24%	\$ 1,580,406	12%	\$ 519,745	\$ (500,800)
Genesee	\$ 5,331,596	8%	\$ 362,644	\$ 327,281	\$ 35,363	1%	\$ 1,159,466	9%	\$ 381,311	\$345,948
Washtenaw	\$ 1,858,189	3%	\$ 126,343	\$ 75,836	\$ 50,507	1%	\$ 575,083	4%	\$ 189,126	\$138,619
Macomb	\$ 5,250,248	8%	\$ 357,038	\$ (172,417)	\$ 529,455	12%	\$ 1,144,134	9%	\$ 376,269	\$ (153,186)
St. Clair	\$ 708,717	1%	\$ 48,295	\$ 45,084	\$ 3,211	0%	\$ 290,557	2%	\$ 95,555	\$92,344
Lapeer	\$ -	0%	\$ -	\$ (12,293)	\$ 12,293	0%	\$ 435,146	3%	\$ 143,106	\$130,813
Monroe	\$ 411,759	1%	\$ 28,028	\$ 20,743	\$ 7,285	0%	\$ 214,684	2%	\$ 70,603	\$63,318
Total:	\$ 63,390,212	100%	\$4,312,057		\$4,312,057		\$13,111,817	100%	\$4,312,057	


**CDBG (Community Development Block Grant)** is one of the longest-running programs of the U.S. Department of Housing and Urban Development, funds local community development activities such as affordable housing, anti-poverty programs, and infrastructure development. CDBG eligibility is generally calculated at 80% of Area Median Income (AMI). **CSBG (Community Services Block Grant)** is a federal, anti-poverty block grant which funds the operations of a state-administered network of local agencies. This CSBG network consists of more than 1,000 agencies that create, coordinate and deliver programs and services to low-income Americans at 125% of the Federal Poverty Line (FPL). CSBG is administered in 99 percent of the nation's counties.



# GLWA WRAP MEMBER COMMUNITIES

MUNICIPALITIES		OPTION 1	OPTION 2	OPTION 3	IN PROGRESS	NO RESPONSE	NOT OPTED-IN
<b>WAYNE COUNTY</b>							
1	Allen Park	X					
2	Belleville						X
3	Brownship Township	X					
4	Canton Township	X					
5	Dearborn	X					
6	Dearborn Heights	X					
7	Detroit	X					
8	Ecorse	X					
9	Flat Rock	X					
10	Garden City	X					
11	Gibraltar		X				
12	Grosse Ill Township						X
13	Grosse Pointe						X
14	Grosse Pointe Farms						X
15	Grosse Pointe Park						X
16	Grosse Pointe Shores	X					
17	Grosse Pointe Woods					X	
18	Hamtramck	X					
19	Harper Woods		X				
20	Huron Charter Township						X
21	Inkster		X				
22	Lincoln Park		X				
23	Livonia	X					
24	Melvindale	X					
25	Northville	X					
26	Northville Township					X	
27	Plymouth Township						X
28	Plymouth, City of		X				
29	Redford Township	X					
30	River Rouge	X					
31	Riverview					X	
32	Rockwood						X
33	Romulus		X				
34	Southgate	X					
35	Sumpster Township						X
36	Taylor		X				
37	Trenton	X					
38	Van Buren Township	X					
39	Wayne	X					
40	Westland	X					
41	Woodhaven					X	
<b>OAKLAND COUNTY</b>							
1	Auburn Hills					X	
2	Berkley				X		
3	Beverly Hills				X		
4	Bingham Farms	X					
5	Birmingham	X					
6	Bloomfield Hills				X		
7	Bloomfield Township						X
8	Clawson	X					
9	Commerce Township	X					
10	Farmington	X					
11	Farmington Hills	X					
12	Ferndale	X					
12	Hazel Park		X				
13	Huntington Woods	X					
14	Keego Harbor	X					
15	Lake Orion					X	
16	Lathrup Village	X					
17	Madison Heights	X					
18	Novi						X
19	Oak Park	X					
20	Orchard Lake	X					
21	Orion Township	X					
22	Oxford	X					
23	Pleasant Ridge	X					
24	Pontiac	X					
25	Rochester Hills						X
26	Royal Oak	X					
27	Royal Oak Township	X					
28	Southfield	X					
29	Sylvan Lake	X					
30	Troy					X	
31	Walled Lake				X		
32	West Bloomfield		X				
33	Wixom						X
<b>MACOMB COUNTY</b>							
1	Centerline	X					
2	Chesterfield Township	X					
3	Clinton Township		X				
4	Eastpointe	X					
5	Fraser	X					
6	Harrison Township					X	
7	Lenox Township					X	
8	Macomb Township	X					
9	New Haven Village	X					
10	Roseville						X
11	Shelby Township	X					
12	St. Clair Shores	X					
13	Sterling Heights	X					
14	Utica	X					
15	Warren	X					
16	Washington Township		X				
<b>WASHTENAW COUNTY</b>							
1	Augusta Township	X					
2	Pittsfield Township	X					
3	Superior Township	X					
4	Ypsilanti	X					
5	Ypsilanti Township	X					
<b>LAPEER COUNTY</b>							
1	Almont Village		X				
2	Imlay City						X
3	Lapeer	X					
<b>ST. CLAIR COUNTY</b>							
1	Burtchville						X
<b>MONROE COUNTY</b>							
1	Ash Township	X					
2	Berlin Township						X
3	South Rockwood						X





## Denzel Donald

### Basic Needs

**Denzel Donald** is a proud and spirited Detroit resident who has accomplished a great deal in his young age of 25. A passionate and talented Opera singer, he has traveled to Panama, Africa and Italy to perform for audiences around the world. He writes his own music and studied at Wayne State University's School of Music.

When Denzel inherited a home on Detroit's northside from a family member, he quickly found out how much work can be required to turn a house into a home. While the bones of the house were solid, the house had significant issues affecting Denzel's budget each month.

Denzel first came to Wayne Metro when his water bill climbed to more than \$2,400 when a pipe burst. He braved the elements to attend a water assistance fair at a DWSD service center and was disheartened when he saw the long line of people wrapped around the building. He chose to wait, and hope, and see if he was eligible for assistance and is glad he did because he was enrolled that day in the Water Residential Assistance Program (WRAP). The WRAP program gave Denzel the lift he needed to get help with monthly bill payment, paying down past due arrears and making home repairs.

Denzel says he found the WRAP program water audit one of the most valuable parts of the program. He was impressed with the team who gave him ideas and strategies for simple fixes that made a big impact like changing out faucets and replacing shower heads with water efficient ones. WRAP also paid to fix the broken pipe. Denzel is now a mindful, committed conservator of water. He is able to perform basic upgrades in his home and tells us that through WRAP, his monthly bill has decreased from \$300 a month to a manageable \$50 a month.

Denzel says, "The program and people at Wayne Metro are a financial and educational blessing. They truly care about the people they help."

"I am empowered to be a smart homeowner, and to help others find their way to this program."

- Denzel Donald, Detroit Resident



\$7.3

Million provided in water and home energy supports



\$500,000

Granted to support Detroit partners



1,067

Served through case management